




Mounted Units



SLB[®]

REGISTERED IN U.S.A.




This **SLB** catalogue has been completely revised and contains considerable alternations and supplementary information compared to previous catalogue.



Products that are not shown may be available, but this should be checked in each case.

The **SLB** data in this catalogue are based on current production, in accordance with ISO standard (International Organization for Standardization) ■



















CASTING MOUNTED UNITS

 TECHNICAL INFORMATION	T7-22
 PRODUCT INFORMATION	P23-77

Pillow Blocks Type

 <u>UCP 200</u>	P24-25
 <u>UCPA 200</u>	P26
 <u>UCPW 200</u>	P27
 <u>UCPH 200</u>	P28-29
 <u>UELP 200</u>	P30-31
 UKP 200	P32
 UKPA 200	P33
 UCP X00	P34-35
 UCP 300	P36

Flanged Units Type

 <u>UCF 200</u>	P37-38
 <u>SAF 200</u>	P39
 <u>UELF 200</u>	P40-41
 UKF 200	P42
 UCF X00	P43-44
 UCF 300	P45

Two Bolts Flanged Units Type

 <u>UCFL 200</u>	P46-47
 <u>UCFA 200</u>	P48
 <u>UCFB 200</u>	P49
 <u>UELFL 200</u>	P50-51
 UKFL 200	P52
 UCFL X00	P53
 UCFL 300	P54

Flanged Cartridge Units Type

 <u>UCFC 200</u>	P55-56
 <u>UELFC 200</u>	P57-58
 UKFC 200	P59





Hanger Units Type

 <u>UCHA 200</u>	P60-61
---	--------

Cylindrical Cartridge Units Type

 <u>UCC 200</u>	P62
--	-----

Take Up Units Type

 <u>UCT 200</u>	P63-64
 <u>SAT 200</u>	P65
 <u>UELT 200</u>	P66-67
 UKT 200	P68





Insert Bearings

 <u>SB 200</u>	P69
 <u>UC 200</u>	P70-71
 <u>SA 200</u>	P72
 <u>UEL 200</u>	P73
 <u>UK 200</u>	P74
 <u>UC X00</u>	P75-76
 <u>UC 300</u>	P77

PLUMMER BLOCK HOUSINGS

 TECHNICAL INFORMATION	T79-86
---	--------

 PRODUCT INFORMATION	P87-99
---	--------

 SNU 500-600	P88-91
 SN 500	P92-93
 SN 600	P94-95
 SN 200	P96-97
ACCESSORIES REFER TO	P88-97

NON-STANDARD

METRIC SIZES REFER TO	P101-105
INCH SIZES REFER TO	P106-111

INTERCHANGEABLE GUIDE

METRIC SIZES REFER TO	P115-123
INCH SIZES REFER TO	P124-141

UCP 205 - 16







Bore Size

Bore Size / Inch Size Only



















Series

2 STANDARD DUTY
X MEDIUM DUTY
3 HEAVY DUTY

Bearing Types

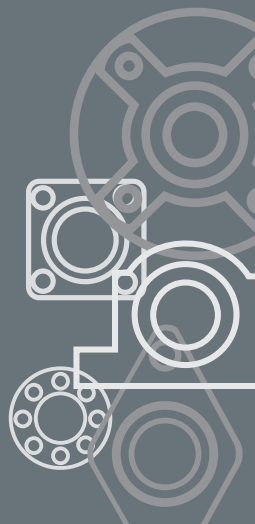
-  **SB 200** NARROW INNER RING - SET SCREWS TYPE
-  **UC 200** WIDE INNER RING - SET SCREWS TYPE
-  **SA 200** NARROW INNER RING - ECCENTRIC LOCKING COLLAR TYPE
-  **UEL 200** WIDE INNER RING - ECCENTRIC LOCKING COLLAR TYPE
-  **UK 200** ADAPTER TYPE
-  **UC X00** WIDE INNER RING - SET SCREWS TYPE
-  **UC 300** WIDE INNER RING - SET SCREWS TYPE

Housing Types

-  **P 200** PILLOW BLOCKS - CAST HOUSING
-  **PA 200** PILLOW BLOCKS - CAST HOUSING
-  **PW 200** PILLOW BLOCKS - CAST HOUSING
-  **PH 200** PILLOW BLOCKS - CAST HOUSING
-  **P X00** PILLOW BLOCKS - CAST HOUSING
-  **P 300** PILLOW BLOCKS - CAST HOUSING
-  **F 200** FLANGED UNITS - CAST HOUSING
-  **F X00** FLANGED UNITS - CAST HOUSING
-  **F 300** FLANGED UNITS - CAST HOUSING
-  **FL 200** TWO BOLTS FLANGED UNITS - CAST HOUSING
-  **FA 200** TWO BOLTS FLANGED UNITS - CAST HOUSING
-  **FB 200** TWO BOLTS FLANGED UNITS - CAST HOUSING
-  **FL X00** TWO BOLTS FLANGED UNITS - CAST HOUSING
-  **FL 300** TWO BOLTS FLANGED UNITS - CAST HOUSING
-  **FC 200** FLANGED CARTRIDGE UNITS - CAST HOUSING
-  **HA 200** HANGER UNITS - CAST HOUSING
-  **C 200** CYLINDRICAL CARTRIDGE UNITS - CAST HOUSING
-  **T 200** TAKE-UP UNITS - CAST HOUSING


Casting Mounted Units

SLB[®]





TECHNICAL INFORMATION



Feature

The Spherical Outside Surface Ball Bearings of **SLB** are deep groove ball bearing with wide and narrow inner rings, consisting of insert bearings (SA200, SB200, UC200, UEL200, UK200, UCX00 and UC300) and various housings. The types of bearing units are defined according to the different mounting methods of the bearings to shafts : the set-screws type, the adapter type, the eccentric locking collar type.

The **SLB** housings are mainly casting housings. There are pressed steel plate housings as well align with ease during operation and can be conveniently mounted or dismounted.

The bearing units can operate satisfactorily under working conditions, especially for machines operating in dusty or muddy surroundings. Thus, they are widely used in agricultural, construction and transmission machineries, etc..

There are various types of sealing devices for our products, such as synthetic rubber seals, slinger with synthetic rubber seals and triple lip seals etc..

Sufficient lubricating grease has been put into the bearings during manufacturing, which can act as lubricating as well as rust proof. No more grease is needed to put in during the lubricating period when the bearings operate under normal conditions. Lubricating grease can be added from the fittings when the relubricate bearings operate under hard conditions.

The outer ring of the bearing has spherical outside surface which can be fitted to the concave spherical surface of the housing, and the fit between them can be clearance fit or interference fit according to different conditions. This combination provides self-alignment between the self-contained bearing and the housing, and compensates for a certain alignment errors or flexing of the shaft when the bearing is in operation. This definitely increases the bearing service life.

1. Lubrication

The Spherical Outside Surface Ball Bearings of **SLB** generally use CG-2 rust proof lithium based lubricating grease, with physical chemical properties shown in the following Table 1.1. Grease is filled in the Spherical Outside Surface Ball Bearings during manufacturing.

Table 1.1 Physical chemical properties of lubricating grease

Density (1/mm)	Without operation	268
	Operated 60 times	260
Dropping point (°C)		128
Mechanical impurities (pc / gram)	10-25 μm	within 1000
	25-75 μm	within 500
	above 75 μm	0
Base oil kinematical Viscosity 40°C cst		80.3

The bearings usually operate below the temperature of 120°C (the measuring temperature of the outer rings is 100°C). Grease life reduction has to be taken into account when the bearing continues to operate at a temperature above 70°C. The lowest operating temperature should not be lower than - 30°C.

The permissible speed of rotation is connected with the fit between shaft and bearing . It is recommended that, under normal operating conditions, the fit between the bearing and the shaft is h7. Looser fit allowing lower speed is recommended when heavier load is applied.

2. Tolerance for Bearing Units

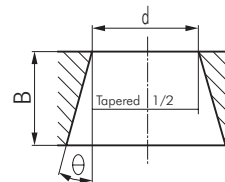
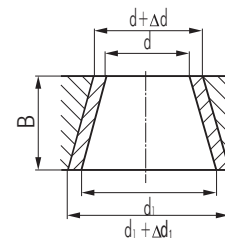
Table 2.1.1 Tolerances on inner rings of bearing with cylindrical bore Unit:0.001 mm

Nominal bore diameter d		Cylindrical bore						Radial run-out (Max.)
		Bore diameter				Width		
		dm Deviations		d Deviations		Bi Deviations		
Over (mm)	Incl. (mm)	High	Low	High	Low	High	Low	
10	18	+18	0	+22	-4	0	-120	12
18	30	+21	0	+25	-4	0	-120	15
30	50	+25	0	+30	-5	0	-120	18
50	80	+30	0	+36	-6	0	-150	22
80	120	+35	0	+42	-7	0	-200	28
120	150	+40	0	+48	-8	0	-250	35

Note: dm is defined as the arithmetical mean of the largest and the smallest diameter obtained by two-point measurements.

Table 2.1.2 Tolerances on inner rings of bearings with tapered bore Unit:0.001 mm

Nominal bore diameter d		Δd Deviations		Δd1 - Δd	
		High	Low	Max.	Min.
Over (mm)	Incl. (mm)				
18	30	+33	0	+21	0
30	50	+39	0	+25	0
50	80	+46	0	+30	0
80	120	+54	0	+35	0
120	150	+63	0	+40	0



Note (1) The deviations from nominal taper are defined by the limits of (Δd1 - Δd), where (Δd1 is actual deviation of d1 from nominal diameter at the largest end of bore and Δd is actual deviation of d from bearing bore nominal diameter.

(2) d1 is obtained by the following formula:

$$d_1 = d + 0.083333 B$$

Where B is width of the bearing inner ring.

(3) The nominal taper angle = 2°23'9.4"

(4) Please refer to the Figs. 2.1.2

Figs. 2.1.2

Table 2.1.3 Tolerances on outer ring Unit: 0.001 mm

Nominal bore diameter D		Dm Deviations		Radial run-out (Max.)
Over (mm)	Incl. (mm)	High	Low	
40	50	0	-11	20
50	80	0	-13	25
80	120	0	-15	35
120	180	0	-18	40
180	250	0	-20	45

Note: (1) Dm is defined as the arithmetical means of the largest and the smallest diameter obtained by two-point measurement.

(2) The low deviation of outside diameter Dm does not apply within the distance of 1/4 the width of outer ring from the sides.

Table 2.1.4 Tolerance for distance "n" between the radial plane passing through center of outer ring and aside of inner ring Unit: 0.001 mm

Nominal bore diameter d		n Deviations
Over (mm)	Incl. (mm)	
40	50	±200
50	80	±250
80	120	±300
120	160	±350

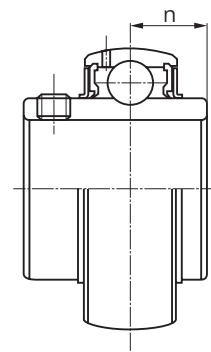


Fig. 2.1.4

Please refer to Fig. 2.1.4

Table 2.1.5 Chamfer dimensions

Nominal dimensions r (mm)	r	
	Max. (mm)	Min. (mm)
1.0	1.5	0.6
1.5	2.0	1.0
2.0	2.5	1.5
2.5	3.0	2.0
3.0	3.5	2.5
3.5	4.0	3.0
4.0	4.5	3.5
5.0	6.0	4.0

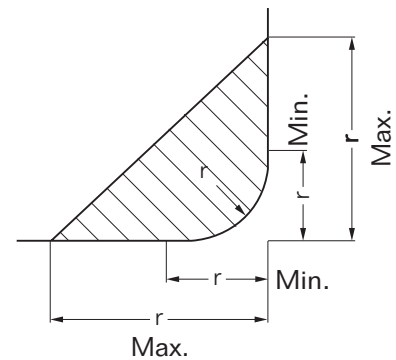


Fig. 2.1.5

Please refer to Fig. 2.1.5

2.2.1 Center height tolerances for pillow block type housings

Please refer to below Figs. 2.2.1 and Table 2.2.1

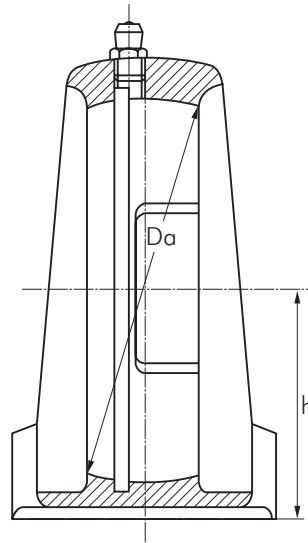


Fig. 2.2.1

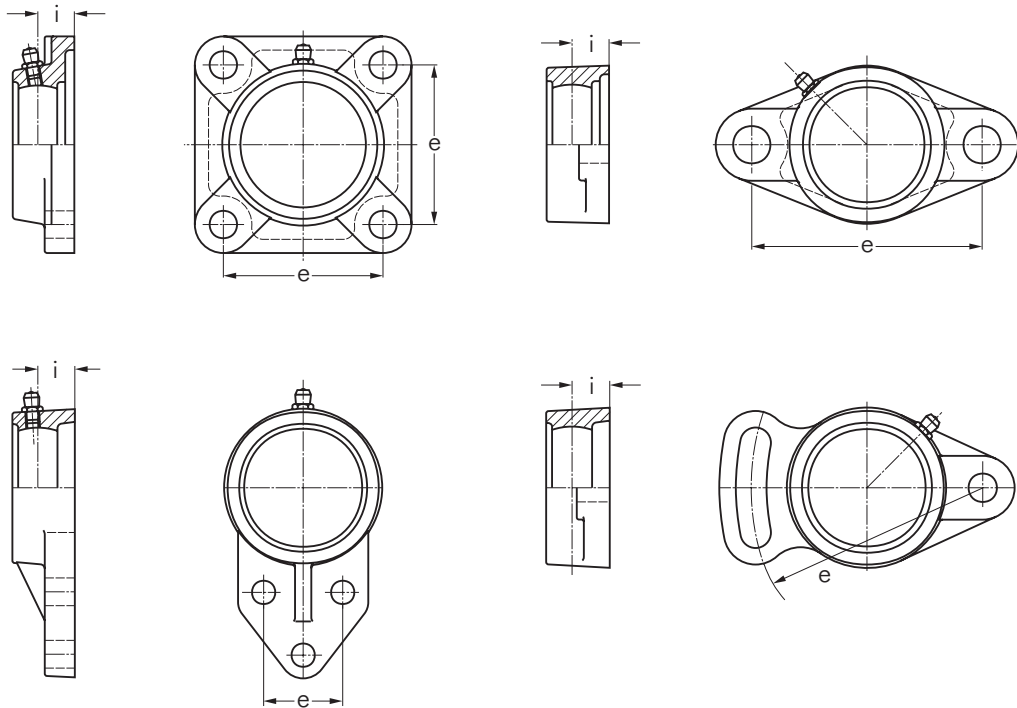
**Table 2.2.1 Center height tolerances for pillow block type housings
(P, PA, PW, PH)**

Unit: 0.001 mm

Housing No.						h Deviations
P 203			PA 203			±150
P 204			PA 204	PW 204	PH 204	
P 205	P X05	P 305	PA 205	PW 205	PH 205	
P 206	P X06	P 306	PA 206	PW 206	PH 206	
P 207	P X07	P 307	PA 207		PH 207	
P 208	P X08	P 308	PA 208	PW 208	PH 208	
P 209	P X09	P 309	PA 209		PH 209	
P 210	P X10	P 310	PA 210		PH 210	
P 211	P X11	P 311	PA 211		PH 211	
P 212	P X12	P 312	PA 212		PA 212	
P 213	P X13	P 313	PA 213		PH 213	
P 214	P X14	P 314			PH 214	
P 215	P X15	P 315			PH 215	
P 216	P X16	P 316			PH 216	
P 217						
P 218						

2.2.2 Tolerances for flanged type housings (F, FL, FA, FB, FC)

Please refer to below Figs. 2.2.2 (a), 2.2.2 (b) and Table 2.2.2 (a), 2.2.2 (b).



Figs. 2.2.2 (a)

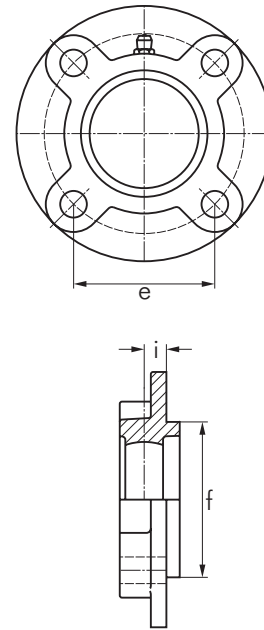
Table 2.2.2 (a) Tolerances for flanged type housings (F, FL, FA, FB)

Unit: 0.001 mm

Housing number								e	i
								Deviations	Deviations
F 204			FL 204			FA 204	FB 204	±700	±500
F 205	F 305	F X05	FL 205	FL 305	FL X05	FA 205	FB 205		
F 206	F 306	F X06	FL 206	FL 306	FL X06	FA 206	FB 206		
F 207	F 307	F X07	FL 207	FL 307	FL X07	FA 207	FB 207		
F 208	F 308	F X08	FL 208	FL 308	FL X08	FA 208	FB 208		
F 209	F 309	F X09	FL 209	FL 309	FL X09	FA 209	FB 209		
F 210	F 310	F X10	FL 210	FL 310	FL X10	FA 210	FB 210		
F 211	F 311	F X11	FL 211	FL 311		FA 211	FB 211		
F 212	F 312	F X12	FL 212	FL 312		FA 212	FB 212		
F 213	F 313	F X13	FL 213	FL 313		FA 213	FB 213		
F 214	F 314	F X14	FL 214	FL 314				±1000	±800
F 215	F 315	F X15	FL 215	FL 315					
F 216		F X16	FL 216						
F 217			FL 217						
F 218			FL 218						

Table 2.2.2 (b) Tolerance for flanged type housing (FC)
Unit: 0.001 mm

Housing number	f		e	i	Radial run-out of machined pilot Max.
	Deviations High	Deviations Low			
FC 204					
FC 205	0	-46			
FC 206					
FC 207			±700	±500	200
FC 208					
FC 209	0	-54			
FC 210					
FC 211					
FC 212					
FC 213					
FC 214					
FC 215	0	-63	±1000	±800	300
FC 216					
FC 217					
FC 218	0	-72			



Figs. 2.2.2 (b)

2.2.3 Tolerance for take-up type housing (T)

Unit: 0.001 mm

Housing No.	k		e	Parallelism of guide Max.
	Deviations High	Deviations Low		
T204	+200		0	500
~T210	0		-500	
T211	+300		0	600
~T217	0		-800	

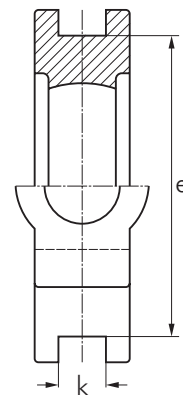


Fig. 2.2.3

Table 2.2.4 Tolerance on spherical inside diameter**Unit: 0.001 mm**

Nominal spherical inside diameter		Symbol H7				Symbol J7			
Da		Dam Deviations		Da Deviations		Dam Deviations		Da Deviations	
Over (mm)	Incl. (mm)	High	Low	High	Low	High	Low	High	Low
30	50	+25	0	+30	-5	+14	-11	+19	-16
50	80	+30	0	+36	-6	+18	-12	+24	-18
80	120	+35	0	+42	-7	+22	-13	+29	-20
120	180	+40	0	+48	-8	+26	-14	+34	-22
180	250	+46	0	+55	-9	+30	-16	+39	-25

Note: (1) $D_{am} = (D_{max} + D_{min})/2$

D_{max} - maximum measured value of Da

D_{min} - minimum measured value of Da

(2) Dimensional tolerances for spherical inside diameter of housing are classified as H7 for clearance fit and J7 for interference fit.

(3) As the self-contained for bearings are equipped with locking-pin, clearance fit H7 is normally applied.

Table 2.2.5 Machining tolerances

Nominal dimension		Dimensional Tolerance (mm)
Over (mm)	Incl. (mm)	
4	16	±0.2
16	63	±0.3
63	250	±0.5

Table 2.2.6 Casting tolerances on length

Nominal dimension		Dimensional Tolerance (mm)
Over (mm)	Incl. (mm)	
Up	100	±1.5
100	200	±2.0
200	400	±3.0
400	800	±4.0

Table 2.2.7 Casting tolerances on thickness

Nominal dimension		Dimensional Tolerance (mm)
Over (mm)	Incl. (mm)	
Up	5	±1.0
5	10	±1.5
10	20	±2.0
20	30	±3.0
30	50	±3.5

Table 2.2.8 One side machining tolerances

Nominal dimension		Dimensional Tolerance (mm)
Over (mm)	Incl. (mm)	
Up	~ 5	±1.0
5	~ 100	±1.5
100	~ 200	±2.0
200	~ 400	±3.0

Note: (1) Dimensional tolerances and deviations are for ordinary grade.

(2) Dimensional tolerances on length and thickness may be added with deviations on draft taper.

3. Radial Internal Clearance of Bearings

The radial internal clearance of the bearing for the unit is the same as the value of [ISO 9628](#), the internal radial clearance for the Spherical Outside Surface Ball Bearing is usually greater than that for the same size of Deep Groove Ball Bearing. The clearance for the cylindrical bore bearing is shown in Table 3.1 while the clearance for the tapered bore bearing is shown in Table 3.2 .

**Table 3.1 Radial internal clearance of cylindrical bore bearings
(with set-screws and eccentric locking collar)**

Unit: 0.001 mm

Nominal bore diameter d		Clearance symbol			
Over (mm)	Incl. (mm)	Normal		C 3	
		Min.	Max.	Min.	Max.
10	18	<u>10</u>	<u>25</u>	<u>18</u>	<u>33</u>
18	20	<u>12</u>	<u>28</u>	<u>20</u>	<u>36</u>
20	32	<u>12</u>	<u>28</u>	<u>23</u>	<u>41</u>
32	40	<u>13</u>	<u>33</u>	<u>28</u>	<u>46</u>
40	50	<u>14</u>	<u>36</u>	<u>30</u>	<u>51</u>
50	65	<u>18</u>	<u>43</u>	<u>38</u>	<u>61</u>
65	80	<u>20</u>	<u>51</u>	<u>46</u>	<u>71</u>
80	100	<u>24</u>	<u>58</u>	<u>53</u>	<u>84</u>

Table 3.2 Radial internal clearance of tapered bore bearings (with adapter sleeve)

Unit: 0.001 mm

Nominal bore diameter d		Clearance symbol			
Over (mm)	Incl. (mm)	Normal		C 3	
		Min.	Max.	Min.	Max.
10	18	<u>18</u>	<u>33</u>	<u>25</u>	<u>45</u>
18	20	<u>20</u>	<u>36</u>	<u>28</u>	<u>48</u>
20	32	<u>23</u>	<u>41</u>	<u>30</u>	<u>53</u>
32	40	<u>28</u>	<u>46</u>	<u>40</u>	<u>64</u>
40	50	<u>30</u>	<u>51</u>	<u>45</u>	<u>73</u>
50	65	<u>38</u>	<u>61</u>	<u>55</u>	<u>90</u>
65	80	<u>46</u>	<u>71</u>	<u>65</u>	<u>105</u>
80	100	<u>53</u>	<u>84</u>	<u>75</u>	<u>120</u>

Note: Contents which underline " _ " in red color, means dimensions are differ from **SLB**® Mounted Units Catalogue 2007.

4. Bearing Size Selection

4.1 The bearing size is usually selected according to the required life and reliability under a specific type of load charged on the Spherical Outside Surface Ball Bearing

The load applied to the bearing operating under static or slow oscillating and rotating ($n < 10 \text{ r/min}$) condition is defined as static load, while the load applied to the bearing operating under a speedy rotating ($n > 10 \text{ r/min}$) condition is defined as dynamic load.

The load capacity of the bearing is expressed by the basic dynamic load rating which is shown in the Spherical Outside Surface Ball Bearing's table.

Under normal mounting, lubricating and maintaining conditions, the operating bearing will have fatigue flaking due to the repeating action of variable load charged on the contact area between the rings and rolling elements. Generally, the fatigue flaking is the cause of normal damage of rolling bearings. Therefore, the usual bearing life refers to the bearing fatigue life. The life of group of apparently identical bearings operating under a considerable dispersion. For this reason, the bearing life is closely connected with the damaging probability or the reliability requirement.

The radial rating load of ball bearing with 90% reliability and 500 hours minimum life is shown in Fig. 4.1 (Refer to page 18).

Life: The life of a rolling bearing is defined as the total number of revolution which the bearing is capable of enduring before the first evidence of fatigue flaking develops on any one rings or rolling elements.

Reliability: The reliability is the percentage of the bearings of a group of apparently identical bearings operating under identical conditions which can expect to attain or exceed a certain defined life. The reliability of individual bearing is the probability of the bearing to attain or exceed a defined life.

Basic rating life: For a group of apparently identical rolling bearings operating under identical conditions, the basic rating life is defined as the total number of revolution that 90% of the bearings can be expected to complete or exceed.

Basic Rating life

The fatigue rating life of Spherical Outside Surface Ball Bearing is calculated by the following formula:

$$L_{10} = \left(\frac{C}{P} \right)^3 \text{ or } \frac{C}{P} = L_{10}^{1/3}$$

Where L_{10} = basic rating life (10^6 r)
 P = basic dynamic load rating (N)
 N = equivalent dynamic bearing load (N)

The basic dynamic load rating C is a hypothetical constant load with a fixed direction under which the bearing can attain a basic life of one million revolutions theoretically. For radial bearings, the load refers to the radial load.

The equivalent dynamic bearing load P is a constant load with a fixed direction under which the bearing life is identical to that of the bearing operating under actual load.

For a bearing operating with a constant rotation speed, the basic rating life can be expressed in terms of operating hours:

$$L_{10h} = \frac{10^6}{60n} \left(\frac{C}{P} \right)^3 \quad \text{or} \quad L_{10h} = \frac{10^6}{60n} L_{10h} = \frac{16666}{n} \left(\frac{C}{P} \right)^3$$

Where: L_{10h} = basic rating life (h)
 n = bearing operating speed of rotation (r/min)

For easier calculation, 500 hours as base of rating life is taken, and the speed factor f_n and the life factor f_h is introduced.

$$f_n = \left(\frac{331/3}{n} \right)^{1/3} \quad f_h = \left(\frac{L_{10h}}{500} \right)^{1/3}$$

In this way, the formula is simplified to:

$$C = \frac{f_h}{f_n} P$$

The values of f_h and f_n can be found in Fig. 4.1 by referring to the operation speed n and the anticipated bearing service life L_{10h} . Then, with the radial load (or the equivalent dynamic bearing load), the basic dynamic load rating can be determined. By this way, the bearing size can be determined according to the basic dynamic load rating value in the Spherical Outside Surface Ball Bearing's table. If the bearing operate under indeterminate loads and rotation speed, the following formula should be applied when calculating the bearing life:

$$P_m = \sqrt[3]{\frac{1}{N} \int_0^N P^3 dN}$$

Where P_m = mean equivalent dynamic bearing load (N)
 P = equivalent dynamic bearing load (N)
 N = total revolution numbers within one load changing cycle (r)

4.2 Anticipated bearing service life

Where selecting a bearing, one should usually predetermine an appropriate service life according to the relevant machine type, operating condition and reliability requirement. Generally the anticipated bearing service life can be determined by referring to the maintenance period of a machine.

Calculating method of equivalent dynamic bearing load P

The basic equivalent dynamic bearing load is determined under a hypothetical condition. When calculating the bearing life, the actual load has to be converted to dynamic bearing load which is in conformity with the load condition determining the dynamic load rating. General equation for calculating the equivalent dynamic bearing load:

$$P = XFr + YFa$$

Where: P --- equivalent dynamic bearing load (N)
 Fr --- actual radial load (N)
 Fa --- actual axial load (N)
 X --- radial factor
 Y --- thrust factor




Fig. 4.1

The values of X and Y are determined by the ratio between the applied axial load F_a and the basic static load rating C_o . The axial load which the Spherical Outside Surface Ball Bearing can carry is determined by the mounting method of the bearing on the shaft.

For bearings of set-screw Locking type or eccentric Locking collar type, if flexible shafts are applied and the set-screws are tightened enough, the axial load F_a which the bearings can carry not surpass 20% of the radial load F_r .

For bearing of adapter sleeve Locking type, if the nut is properly tightened, the axial load F_a can be maximally 15% to 20% of the radial load.

The value of radial and thrust factors X and Y for Spherical Outside Surface Ball Bearings can be obtained from the following Table 4.3.1.

When twist load is applied to the bearing, the equivalent dynamic bearing load is calculated by the following equation:

Where: $P_m = f_m \cdot P$
 P_m --- equivalent dynamic bearing load when considering twist load
 f_m --- twist load factor, which is defined as follows:
 when the twist load is small : $f_m = 1.5$
 when the twist load is big : $f_m = 2$

4.3 Example of bearing size selection

When shocking load is applied to the bearing, the equivalent dynamic bearing load can be calculated by the following equation:

$$P_d = f_d \cdot P$$

Where: P_d --- equivalent dynamic bearing load when considering shocking load
 f_d --- shocking load factor, which is defined as follows:
 when no shocking load or mirror shocking load is applied: $f_d = 1 - 1.2$
 when adequate shocking load is applied: $f_d = 1.2 - 1.8$

Table 4.3.1 Radial and thrust factors X and Y for Spherical Outside Surface Ball Bearings

$\frac{F_a}{C_a}$	Clearance for normal				e	Clearance for C 3				e
	$\frac{F_a}{F_r} \leq e$		$\frac{F_a}{F_r} > e$			$\frac{F_a}{F_r} \leq e$		$\frac{F_a}{F_r} > e$		
	X	Y	X	Y		X	Y	X	Y	
0.025	1	0	0.56	2.0	0.22	1	0	0.46	1.74	0.3
0.04	1	0	0.56	1.8	0.24	1	0	0.46	1.61	0.33
0.07	1	0	0.56	1.6	0.27	1	0	0.46	1.46	0.36
0.13	1	0	0.56	1.4	0.31	1	0	0.46	1.30	0.41
0.25	1	0	0.56	1.2	0.37	1	0	0.46	1.14	0.47
0.5	1	0	0.56	1.0	0.44	1	0	0.46	1.00	0.54

How to select the size of bearing

One Spherical Outside Surface Ball Bearings is to operate at a rotation speed of 1000 r/min under only a radial load of $F_r = 3000 \text{ N}$, with a basic rating life of at least 20,000 hours.

Select the bearing size.

From the required rotation speed it can be found that:

$$f_n = 0.322 \text{ (Fig. 4.1 shows about 0.32, refer to page 18)}$$

From the required basic rating life (anticipated service life), it can be found that:

$$f_h = 3.42 \text{ (Fig. 4.1 shows about 3.4, refer to page 18)}$$

Under only radial load, i.e.

$$P = F_r = 3000 \text{ N}$$

Therefore,

$$C = \frac{f_h}{f_n} P = \frac{3.42}{0.322} \times 3000 = 31,863 \text{ (N)}$$

A simplified way to calculate the bearing life can be applied by using Fig. 4.3: By connecting n and the required basic rating life L_{10h} with a straight line, it can be found that C/P value is 10.6. As is known, $P = F_r = 3000 \text{ N}$, thus the required basic dynamic load rating is:

$$C = 3000 \times 10.6 = 31,800 \text{ (N)}$$

In this way, we can select the Spherical Outside Surface Ball Bearings inside this catalogue(Refer to pages 116-127).

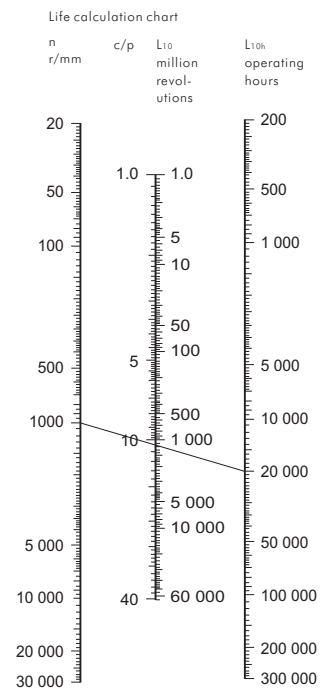


Fig. 4.3

4.4 Adjusted rating life equation

The basic rating life L_{10} calculated with the bearing life calculation formula can be applied to calculate the rating life of bearing made of ordinary bearing steel (i.e. bearing life with reliability of 90%).

Due to more and more of machinery products demanding higher reliability and better quality steel (ISO 281/1-1977), an adjusted rating life calculation equation is suggested, i. e.

$$L_n = a_1 \cdot a_2 \cdot a_3 \cdot L_{10}$$

For Spherical Outside Surface Ball Bearing:

$$L_n = a_1 \cdot a_2 \cdot a_3 \cdot (C/P)^3$$

Where L_n ---under specified material and lubricating conditions, bearing life with (100-n)% no breaking probability (i. e. reliability).

a_1 ---- life adjustment factor for reliability (Table 4.4.1)

a_2 ---- life adjustment factor materials (Table 4.4.2)

a_3 ---- life adjustment factor for operating conditions (Table 4.4.3)

Table 4.4.1 Life adjustment factor for reliability a_1

Reliability%	90	95	96	97	98	99
L_n	L_{10}	L_5	L_4	L_3	L_2	L_1
a_1	1	0.62	0.53	0.44	0.33	0.21

Table 4.4.2 Life adjustment factor for materials a2

Normal chromium bearing steel		$a_2 = 1$
Special smelted bearing steel	--- Vacuum degassed bearing steel	$a_2 = 3$
	--- Vacuum resmelted bearing steel	$a_2 = 5$
When material hardness lowered by high frequency tempering		$a_2 < 1$

Table 4.4.3 Life adjustment factor for operating conditions a3

When under normal operating conditions: (1) Properly mounted, (2) Sufficiently lubricated, (3) Without outside matters intrusion.	$a_3 = 1$
When under operating temperature, the Spherical Outside Surface Ball Bearings lubricating grease viscosity lower than $13 \text{ mm}^2/\text{s}$	$a_3 < 1$

5. Selection of Shaft

The shaft on which bearing units are mounted shall be free from bend and flexure.

For the units with cylindrical bore (with set-screws or eccentric locking collar) clearance fit is usually adopted for mounting the units on the shaft, and shaft tolerances in Table 5.1 are recommended for such loose fit, but for high speed or highly accurate operation or such application which is accompanied by heavy shock loads, interference fit is to be adopted. Table 5.2 shows recommended shaft tolerances for interference fit, when bearing units with eccentric locking collar are mounted on the shaft with interference fit, the eccentric locking collar may be omitted.

Tapered bore bearings permit wider tolerances of the shaft since they are locked to the shaft by means of adapted sleeves.

Recommended shaft tolerances for tapered bore bearings listed in Table 5.3.

Table 5.1 Shaft tolerances for clearance fit for bearing with cylindrical bore

Shaft diameter		Deviation of tolerances in shaft							
		For lower speed		For medium speed		For rather high speed		For high speed	
Over	Incl.	h9		h8		h7		J6	
mm	mm	Max.	Min.	Max.	Min.	Max.	Min.	Max.	Min.
10	18	0	-43	0	-27	0	-18	+8	-3
18	30	0	-52	0	-33	0	-21	+9	-4
30	50	0	-62	0	-39	0	-25	+11	-5
50	80	0	-74	0	-46	0	-30	+12	-7
80	120	0	-87	0	-54	0	-35	+13	-9
120	180	0	-100	0	-63	0	-40	+14	-11

Table 5.2 Shaft tolerance for interference fit for bearing with cylindrical bore

Shaft diameter		Deviation of tolerances in shaft							
Over mm	Incl. mm	Higher speed m6		Rather heavy load m7		Highest load m6		Heavy load m7	
		Max.	Min.	Max.	Min.	Max.	Min.	Max.	Min.
10	18	+18	+7	+25	+7	+23	+12	+30	+12
18	30	+21	+8	+29	+8	+28	+15	+36	+15
30	50	+25	+9	+34	+9	+33	+17	+42	+17
50	80	+30	+11	+41	+11	+39	+20	+50	+20
80	120	+35	+13	+48	+13	+45	+23	+58	+23
120	180	+40	+15	+55	+15	+52	+27	+67	+27

Table 5.3 Shaft tolerances for bearing with tapered bore

Shaft diameter		Deviation of tolerances in shaft			
Over mm	Incl. mm	For shot shaft h9		For shot shaft h10	
		Max.	Min.	Max.	Min.
10	18	0	-43	0	-70
18	30	0	-52	0	-84
30	50	0	-62	0	-100
50	80	0	-74	0	-120
80	120	0	-87	0	-140
120	180	0	-100	0	-160

6. Mounting of Bearing Units on Shaft

The bearing units can be easily installed in principle at any place. However, in order to have a long service life, it is desirable that the mounting base is flat and rigid.

In case of either the vibration is caused to the bearing, the alternating movement takes place, the load applied to the bearing is large, or the shaft rotation speed is rapid, it is desired to provide with the filed seat or concave section at the part where the set-screws contact with the shaft. If large thrust load is charged, it is recommended that joggling tightened with nuts be used to install the bearing most effectively to the shaft: As shown in Fig 6.1.

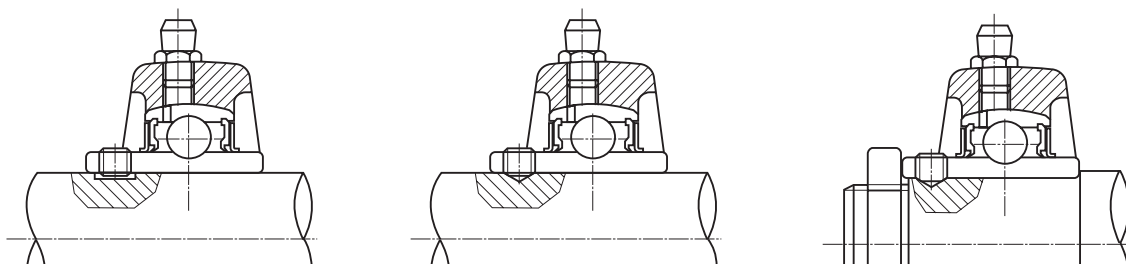


Fig 6.1

6.1 Bearings units with adapter sleeve

Bearing unit with adapter sleeve permits wider shaft tolerance and can be used in applications where vibrations and shocks are heavy.

Mounting processes of these units are as follows:

First, the sleeve is installed to an arbitrary position. After the shark proof washer is inserted, the nut is tightened. The proper nut tightening condition can be obtained if it is tightened enough by hand and then rotated by 2/5 to 3/5 revolution with a spanner.

After tightening the nut, bend the shark proof washer within the slot. Otherwise, the nut may be loosened and creep may be caused between the shaft and sleeve. It is necessary the nut can not be tightened too much.

6.2 Bearings units with eccentric locking collar

The eccentric part of the collar mates with the inner ring of the bearing which is made eccentric with the collar. When locked to the shaft by hand in direction of the shaft rotation, the eccentric locking collar tightens automatically to the shaft by force of working radial load. Then, lock the set-screws provided on the collar to fix the eccentric collar to the shaft. At the shaft rotation force or load is not charged on the set-screws directly, it will not loosen during operation.

7. Bearing units with set-screws

There are two set-screws located at two places on one side of the wide inner ring 120 apart with which the bearing units can be mounted to the shaft. When mounting the bearing to the shaft, the torque shown in the following Table 7.1 is recommended to tighten the set-screws to shaft.

Table 7.1 Proper tightening torque of set-screws

Set-screws tap (mm) (inch)		Bearing No.	Tightening torque (N.m) (lbf.in)	
M 5X0.8	No.10#-32 UNF	SB 201 D1~SB 203 D1,	3.9	34
M 6X0.75	1/4-28 UNF	SB 204 D1~SB 206 D1, UC 201 D1~UC 206 D1 SA 201 D1~SA 205 D1, UEL 201 D1~UEL 205 D1 UC X05 D1, UC 305 D1~UC 306 D1	5.8	52
M 8X1	5/16-24 UNF	SB 207 D1~SB 208 D1, UC 207 D1~UC 209 D1 SA 206 D1~SA 207 D1, UEL 206 D1~UEL 207 D1 UC X06 D1~UC X08 D1, UC 307 D1	9.8	86
M 10X1.25	3/8-24 UNF	UC 210 D1~UC 212 D1, SA 208 D1~SA 211 D1 UEL 208 D1~UEL 215 D1, UC X09 D1~UC X11 D1 UC 308 D1~UC 309 D1	24.5	216
M 12X1.5	1/2-20 UNF	UC 213 D1~UC 218 D1, UC X12 D1~UC X16 D1 UC 310 D1~UC 314 D1	34.3	303
M 14X1.5	9/16-18 UNF	UC 315 D1~UC 316 D1	34.3	303

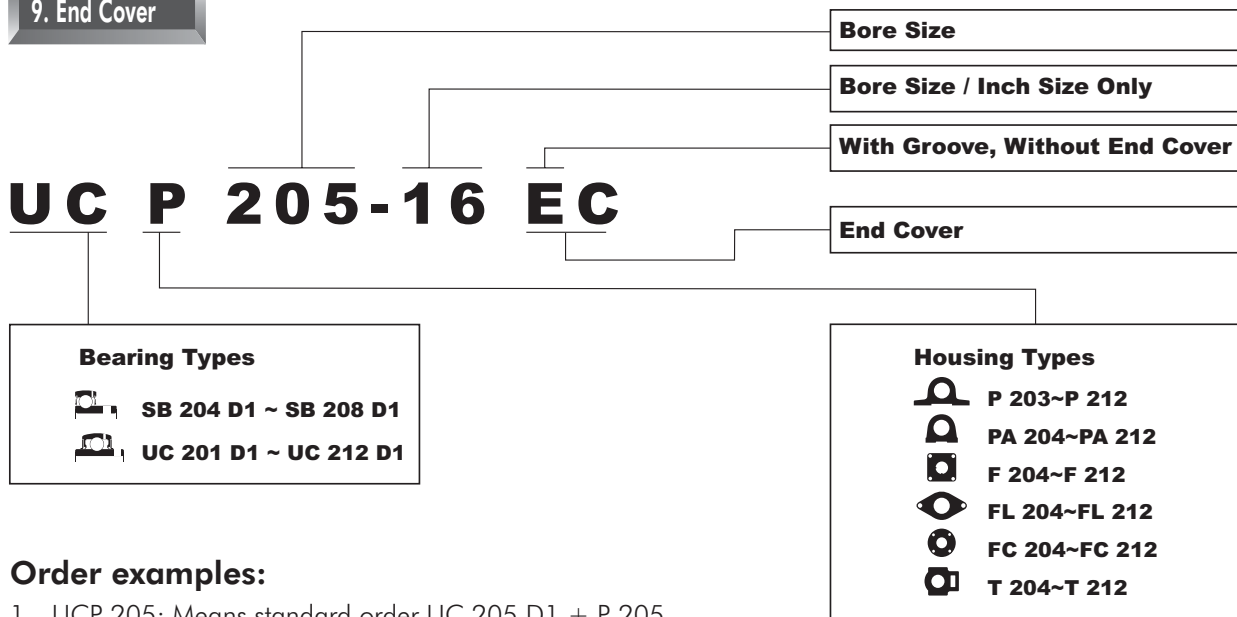
8. The Material for Cast Iron Housing

The material of cast iron housing under ISO / DIS GG20, the mechanical properties please refer to Tabel 8.1.

Table 8.1 The mechanical properties of cast iron housing

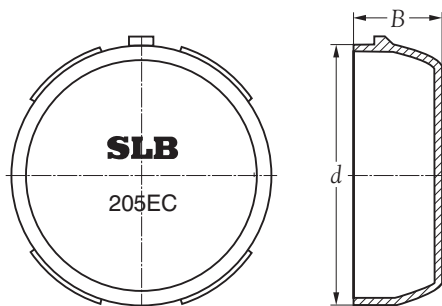
Number	Major wall thickness of casting piece (mm)	Strain stress σ_b (N/mm ²)	Hardness HB
ISO / DIS GG20	2.5 - 10	220	
U.S.A Grade 35	>10 - 20	195	170 - 220
JIS FC20	>20 - 30	170	
	>30 - 50	160	

9. End Cover



Order examples:

- 1、UCP 205: Means standard order UC 205 D1 + P 205.
- 2、P 205 E: Means only require Housing P 205 E.
(There is a groove for assembly End Cover 205 EC on the housing be called P 205 E)
- 3、205 EC: Means only require End Cover 205 EC.
- 4、UCP 205 E: Means order UC 205 D1 + P 205 E without 205 EC.
- 5、UCP 205 EC: Means UC 205 D1 + P 205 E + 205 EC.



Size	d	B	Weight (kg)
204 EC	50.5	23.0	0.007
205 EC	55.5	23.0	0.008
206 EC	65.5	25.0	0.013
207 EC	76.5	27.0	0.016
208 EC	85.5	29.5	0.020
209 EC	90.5	29.0	0.020
210 EC	95.5	33.0	0.023
211 EC	105.5	37.0	0.028
212 EC	115.5	40.0	0.035



PRODUCT INFORMATION



Pillow Blocks Type



Flanged Units Type



Two Bolts Flanged Units Type



Flanged Cartridge Units Type



Hanger Units Type



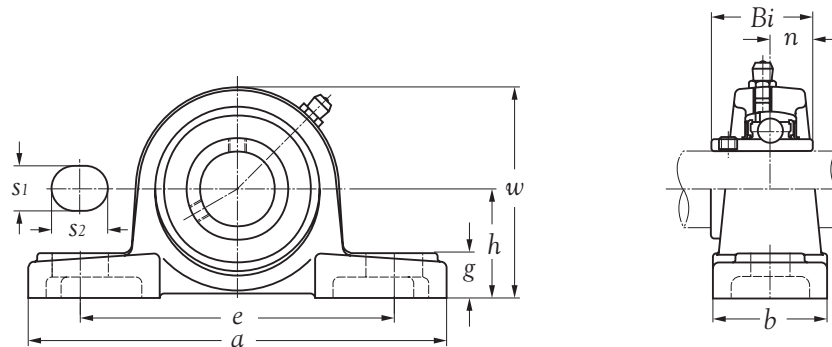
Cylindrical Cartridge Units Type



Take Up Units Type

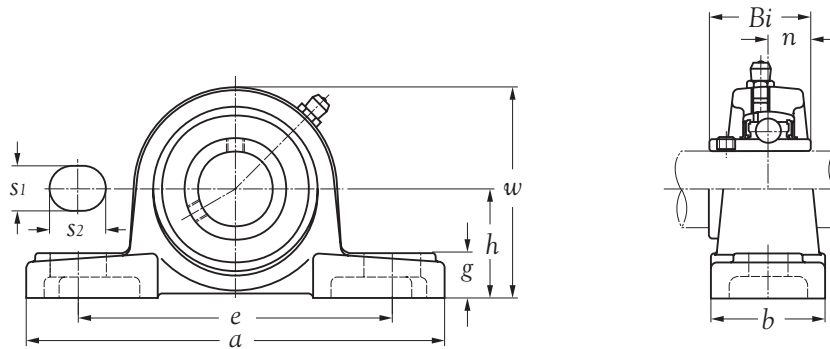


Insert Bearings



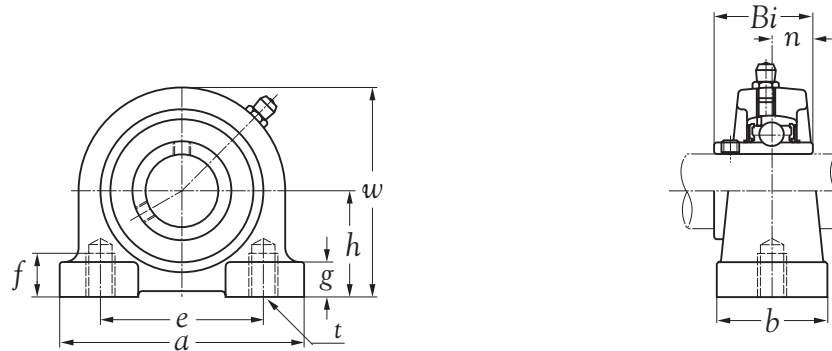
Shaft dia. mm inch	Unit number	Nominal dimensions										Bolt size mm inch	Bearing number	Housing number	Mass of unit Kg	
		h	a	e	b	s ₁	s ₂	g	w	Bi	n					
12 1/2	UCP 201	30.2	127	96	37	13	19	14	60.7	31.0	12.7	M 10	UC 201	P 203	0.68	
	UCP 201-8	1-3/16	5	3-25/32	1-29/64	3/64	3/4	35/64	2-25/64	1.2205	0.5000	3/8				UC 201-8
15 5/8	UCP 202	30.2	127	96	37	13	19	14	60.7	31.0	12.7	M 10	UC 202	P 203	0.67	
	UCP 202-10	1-3/16	5	3-25/32	1-29/64	3/64	3/4	35/64	2-25/64	1.2205	0.5000	3/8				UC 202-10
17 11/16	UCP 203	30.2	127	96	37	13	19	14	60.7	31.0	12.7	M 10	UC 203	P 203	0.66	
	UCP 203-11	1-3/16	5	3-25/32	1-29/64	3/64	3/4	35/64	2-25/64	1.2205	0.5000	3/8				UC 203-11
20 3/4	UCP 204	33.3	127	96	37	13	16	14	65.0	31.0	12.7	M 10	UC 204	P 204	0.66	
	UCP 204-12	1-5/16	5	3-25/32	1-29/64	3/64	5/8	35/64	2-9/16	1.2205	0.5000	3/8				UC 204-12
25 1	UCP 205	36.5	140	105	38	13	19	15	71.0	34.1	14.3	M 10	UC 205	P 205	0.77	
	UCP 205-16	1-7/16	5-3/64	4-9/64	1-1/2	3/64	3/4	19/32	2-51/64	1.3425	0.5630	3/8				UC 205-16
30 1-1/8 1-1/4	UCP 206	42.9	160	121	44	14	19	16	83.0	38.1	15.9	M 12	UC 206	P 206	1.22	
	UCP 206-18	1-11/16	6-19/64	4-49/64	1-47/64	35/64	3/4	5/8	3-17/64	1.5000	0.6260	7/16				1.24
	UCP 206-20															
35 1-1/4 1-3/8	UCP 207	47.6	167	126	48	15	19	17	93.0	42.9	17.5	M 12	UC 207	P 207	1.55	
	UCP 207-20	1-7/8	6-37/64	4-31/32	1-57/64	19/32	3/4	43/64	3-43/64	1.6890	0.6890	7/16				1.61
	UCP 207-22															
40 1-1/2	UCP 208	49.2	180	136	52	15	21	18	100.0	49.2	19.0	M 12	UC 208	P 208	1.88	
	UCP 208-24	1-15/16	7-3/32	5-23/64	2-3/64	19/32	53/64	45/64	3-15/16	1.9370	0.7480	7/16				1.92
45 1-5/8 1-3/4	UCP 209	54	190	146	54	15	21	20	108.0	49.2	19.0	M 12	UC 209	P 209	2.19	
	UCP 209-26	2-1/8	7-31/64	5-3/4	2-1/8	19/32	53/64	25/32	4-1/4	1.9370	0.7480	7/16				2.29
	UCP 209-28															
50 1-7/8	UCP 210	57.2	204	159	57	19	22	21	114.0	51.6	19.0	M 16	UC 210	P 210	2.73	
	UCP 210-30	2-1/4	8-1/64	6-17/64	2-15/64	3/4	55/64	53/64	4-31/64	2.0315	0.7480	5/8				2.80
55 2	UCP 211	63.5	217	172	60	19	22	22	126	55.6	22.2	M 16	UC 211	P 211	3.38	
	UCP 211-32	2-1/2	8-35/64	6-49/64	2-23/64	3/4	55/64	55/64	4-61/64	2.1890	0.8740	5/8				3.53
60 2-1/4	UCP 212	69.9	238	186	66	19	25	24	138	65.1	25.4	M 16	UC 212	P 212	4.75	
	UCP 212-36	2-3/4	9-3/8	7-21/64	2-39/64	3/4	63/64	15/16	5-7/16	2.5630	1.0000	5/8				4.89
65 2-1/2	UCP 213	76.2	262	203	70	23	29	26	151	65.1	25.4	M 20	UC 213	P 213	5.81	
	UCP 213-40	3	10-5/16	7-63/64	2-3/4	29/32	1-9/64	1-1/64	5-61/64	2.5630	1.0000	3/4				5.89
70 2-3/4	UCP 214	79.4	266	210	72	23	29	27	155	74.6	30.2	M 20	UC 214	P 214	6.50	
	UCP 214-44	3-1/8	10-15/32	8-17/64	2-53/64	29/32	1-9/64	1-1/16	6-7/64	2.9370	1.1890	3/4				6.51

Remark: 1) Regular production in "J" tolerance.
 2) Bearing unit with grease holes and grease groove.
 3) Bearing unit without stop pin.



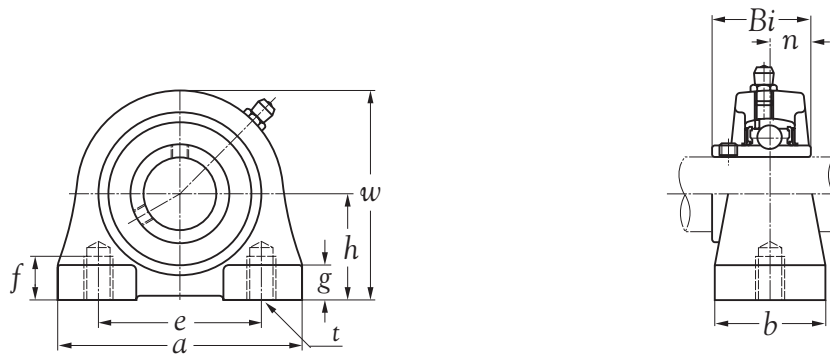
Shaft dia. mm inch	Unit number	Nominal dimensions										Bolt size mm inch	Bearing number	Housing number	Mass of unit Kg
		h	a	e	b	s ₁	s ₂	g	w	Bi	n				
75 3	UCP 215	82.6	274	217	74	25	29	28	161.6	77.8	33.3	M 20	UC 215 UC 215-48	P 215	7.11 7.03
	UCP 215-48	3-1/4	10-25/32	8-35/64	2-29/32	63/64	1-9/64	1-7/64	6-23/64	3.0630	1.3110	3/4			
80 3-1/8	UCP 216	88.9	292	232	78	25	30	30	174	82.6	33.3	M 20	UC 216 UC 216-50	P 216	8.69 8.74
	UCP 216-50	3-1/2	11-1/2	9-9/64	3-5/64	63/64	1-3/16	1-3/16	6-27/32	3.2520	1.3110	3/4			
85 3-1/4	UCP 217	95.2	310	247	83	25	30	32	186	85.7	34.1	M 20	UC 217 UC 217-52	P 217	10.63 10.85
	UCP 217-52	3-3/4	12-13/64	9-23/32	3-17/64	63/64	1-3/16	1-17/64	7-21/64	3.3740	1.3425	3/4			
90 3-1/2	UCP 218	101.6	326	262	88	27	30	33	198	96.0	39.7	M 22	UC 218 UC 218-56	P 218	12.95 13.06
	UCP 218-56	4	12-53/64	10-5/16	3-15/32	1-1/16	1-3/16	1-19/64	7-51/64	3.7800	1.5630	7/8			

- Remark: 1) Regular production in "J" tolerance.
 2) Bearing unit with grease holes and grease groove.
 3) Bearing unit without stop pin.



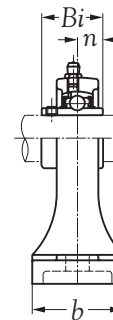
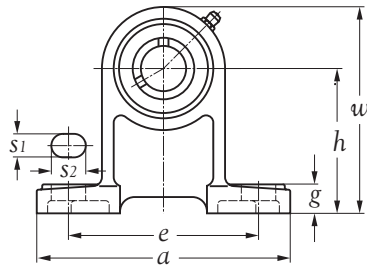
Shaft dia. mm inch	Unit number	Nominal dimensions										Bolt size mm inch	Bearing number	Housing number	Mass of unit Kg
		h	a	e	b	s ₁	s ₂	g	w	Bi	n				
12 1/2	UCPA 201	30.2	76	52	40	11	62	13	M 10	31.0	12.7	M 10	UC 201	PA 204	0.57
	UCPA 201-8	1-3/16	2-63/64	2-1/16	1-37/64	7/16	2-7/16	3/64	3/8	1.2205	0.5000	3/8	UC 201-8		0.57
15 5/8	UCPA 202	30.2	76	52	40	11	62	13	M 10	31.0	12.7	M 10	UC 202	PA 204	0.56
	UCPA 202-10	1-3/16	2-63/64	2-1/16	1-37/64	7/16	2-7/16	3/64	3/8	1.2205	0.5000	3/8	UC 202-10		0.56
17 11/16	UCPA 203	30.2	76	52	40	11	62	13	M 10	31.0	12.7	M 10	UC 203	PA 204	0.55
	UCPA 203-11	1-3/16	2-63/64	2-1/16	1-37/64	7/16	2-7/16	3/64	3/8	1.2205	0.5000	3/8	UC 203-11		0.55
20 3/4	UCPA 204	30.2	76	52	40	11	62	13	M 10	31.0	12.7	M 10	UC 204	PA 204	0.53
	UCPA 204-12	1-3/16	2-63/64	2-1/16	1-37/64	7/16	2-7/16	3/64	3/8	1.2205	0.5000	3/8	UC 204-12		0.54
25 1	UCPA 205	36.5	84	56	38	12	72	15	M 10	34.1	14.3	M 10	UC 205	PA 205	0.71
	UCPA 205-16	1-7/16	3-5/16	2-13/64	1-1/2	15/32	2-53/64	19/32	3/8	1.3425	0.5630	3/8	UC 205-16		0.70
30 1-1/8 1-1/4	UCPA 206	42.9	94	66	48	13	84	18	M 14	38.1	15.9	M 14	UC 206	PA 206	1.07
	UCPA 206-18	1-11/16	3-45/64	2-19/32	1-57/64	3/64	3-5/16	45/64	1/2	1.5000	0.6260	1/2	UC 206-18		1.09
	UCPA 206-20												UC 206-20		1.05
35 1-1/4 1-3/8	UCPA 207	47.6	110	80	48	13	95	20	M 14	42.9	17.5	M 14	UC 207	PA 207	1.49
	UCPA 207-20	1-7/8	4-21/64	3-5/32	1-57/64	3/64	3-47/64	25/32	1/2	1.6890	0.6890	1/2	UC 207-20		1.55
	UCPA 207-22												UC 207-22		1.50
40 1-1/2	UCPA 208	49.2	116	84	54	13	100	20	M 14	49.2	19.0	M 14	UC 208	PA 208	1.75
	UCPA 208-24	1-15/16	4-9/16	3-5/16	2-1/8	3/64	3-15/16	25/32	1/2	1.9370	0.7480	1/2	UC 208-24		1.79
45 1-5/8 1-3/4	UCPA 209	54.2	120	90	60	13	108	25	M 14	49.2	19.0	M 14	UC 209	PA 209	2.17
	UCPA 209-26	2-9/64	4-23/32	3-35/64	2-23/64	3/64	4-1/4	63/64	1/2	1.9370	0.7480	1/2	UC 209-26		2.27
	UCPA 209-28												UC 209-28		2.19
50 1-7/8	UCPA 210	57.2	130	94	60	14	116	25	M 16	51.6	19.0	M 16	UC 210	PA 210	2.53
	UCPA 210-30	2-1/4	5-1/8	3-45/64	2-23/64	35/64	4-9/16	63/64	5/8	2.0315	0.7480	5/8	UC 210-30		2.60
55 2	UCPA 211	63.5	140	104	66	14	125	25	M 16	55.6	22.2	M 16	UC 211	PA 211	3.17
	UCPA 211-32	2-1/2	5-3/64	4-3/32	2-19/32	35/64	4-59/64	63/64	5/8	2.1890	0.8740	5/8	UC 211-32		3.32
60 2-1/4	UCPA 212	69.9	150	114	68	15	138	25	M 16	65.1	25.4	M 16	UC 212	PA 212	4.17
	UCPA 212-36	2-3/4	5-29/32	4-31/64	2-43/64	19/32	5-7/16	63/64	5/8	2.5630	1.0000	5/8	UC 212-36		4.31
65 2-1/2	UCPA 213	76.2	160	124	70	15	150	25	M 16	65.1	25.4	M 16	UC 213	PA 213	4.96
	UCPA 213-40	3	6-19/64	4-7/8	2-3/4	19/32	5-29/32	63/64	5/8	2.5630	1.0000	5/8	UC 213-40		5.04

Remark: 1) Regular production in "J" tolerance.
 2) Bearing unit with grease holes and grease groove.
 3) Bearing unit without stop pin.



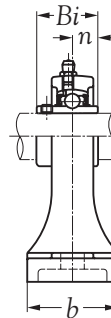
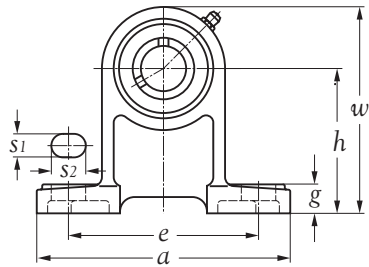
Shaft dia. mm	Unit number	Nominal dimensions mm										Bolt size mm	Bearing number	Housing number	Mass of unit Kg
		<i>h</i>	<i>a</i>	<i>e</i>	<i>b</i>	<i>g</i>	<i>w</i>	<i>f</i>	<i>t</i>	<i>Bi</i>	<i>n</i>				
20	UCPW 204	33.3	73.0	50.8	38.0	12	65.0	13	M8	31.0	12.7	M8	UC 204	PW 204	0.53
25	UCPW 205	36.5	76.2	50.8	38.0	12	71.4	13	M10	<u>34.1</u>	14.3	M10	UC 205	PW 205	0.71
30	UCPW 206	42.9	101.6	76.2	38.0	15	85.7	16	M10	38.1	15.9	M10	UC 206	PW 206	1.07
40	UCPW 208	49.2	117.5	88.9	47.6	16	100.0	19	M12	49.2	19.0	M12	UC 208	PW 208	1.75

- Remark: 1) Regular production in "J" tolerance.
 2) Bearing unit with grease holes and grease groove.
 3) Bearing unit without stop pin.



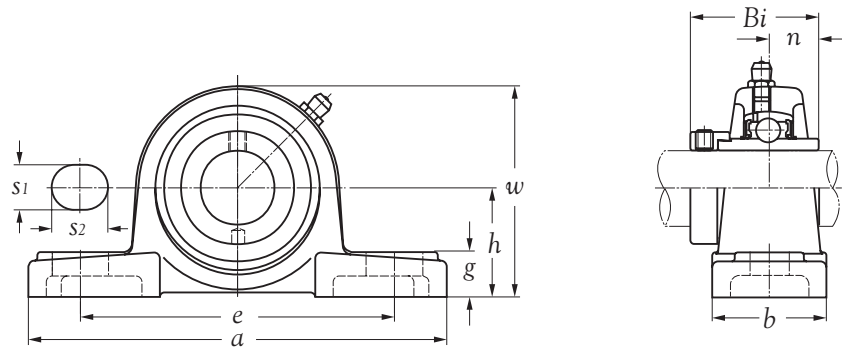
Shaft dia. mm inch	Unit number	Nominal dimensions										Bolt size mm inch	Bearing number	Housing number	Mass of unit Kg
		h	a	e	b	s ₁	s ₂	g	w	Bi	n				
12 1/2	UCPH 201	70	127	95	40	12	16	13	101	31.0	12.7	M 10	UC 201	PH 204	0.81
	UCPH 201-8	2-3/4	5	3-47/64	1-37/64	15/32	5/8	3/64	3-31/32	1.2205	0.5000	3/8	UC 201-8		0.81
15 5/8	UCPH 202	70	127	95	40	12	16	13	101	31.0	12.7	M 10	UC 202	PH 204	0.80
	UCPH 202-10	2-3/4	5	3-47/64	1-37/64	15/32	5/8	3/64	3-31/32	1.2205	0.5000	3/8	UC 202-10		0.80
17 11/16	UCPH 203	70	127	95	40	12	16	13	101	31.0	12.7	M 10	UC 203	PH 204	0.79
	UCPH 203-11	2-3/4	5	3-47/64	1-37/64	15/32	5/8	3/64	3-31/32	1.2205	0.5000	3/8	UC 203-11		0.79
20 3/4	UCPH 204	70	127	95	40	12	16	13	101	31.0	12.7	M 10	UC 204	PH 204	0.77
	UCPH 204-12	2-3/4	5	3-47/64	1-37/64	15/32	5/8	3/64	3-31/32	1.2205	0.5000	3/8	UC 204-12		0.78
25 1	UCPH 205	80	140	105	50	13	19	16	114	34.1	14.3	M 10	UC 205	PH 205	1.01
	UCPH 205-16	3-5/32	5-3/64	4-9/64	1-31/32	3/64	3/4	5/8	4-31/64	1.3425	0.5630	3/8	UC 205-16		1.00
30 1-1/8 1-1/4	UCPH 206	90	165	121	50	17	21	18	130	38.1	15.9	M 14	UC 206		1.56
	UCPH 206-18												UC 206-18	PH 206	1.58
	UCPH 206-20	3-35/64	6-1/2	4-49/64	1-31/32	43/64	53/64	45/64	5-1/8	1.5000	0.6260	1/2	UC 206-20		1.54
35 1-1/4 1-3/8	UCPH 207	95	167	127	60	17	21	19	140	42.9	17.5	M 14	UC 207		1.88
	UCPH 207-20												UC 207-20	PH 207	1.94
	UCPH 207-22	3-47/64	6-37/64	5	2-23/64	43/64	53/64	3/4	5-3/64	1.6890	0.6890	1/2	UC 207-22		1.89
40 1-1/2	UCPH 208	100	184	137	66	17	21	20	150	49.2	19.0	M 14	UC 208	PH 208	2.44
	UCPH 208-24	3-15/16	7-1/4	5-25/64	2-19/32	43/64	53/64	25/32	5-29/32	1.9370	0.7480	1/2	UC 208-24		2.48
45 1-5/8 1-3/4	UCPH 209	105	190	146	70	17	21	20	158	49.2	19.0	M 14	UC 209		2.72
	UCPH 209-26	4-9/64	7-31/64	5-3/4	2-3/4	43/64	53/64	25/32	6-7/32	1.9370	0.7480	1/2	UC 209-26	PH 209	2.82
	UCPH 209-28												UC 209-28		2.74
50 1-7/8	UCPH 210	110	204	159	70	19	22	22	165	51.6	19.0	M 16	UC 210	PH 210	3.08
	UCPH 210-30	4-21/64	8-1/64	6-17/64	2-3/4	3/4	55/64	55/64	6-1/2	2.0315	0.7480	5/8	UC 210-30		3.15
55 2	UCPH 211	120	217	171	75	19	22	23	181	55.6	22.2	M 16	UC 211		4.05
	UCPH 211-32	4-23/32	8-35/64	6-47/64	2-61/64	3/4	55/64	29/32	7-1/8	2.1890	0.8740	5/8	UC 211-32	PH 211	4.20
60 2-1/4	UCPH 212	130	236	186	80	19	22	24	197	65.1	25.4	M 16	UC 212	PH 212	4.78
	UCPH 212-36	5-1/8	9-19/64	7-21/64	3-5/32	3/4	55/64	15/16	7-3/4	2.5630	1.0000	5/8	UC 212-36		4.92
65 2-1/2	UCPH 213	140	258	203	85	23	28	26	213	65.1	25.4	M 20	UC 213	PH 213	5.93
	UCPH 213-40	5-3/64	10-5/32	7-63/64	3-11/32	29/32	1-7/64	1-1/64	8-25/64	2.563	1.0000	3/4	UC 213-40		6.01
70 2-3/4	UCPH 214	150	266	210	90	23	28	27	227	74.6	30.2	M 20	UC 214	PH 214	6.99
	UCPH 214-44	5-29/32	10-15/32	8-17/64	3-35/64	29/32	1-7/64	1-1/16	8-15/16	2.9370	1.1890	3/4	UC 214-44		7.00

Remark: 1) Regular production in "J" tolerance.
2) Bearing unit with grease holes and grease groove.
3) Bearing unit without stop pin.



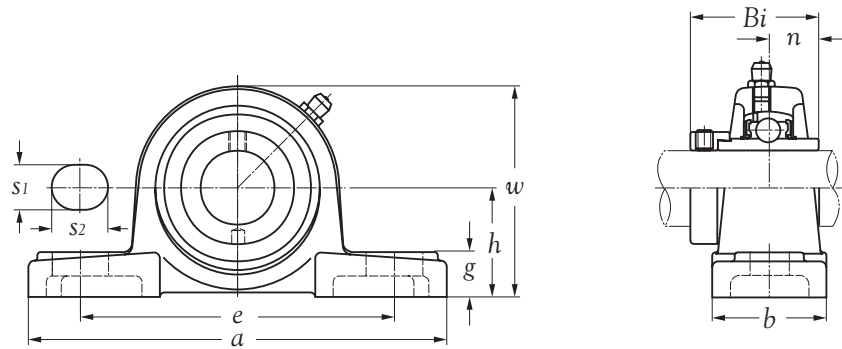
Shaft dia. mm inch	Unit number	Nominal dimensions										Bolt size mm inch	Bearing number	Housing number	Mass of unit Kg
		<i>h</i>	<i>a</i>	<i>e</i>	<i>b</i>	<i>s</i> ₁	<i>s</i> ₂	<i>g</i>	<i>w</i>	<i>B</i> _i	<i>n</i>				
75 3	UCPH 215	160	274	217	95	23	28	28	240	77.8	33.3	M 20	UC 215	PH 215	7.84
	UCPH 215-48	6-19/64	10-25/32	8-35/64	3-47/64	29/32	1-7/64	1-7/64	9-29/64	3.0630	1.3110	3/4	UC 215-48		7.76
80 3-1/8	UCPH 216	170	290	232	100	24	28	30	256	82.6	33.3	M 20	UC 216	PH 216	9.13
	UCPH 216-50	6-11/16	11-27/64	9-9/64	3-15/16	15/16	1-7/64	1-3/16	10-5/64	3.252	1.3110	3/4	UC 216-50		9.18

- Remark: 1) Regular production in "J" tolerance.
 2) Bearing unit with grease holes and grease groove.
 3) Bearing unit without stop pin.



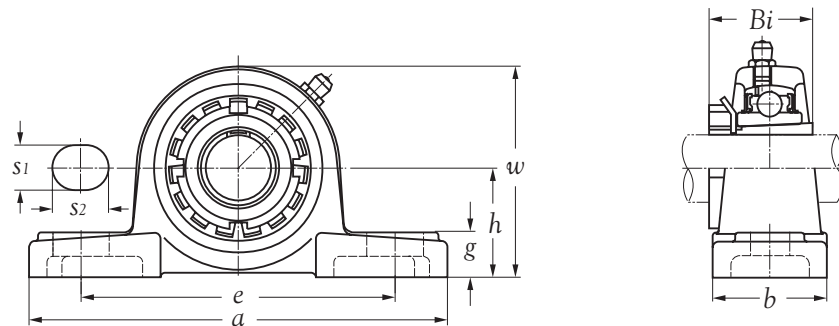
Shaft dia. mm inch	Unit number	Nominal dimensions										Bolt size mm inch	Bearing number	Housing number	Mass of unit Kg
		h	a	e	b	s ₁	s ₂	g	w	Bi	n				
12 1/2	UEL P 201	30.2	127	96	37	13	19	14	60.7	43.5	17.0	M 10	UEL 201	P 203	0.74
	UEL P 201-8	1-3/16	5	3-25/32	1-29/64	3/64	3/4	35/64	2-25/64	1.7126	0.6693	3/8	UEL 201-8		0.74
15 5/8	UEL P 202	30.2	127	96	37	13	19	14	60.7	43.5	17.0	M 10	UEL 202	P 203	0.72
	UEL P 202-10	1-3/16	5	3-25/32	1-29/64	3/64	3/4	35/64	2-25/64	1.7126	0.6693	3/8	UEL 202-10		0.72
17 11/16	UEL P 203	30.2	127	96	37	13	19	14	60.7	43.5	17.0	M 10	UEL 203	P 203	0.71
	UEL P 203-11	1-3/16	5	3-25/32	1-29/64	3/64	3/4	35/64	2-25/64	1.7126	0.6693	3/8	UEL 203-11		0.71
20 3/4	UEL P 204	33.3	127	96	37	13	16	14	65.0	43.5	17.0	M 10	UEL 204	P 204	0.71
	UEL P 204-12	1-5/16	5	3-25/32	1-29/64	3/64	5/8	35/64	2-9/16	1.7126	0.6693	3/8	UEL 204-12		0.72
25 1	UEL P 205	36.5	140	105	38	13	19	15	71.0	44.3	17.4	M 10	UEL 205	P 205	0.81
	UEL P 205-16	1-7/16	5-3/64	4-9/64	1-1/2	3/64	3/4	19/32	2-51/64	1.7441	0.6850	3/8	UEL 205-16		0.80
30 1-1/8 1-1/4	UEL P 206	42.9	160	121	44	14	19	16	83.0	48.3	18.2	M 12	UEL 206	P 206	1.31
	UEL P 206-18	1-11/16	6-19/64	4-49/64	1-47/64	35/64	3/4	5/8	3-17/64	1.9016	0.7165	7/16	UEL 206-18		1.33
	UEL P 206-20		UEL 206-20	1.28											
35 1-1/4 1-3/8	UEL P 207	47.6	167	126	48	15	19	17	93.0	51.1	18.8	M 12	UEL 207	P 207	1.68
	UEL P 207-20	1-7/8	6-37/64	4-31/32	1-57/64	19/32	3/4	43/64	3-43/64	2.0118	0.7402	7/16	UEL 207-20		1.76
	UEL P 207-22		UEL 207-22	1.69											
40 1-1/2	UEL P 208	49.2	180	136	52	15	21	18	100.0	56.3	21.4	M 12	UEL 208	P 208	2.02
	UEL P 208-24	1-15/16	7-3/32	5-23/64	2-3/64	19/32	53/64	45/64	3-15/16	2.2165	0.8425	7/16	UEL 208-24		2.07
45 1-5/8 1-3/4	UEL P 209	54.0	190	146	54	15	21	20	108.0	56.3	21.4	M 12	UEL 209	P 209	2.36
	UEL P 209-26	2-1/8	7-31/64	5-3/4	2-1/8	19/32	53/64	25/32	4-1/4	2.2165	0.8425	7/16	UEL 209-26		2.47
	UEL P 209-28		UEL 209-28	2.38											
50 1-7/8	UEL P 210	57.2	204	159	57	19	22	21	114.0	62.7	24.6	M 16	UEL 210	P 210	2.94
	UEL P 210-30	2-1/4	8-1/64	6-17/64	2-15/64	3/4	55/64	53/64	4-31/64	2.4685	0.9685	5/8	UEL 210-30		3.03
55 2	UEL P 211	63.5	217	172	60	19	22	22	126.0	71.4	27.7	M 16	UEL 211	P 211	3.59
	UEL P 211-32	2-1/2	8-35/64	6-49/64	2-23/64	3/4	55/64	55/64	4-61/64	2.8110	1.0906	5/8	UEL 211-32		3.78
60 2-1/4	UEL P 212	69.9	238	186	66	19	25	24	138	77.8	30.9	M 16	UEL 212	P 212	4.95
	UEL P 212-36	2-3/4	9-3/8	7-21/64	2-39/64	3/4	63/64	15/16	5-7/16	3.0630	1.2165	5/8	UEL 212-36		5.11
65 2-1/2	UEL P 213	76.2	262	203	70	23	29	26	151	85.7	34.1	M 20	UEL 213	P 213	6.35
	UEL P 213-40	3	10-5/16	7-63/64	2-3/4	29/32	1-9/64	1-1/64	5-61/64	3.3740	1.3425	3/4	UEL 213-40		6.45
70 2-3/4	UEL P 214	79.4	266	210	72	23	29	27	155.0	85.7	34.1	M 20	UEL 214	P 214	6.95
	UEL P 214-44	3-1/8	10-15/32	8-17/64	2-53/64	29/32	1-9/64	1-1/16	6-7/64	3.3740	1.3425	3/4	UEL 214-44		6.96

Remark: 1) Regular production in "J" tolerance.
 2) Bearing unit with grease holes and grease groove.
 3) Bearing unit without stop pin.



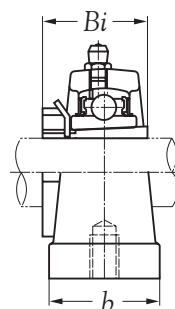
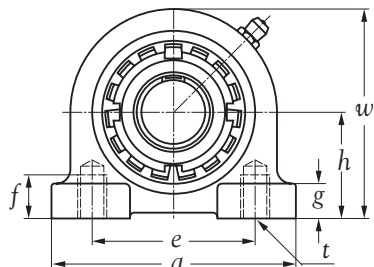
Shaft dia. mm inch	Unit number	Nominal dimensions										Bolt size mm inch	Bearing number	Housing number	Mass of unit Kg
		h	a	e	b	s ₁	s ₂	g	w	Bi	n				
75	UEL P 215	82.6	274	217	74	25	29	28	161.6	92.1	37.3	M 20	UEL 215	P 215	7.70
3	UEL P 215-48	3-1/4	10-25/32	8-35/64	2-29/32	63/64	1-9/64	1-7/64	6-23/64	3.6260	1.4685	3/4	UEL 215-48		7.60

- Remark: 1) Regular production in "J" tolerance.
 2) Bearing unit with grease holes and grease groove.
 3) Bearing unit without stop pin.



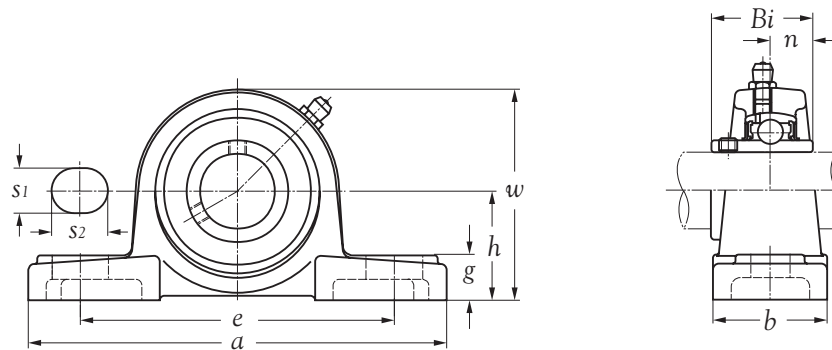
Shaft dia. mm	Unit number	Nominal dimensions mm									Bolt size mm	Bearing number	Housing number	Mass of unit Kg
		<i>h</i>	<i>a</i>	<i>e</i>	<i>b</i>	<i>s1</i>	<i>s2</i>	<i>g</i>	<i>w</i>	<i>Bi</i>				
20	UKP 205	36.5	140	105	38	13	19	15	71.0	35	M 10	UK 205	P 205	0.71
25	UKP 206	42.9	160	121	44	14	19	16	83.0	38	M 12	UK 206	P 206	1.15
30	UKP 207	47.6	167	126	48	15	19	17	93.0	43	M 12	UK 207	P 207	1.45
35	UKP 208	49.2	180	136	52	15	21	18	100.0	46	M 12	UK 208	P 208	1.72
40	UKP 209	54.0	190	146	54	15	21	20	108.0	50	M 12	UK 209	P 209	2.04
45	UKP 210	57.2	204	159	57	19	22	21	114.0	55	M 16	UK 210	P 210	2.52
50	UKP 211	63.5	217	172	60	19	22	22	126.0	59	M 16	UK 211	P 211	3.03
55	UKP 212	69.9	238	186	66	19	25	24	138.0	62	M 16	UK 212	P 212	4.25
60	UKP 213	76.2	262	203	70	23	29	26	151.0	65	M 20	UK 213	P 213	5.31

- Remark: 1) Regular production in "J" tolerance.
 2) Bearing unit with grease holes and grease groove.
 3) Bearing unit without stop pin.



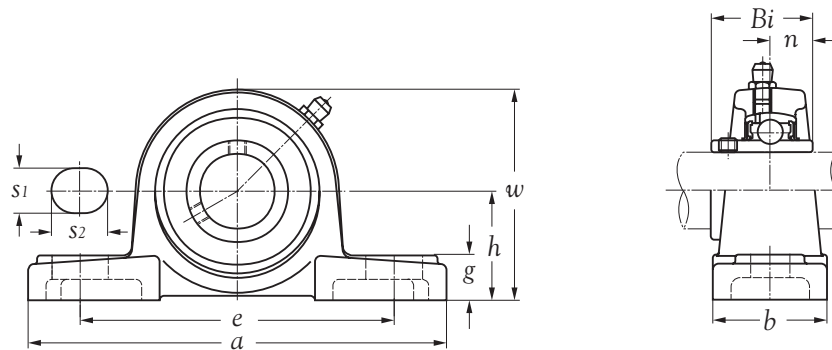
Shaft dia. mm	Unit number	Nominal dimensions mm									Bolt size mm	Bearing number	Housing number	Mass of unit Kg
		<i>h</i>	<i>a</i>	<i>e</i>	<i>b</i>	<i>g</i>	<i>w</i>	<i>f</i>	<i>t</i>	<i>Bi</i>				
20	UKPA 205	36.5	84	56	38	12	72	15	M 10	35	M 10	UK 205	PA 205	0.65
25	UKPA 206	42.9	94	66	48	13	84	18	M 14	38	M 14	UK 206	PA 206	1.00
30	UKPA 207	47.6	110	80	48	13	95	20	M 14	43	M 14	UK 207	PA 207	1.39
35	UKPA 208	49.2	116	84	54	13	100	20	M 14	46	M 14	UK 208	PA 208	1.59
40	UKPA 209	54.2	120	90	60	13	108	25	M 14	50	M 14	UK 209	PA 209	2.02
45	UKPA 210	57.2	130	94	60	14	116	25	M 16	55	M 16	UK 210	PA 210	2.32
50	UKPA 211	63.5	140	104	66	14	125	25	M 16	59	M 16	UK 211	PA 211	2.82
55	UKPA 212	69.9	150	114	68	15	138	25	M 16	62	M 16	UK 212	PA 212	3.67
60	UKPA 213	76.2	160	124	70	15	150	25	M 16	65	M 16	UK 213	PA 213	4.46

- Remark: 1) Regular production in "J" tolerance.
 2) Bearing unit with grease holes and grease groove.
 3) Bearing unit without stop pin.



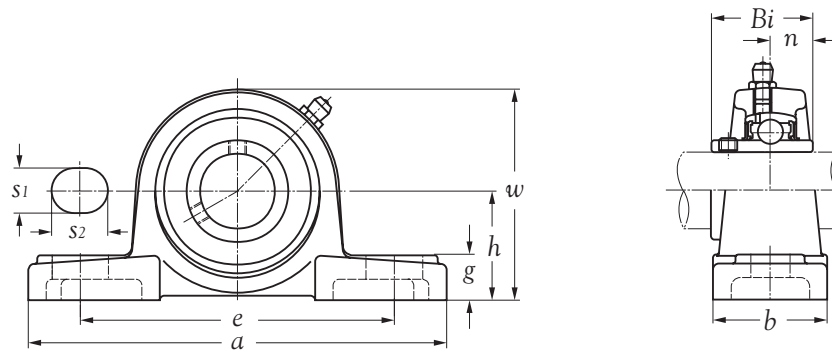
Shaft dia. mm inch	Unit number	Nominal dimensions										Bolt size mm inch	Bearing number	Housing number	Mass of unit Kg
		h	a	e	b	s ₁	s ₂	g	w	Bi	n				
25 13/16 7/8 15/16 1	UCP X05	44.4	159	119	51	17	20	17	85	38.1	15.9	M 14	UC X05	P X05	1.48
	UCP X05-13												UC X05-13		1.53
	UCP X05-14	1-3/4	6-17/64	4-11/16	2-1/64	43/64	25/32	43/64	3-11/32	1.5000	0.6260	1/2	UC X05-14		1.51
	UCP X05-15												UC X05-15		1.49
	UCP X05-16												UC X05-16		1.47
30 1-1/16 1-1/8 1-3/16 1-1/4	UCP X06	47.6	175	127	54	17	20	20	93	42.9	17.5	M 14	UC X06	P X06	1.85
	UCP X06-17												UC X06-17		1.87
	UCP X06-18	1-7/8	6-57/64	5	2-1/8	43/64	25/32	25/32	3-21/32	1.6890	0.6890	1/2	UC X06-18		1.86
	UCP X06-19												UC X06-19		1.83
	UCP X06-20												UC X06-20		1.82
35 1-1/4 1-5/16 1-3/8 1-7/16	UCP X07	54.0	203	144	57	17	20	21	105	49.2	19.0	M 14	UC X07	P X07	2.49
	UCP X07-20												UC X07-20		2.53
	UCP X07-21	2-1/8	7-63/64	5-43/64	2-1/4	43/64	25/32	53/64	4-9/64	1.9370	0.7480	1/2	UC X07-21		2.52
	UCP X07-22												UC X07-22		2.51
	UCP X07-23												UC X07-23		2.47
40 1-1/2	UCP X08	58.7	222	156	65	20	23	23	112	49.2	19.0	M 16	UC X08	P X08	3.13
	UCP X08-24	2-5/16	8-47/64	6-9/64	2-9/16	25/32	29/32	29/32	4-13/32	1.9370	0.7480		5/8		UC X08-24
45 1-5/8 1-11/16 1-3/4	UCP X09	58.7	222	156	67	20	23	25	116	51.6	19.0	M 16	UC X09	P X09	3.35
	UCP X09-26												UC X09-26		3.50
	UCP X09-27	2-5/16	8-47/64	6-9/64	2-41/64	25/32	29/32	63/64	4-9/16	2.0315	0.7480	5/8	UC X09-27		3.41
	UCP X09-28												UC X09-28		3.37
50 1-7/8 1-15/16 2	UCP X10	63.5	240	171	71	20	23	25	126	55.6	22.2	M 16	UC X10	P X10	4.17
	UCP X10-30												UC X10-30		4.31
	UCP X10-31	2-1/2	9-29/64	6-47/64	2-51/64	25/32	29/32	63/64	4-61/64	2.1890	0.8740	5/8	UC X10-31		4.20
	UCP X10-32												UC X10-32		4.14
55 2 2-1/16 2-1/8 2-3/16	UCP X11	69.8	260	184	79	25	28	29	137	65.1	25.4	M 20	UC X11	P X11	5.65
	UCP X11-32												UC X11-32		5.86
	UCP X11-33	2-3/4	10-15/64	7-1/4	3-7/64	63/64	1-7/64	1-9/64	5-25/64	2.5630	1.0000	3/4	UC X11-33		5.83
	UCP X11-34												UC X11-34		5.80
	UCP X11-35												UC X11-35		5.63

Remark: 1) Regular production in "J" tolerance.
 2) Bearing unit with grease holes and grease groove.
 3) Bearing unit without stop pin.



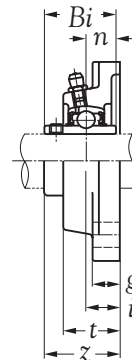
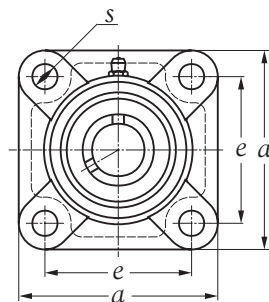
Shaft dia. mm inch	Unit number	Nominal dimensions										Bolt size mm inch	Bearing number	Housing number	Mass of unit Kg
		h	a	e	b	s ₁	s ₂	g	w	Bi	n				
60 2-1/4 2-5/16 2-3/8 2-7/16	UCP X12	76.2	280	203	81	25	28	31	149	65.1	25.4	M 20 3/4	UC X12	P X12	6.80
	UCP X12-36												UC X12-36		6.86
	UCP X12-37	3	11-1/64	7-63/64	3-3/16	63/64	1-7/64	1-7/32	5-55/64	2.5630	1.0000		UC X12-37		6.83
	UCP X12-38												UC X12-38		6.78
	UCP X12-39												UC X12-39		6.70
65 2-1/2 2-9/16	UCP X13	76.2	286	203	83	25	28	33	152	74.6	30.2	M 20 3/4	UC X13	P X13	7.42
	UCP X13-40	3	11-17/64	7-63/64	3-17/64	63/64	1-7/64	1-19/64	5-63/64	2.9370	1.1890		UC X13-40		7.51
	UCP X13-41												UC X13-41		7.37
70 2-5/8 2-11/16 2-3/4	UCP X14	88.9	320	229	85	27	30	34	170	77.8	33.3	M 22 7/8	UC X14	P X14	9.59
	UCP X14-42												UC X14-42		9.63
	UCP X14-43	3-1/2	12-19/32	9-1/64	3-11/32	1-1/16	1-3/16	1-11/32	6-11/16	3.0630	1.3110		UC X14-43		9.61
	UCP X14-44												UC X14-44		9.60
75 2-13/16 2-7/8 2-15/16 3	UCP X15	88.9	330	229	92	27	30	35	175	82.6	33.3	M 22 7/8	UC X15	P X15	10.91
	UCP X15-45												UC X15-45		11.00
	UCP X15-46	3-1/2	12-63/64	9-1/64	3-5/8	1-1/16	1-3/16	1-3/8	6-57/64	3.2520	1.3110		UC X15-46		10.97
	UCP X15-47												UC X15-47		10.94
	UCP X15-48												UC X15-48		10.82
80 3-1/16 3-1/8	UCP X16	101.6	378	283	99	27	30	37	194	85.7	34.1	M 22 7/8	UC X16	P X16	15.09
	UCP X16-49	4	14-7/8	11-9/16	3-57/64	1-1/16	1-3/16	1-29/64	7-41/64	3.3740	1.3425		UC X16-49		15.15
	UCP X16-50												UC X16-50		15.12

- Remark: 1) Regular production in "J" tolerance.
 2) Bearing unit with grease holes and grease groove.
 3) Bearing unit without stop pin.



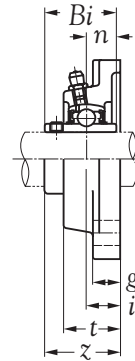
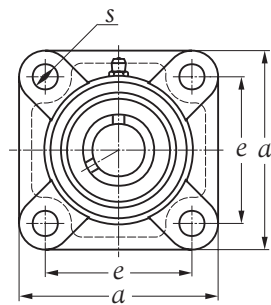
Shaft dia. mm inch	Unit number	Nominal dimensions										Bolt size mm inch	Bearing number	Housing number	Mass of unit Kg
		h	a	e	b	s ₁	s ₂	g	w	Bi	n				
25 1	UCP 305	45	173	132	45	17	20	15	85	38	15	M 14	UC 305	P 305	1.27
	UCP 305-16	1-49/64	6-13/16	5-13/64	1-49/64	43/64	25/32	19/32	3-11/32	1.4961	0.5906	1/2	UC 305-16		1.26
30 1-1/8 1-1/4	UCP 306	50	180	140	50	17	20	15	95	43	17	M 14	UC 306	P 306	1.86
	UCP 306-18	1-31/32	7-3/32	5-3/64	1-31/32	43/64	25/32	19/32	3-47/64	1.6929	0.6693	1/2	UC 306-18		1.88
	UCP 306-20												UC 306-20		1.84
35 1-1/4 1-3/8	UCP 307	56	210	160	56	17	25	19	106	48	19	M 14	UC 307	P 307	2.66
	UCP 307-20	2-13/64	8-17/64	6-19/64	2-13/64	43/64	63/64	3/4	4-11/64	1.8898	0.7480	1/2	UC 307-20		2.72
	UCP 307-22												UC 307-22		2.68
40 1-1/2	UCP 308	60	218	170	62	18	25	19	116	52	19	M 14	UC 308	P 308	3.37
	UCP 308-24	2-23/64	8-37/64	6-11/16	2-7/16	45/64	63/64	3/4	4-9/16	2.0472	0.7480	1/2	UC 308-24		3.41
45 1-5/8 1-3/4	UCP 309	67	244	190	66	20	26	23	129	57	22	M 16	UC 309	P 309	4.26
	UCP 309-26	2-41/64	9-39/64	7-31/64	2-19/32	25/32	1-1/64	29/32	5-5/64	2.2441	0.8661	5/8	UC 309-26		4.34
	UCP 309-28												UC 309-28		4.28
50 1-7/8	UCP 310	75	271	212	74	20	30	26	143	61	22	M 16	UC 310	P 310	6.17
	UCP 310-30	2-61/64	10-43/64	8-11/32	2-29/32	25/32	1-3/16	1-1/64	5-5/8	2.4016	0.8661	5/8	UC 310-30		6.26
55 2	UCP 311	80	300	236	80	20	32	29	154	66	25	M 16	UC 311	P 311	7.12
	UCP 311-32	3-5/32	11-13/16	9-19/64	3-5/32	25/32	1-17/64	1-9/64	6-1/16	2.5984	0.9843	5/8	UC 311-32		7.30
60 2-1/4	UCP 312	85	325	250	85	23	35	31	164	71	26	M 20	UC 312	P 312	9.10
	UCP 312-36	3-11/32	12-51/64	9-27/32	3-11/32	29/32	1-3/8	1-7/32	6-29/64	2.7953	1.0236	3/4	UC 312-36		9.15
65 2-1/2	UCP 313	90	335	260	90	25	38	33	176	75	30	M 20	UC 313	P 313	11.04
	UCP 313-40	3-35/64	13-3/16	10-15/64	3-35/64	63/64	1-1/2	1-19/64	6-59/64	2.9528	1.1811	3/4	UC 313-40		11.09
70 2-3/4	UCP 314	95	360	280	93	27	40	34	187	78	33	M 22	UC 314	P 314	12.82
	UCP 314-44	3-47/64	14-11/64	11-1/64	3-21/32	1-1/16	1-37/64	1-11/32	7-23/64	3.0709	1.2992	7/8	UC 314-44		12.83
75 3	UCP 315	100	380	290	100	27	40	35	198	82	32	M 22	UC 315	P 315	15.40
	UCP 315-48	3-15/16	14-61/64	11-27/64	3-15/16	1-1/16	1-37/64	1-3/8	7-51/64	3.2283	1.2598	7/8	UC 315-48		15.31
80 3-1/8	UCP 316	106	400	300	105	27	40	37	210	86	34	M 22	UC 316	P 316	18.00
	UCP 316-50	4-11/64	15-3/4	11-13/16	4-9/64	1-1/16	1-37/64	1-29/64	8-17/64	3.3858	1.3386	7/8	UC 316-50		18.03

Remark: 1) Regular production in "J" tolerance.
 2) Bearing unit with grease holes and grease groove.
 3) Bearing unit without stop pin.



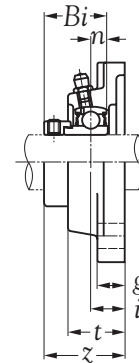
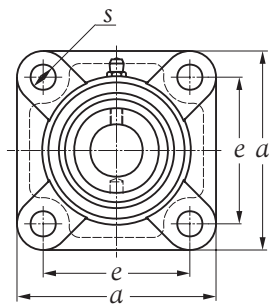
Shaft dia. mm inch	Unit number	Nominal dimensions									Bolt size mm inch	Bearing number	Housing number	Mass of unit Kg
		a	e	i	g	t	s	z	Bi	n				
12 1/2	UCF 201	86	64	15	12	25.5	12	33.3	31.0	12.7	M 10	UC 201	F 204	0.57
	UCF 201-8	3-25/64	2-3/64	19/32	15/32	1	15/32	1-5/16	1.2205	0.5000	3/8	UC 201-8		0.57
15 5/8	UCF 202	86	64	15	12	25.5	12	33.3	31.0	12.7	M 10	UC 202	F 204	0.56
	UCF 202-10	3-25/64	2-3/64	19/32	15/32	1	15/32	1-5/16	1.2205	0.5000	3/8	UC 202-10		0.56
17 11/16	UCF 203	86	64	15	12	25.5	12	33.3	31.0	12.7	M 10	UC 203	F 204	0.55
	UCF 203-11	3-25/64	2-3/64	19/32	15/32	1	15/32	1-5/16	1.2205	0.5000	3/8	UC 203-11		0.55
20 3/4	UCF 204	86	64	15	12	25.5	12	33.3	31.0	12.7	M 10	UC 204	F 204	0.53
	UCF 204-12	3-25/64	2-3/64	19/32	15/32	1	15/32	1-5/16	1.2205	0.5000	3/8	UC 204-12		0.54
25 1	UCF 205	95	70	16	13	27.0	12	35.7	34.1	14.3	M 10	UC 205	F 205	0.74
	UCF 205-16	3-47/64	2-3/4	5/8	3/64	1-1/16	15/32	1-13/32	1.3425	0.5630	3/8	UC 205-16		0.73
30 1-1/8 1-1/4	UCF 206	108	83	18	13	31.0	12	40.2	38.1	15.9	M 10	UC 206	F 206	1.05
	UCF 206-18											UC 206-18		1.07
	UCF 206-20	4-1/4	3-17/64	45/64	3/64	1-7/32	15/32	1-37/64	1.5000	0.6260	3/8	UC 206-20		1.03
35 1-1/4 1-3/8	UCF 207	117	92	19	15	34.0	14	44.4	42.9	17.5	M 12	UC 207	F 207	1.34
	UCF 207-20											UC 207-20		1.40
	UCF 207-22	4-39/64	3-5/8	3/4	19/32	1-11/32	35/64	1-3/4	1.6890	0.6890	7/16	UC 207-22		1.35
40 1-1/2	UCF 208	130	102	21	15	36.0	16	51.2	49.2	19.0	M 14	UC 208	F 208	1.77
	UCF 208-24	5-1/8	4-1/64	53/64	19/32	1-27/64	5/8	2-1/64	1.9370	0.7480	1/2	UC 208-24		1.81
45 1-5/8 1-3/4	UCF 209	137	105	22	16	38.0	16	52.2	49.2	19.0	M 14	UC 209	F 209	2.05
	UCF 209-26											UC 209-26		2.15
	UCF 209-28	5-25/64	4-9/64	55/64	5/8	1-1/2	5/8	2-1/16	1.9370	0.7480	1/2	UC 209-28		2.07
50 1-7/8	UCF 210	143	111	22	16	40.0	16	54.6	51.6	19.0	M 14	UC 210	F 210	2.35
	UCF 210-30	5-5/8	4-3/8	55/64	5/8	1-37/64	5/8	2-5/32	2.0315	0.7480	1/2	UC 210-30		2.42
55 2	UCF 211	162	130	25	18	43.0	19	58.4	55.6	22.2	M 16	UC 211	F 211	3.00
	UCF 211-32	6-3/8	5-1/8	63/64	45/64	1-11/16	3/4	2-19/64	2.1890	0.8740	5/8	UC 211-32		3.15
60 2-1/4	UCF 212	175	143	29	18	48.0	19	68.7	65.1	25.4	M 16	UC 212	F 212	3.57
	UCF 212-36	6-57/64	5-5/8	1-9/64	45/64	1-57/64	3/4	2-45/64	2.5630	1.0000	5/8	UC 212-36		3.71
65 2-1/2	UCF 213	187	149	30	22	50.0	19	69.7	65.1	25.4	M 16	UC 213	F 213	4.92
	UCF 213-40	7-23/64	5-55/64	1-3/16	55/64	1-31/32	3/4	2-3/4	2.5630	1.0000	5/8	UC 213-40		5.00
70 2-3/4	UCF 214	193	152	31	22	54.0	19	75.4	74.6	30.2	M 16	UC 214	F 214	5.62
	UCF 214-44	7-19/32	5-63/64	1-7/32	55/64	2-1/8	3/4	2-31/32	2.9370	1.1890	5/8	UC 214-44		5.63

Remark: 1) Regular production in "J" tolerance.
2) Bearing unit with grease holes and grease groove.
3) Bearing unit without stop pin.



Shaft dia. mm inch	Unit number	Nominal dimensions									Bolt size mm inch	Bearing number	Housing number	Mass of unit Kg
		<i>a</i>	<i>e</i>	<i>i</i>	<i>g</i>	<i>t</i>	<i>s</i>	<i>z</i>	<i>Bi</i>	<i>n</i>				
75 3	UCF 215	200	159	34	22	56.0	19	78.5	77.8	33.3	M 16	UC 215	F 215	5.55
	UCF 215-48	7-7/8	6-17/64	1-11/32	55/64	2-13/64	3/4	3-3/32	3.0630	1.3110	5/8	UC 215-48		5.47
80 3-1/8	UCF 216	208	165	34	24	58.0	23	83.3	82.6	33.3	M 20	UC 216	F 216	6.99
	UCF 216-50	8-3/16	6-1/2	1-11/32	15/16	2-9/32	29/32	3-9/32	3.2520	1.3110	3/4	UC 216-50		7.04
85 3-1/4	UCF 217	220	175	36	26	63.0	23	87.6	85.7	34.1	M 20	UC 217	F 217	8.58
	UCF 217-52	8-21/32	6-57/64	1-27/64	1-1/64	2-31/64	29/32	3-29/64	3.3740	1.3425	3/4	UC 217-52		8.80
90 3-1/2	UCF 218	235	187	40	26	68.0	23	96.3	96.0	39.7	M 20	UC 218	F 218	11.20
	UCF 218-56	9-1/4	7-23/64	1-37/64	1-1/64	2-43/64	29/32	3-51/64	3.7800	1.5630	3/4	UC 218-56		11.31

- Remark: 1) Regular production in "J" tolerance.
 2) Bearing unit with grease holes and grease groove.
 3) Bearing unit without stop pin.

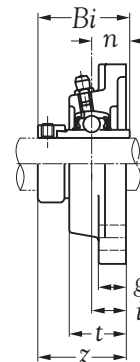
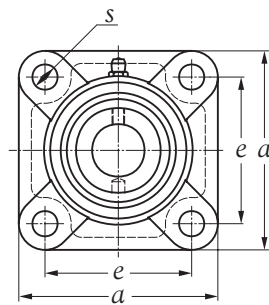


Shaft dia. mm inch	Unit number	Nominal dimensions									Bolt size mm inch	Bearing number	Housing number	Mass of unit Kg
		<i>a</i>	<i>e</i>	<i>i</i>	<i>g</i>	<i>t</i>	<i>s</i>	<i>z</i>	<i>Bi</i>	<i>n</i>				
20 3/4	SAF 204	86	64	15	12	25.5	12	37.5	31.0	7.5	M 10	SA 204	F 204	0.54
	SAF 204-12	3-25/64	2-3/64	19/32	15/32	1	15/32	1-15/32	1.2205	0.2953	3/8	SA 204-12		0.55
25 1	SAF 205	95	70	16	13	27.0	12	39.0	31.0	7.5	M 10	SA 205	F 205	0.73
	SAF 205-16	3-47/64	2-3/4	5/8	3/64	1-1/16	15/32	1-17/32	1.2205	0.2953	3/8	SA 205-16		0.71
30 1-1/8 1-1/4	SAF 206	108	83	18	13	31.0	12	43.9	35.7	9.0	M 10	SA 206	F 206	1.06
	SAF 206-18											SA 206-18		1.08
	SAF 206-20	4-1/4	3-17/64	45/64	3/64	1-7/32	15/32	1-47/64	1.4055	0.3543	3/8	SA 206-20		1.01
35 1-1/4 1-3/8	SAF 207	117	92	19	15	34.0	14	48.0	38.9	9.5	M 12	SA 207	F 207	1.37
	SAF 207-20											SA 207-20		1.43
	SAF 207-22	4-39/64	3-5/8	3/4	19/32	1-11/32	35/64	1-57/64	1.5315	0.3740	7/16	SA 207-22		1.38
40 1-1/2	SAF 208	130	102	21	15	36.0	16	52.0	43.7	11.0	M 14	SA 208	F 208	1.78
	SAF 208-24	5-1/8	4-1/64	53/64	19/32	1-27/64	5/8	2-1/16	1.7205	0.4331	1/2	SA 208-24		1.81
45 1-5/8 1-3/4	SAF 209	137	105	22	16	38.0	16	54.2	43.7	11.0	M 14	SA 209	F 209	2.06
	SAF 209-26											SA 209-26		2.19
	SAF 209-28	5-25/64	4-9/64	55/64	5/8	1-1/2	5/8	2-9/64	1.7205	0.4331	1/2	SA 209-28		2.10
50 1-7/8	SAF 210	143	111	22	16	40.0	16	55.2	43.7	11.0	M 14	SA 210	F 210	2.35
	SAF 210-30	5-5/8	4-3/8	55/64	5/8	1-37/64	5/8	2-11/64	1.7205	0.4331	1/2	SA 210-30		2.40
55 2	SAF 211	162	130	25	18	43.0	19	61.9	48.4	12.0	M 16	SA 211	F 211	2.75
	SAF 211-32	6-3/8	5-1/8	63/64	45/64	1-11/16	3/4	2-7/16	1.9055	0.4724	5/8	SA 211-32		3.06

Remark: 1) Regular production in "J" tolerance.

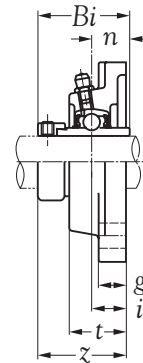
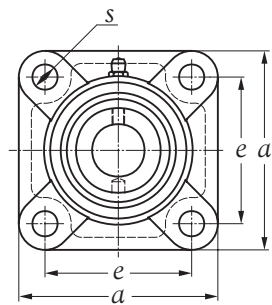
2) Bearing unit with grease holes and grease groove.

3) Bearing unit without stop pin.



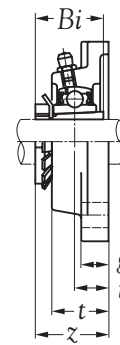
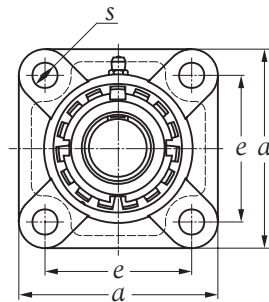
Shaft dia. mm inch	Unit number	Nominal dimensions									Bolt size mm inch	Bearing number	Housing number	Mass of unit Kg
		mm inch												
		a	e	i	g	t	s	z	Bi	n				
12 1/2	UEL F 201	86	64	15	12	25.5	12	41.5	43.5	17.0	M 10	UEL 201	F 204	0.63
	UEL F 201-8	3-25/64	2-3/64	19/32	15/32	1	15/32	1-41/64	1.7126	0.6693	3/8	UEL 201-8		0.63
15 5/8	UEL F 202	86	64	15	12	25.5	12	41.5	43.5	17.0	M 10	UEL 202	F 204	0.61
	UEL F 202-10	3-25/64	2-3/64	19/32	15/32	1	15/32	1-41/64	1.7126	0.6693	3/8	UEL 202-10		0.61
17 11/16	UEL F 203	86	64	15	12	25.5	12	41.5	43.5	17.0	M 10	UEL 203	F 204	0.60
	UEL F 203-11	3-25/64	2-3/64	19/32	15/32	1	15/32	1-41/64	1.7126	0.6693	3/8	UEL 203-11		0.60
20 3/4	UEL F 204	86	64	15	12	25.5	12	41.5	43.5	17.0	M 10	UEL 204	F 204	0.58
	UEL F 204-12	3-25/64	2-3/64	19/32	15/32	1	15/32	1-41/64	1.7126	0.6693	3/8	UEL 204-12		0.59
25 1	UEL F 205	95	70	16	13	27.0	12	42.9	44.3	17.4	M 10	UEL 205	F 205	0.78
	UEL F 205-16	3-47/64	2-3/4	5/8	3/64	1-1/16	15/32	1-11/16	1.7441	0.6850	3/8	UEL 205-16		0.77
30 1-1/8 1-1/4	UEL F 206	108	83	18	13	31.0	12	48.1	48.3	18.2	M 10	UEL 206	F 206	1.14
	UEL F 206-18											UEL 206-18		1.16
	UEL F 206-20	4-1/4	3-17/64	45/64	3/64	1-7/32	15/32	1-57/64	1.9016	0.7165	3/8	UEL 206-20		1.11
35 1-1/4 1-3/8	UEL F 207	117	92	19	15	34.0	14	51.3	51.1	18.8	M 12	UEL 207	F 207	1.47
	UEL F 207-20											UEL 207-20		1.55
	UEL F 207-22	4-39/64	3-5/8	3/4	19/32	1-11/32	35/64	2-1/64	2.0118	0.7402	7/16	UEL 207-22		1.48
40 1-1/2	UEL F 208	130	102	21	15	36.0	16	55.9	56.3	21.4	M 14	UEL 208	F 208	1.91
	UEL F 208-24	5-1/8	4-1/64	53/64	19/32	1-27/64	5/8	2-13/64	2.2165	0.8425	1/2	UEL 208-24		1.96
45 1-5/8 1-3/4	UEL F 209	137	105	22	16	38.0	16	56.9	56.3	21.4	M 14	UEL 209	F 209	2.22
	UEL F 209-26											UEL 209-26		2.33
	UEL F 209-28	5-25/64	4-9/64	55/64	5/8	1-1/2	5/8	2-15/64	2.2165	0.8425	1/2	UEL 209-28		2.24
50 1-7/8	UEL F 210	143	111	22	16	40.0	16	60.1	62.7	24.6	M 14	UEL 210	F 210	2.56
	UEL F 210-30	5-5/8	4-3/8	55/64	5/8	1-37/64	5/8	2-23/64	2.4685	0.9685	1/2	UEL 210-30		2.65
55 2	UEL F 211	162	130	25	18	43.0	19	68.6	71.4	27.7	M 16	UEL 211	F 211	3.27
	UEL F 211-32	6-3/8	5-1/8	63/64	45/64	1-11/16	3/4	2-45/64	2.8110	1.0906	5/8	UEL 211-32		3.46
60 2-1/4	UEL F 212	175	143	29	18	48.0	19	75.8	77.8	30.9	M 16	UEL 212	F 212	3.91
	UEL F 212-36	6-57/64	5-5/8	1-9/64	45/64	1-57/64	3/4	2-63/64	3.0630	1.2165	5/8	UEL 212-36		4.07
65 2-1/2	UEL F 213	187	149	30	22	50.0	19	81.6	85.7	34.1	M 16	UEL 213	F 213	5.47
	UEL F 213-40	7-23/64	5-55/64	1-3/16	55/64	1-31/32	3/4	3-7/32	3.3740	1.3425	5/8	UEL 213-40		5.57
70 2-3/4	UEL F 214	193	152	31	22	54.0	19	82.6	85.7	34.1	M 16	UEL 214	F 214	6.14
	UEL F 214-44	7-19/32	5-63/64	1-7/32	55/64	2-1/8	3/4	3-1/4	3.3740	1.3425	5/8	UEL 214-44		6.15

Remark: 1) Regular production in "J" tolerance.
 2) Bearing unit with grease holes and grease groove.
 3) Bearing unit without stop pin.



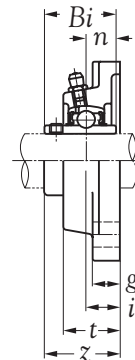
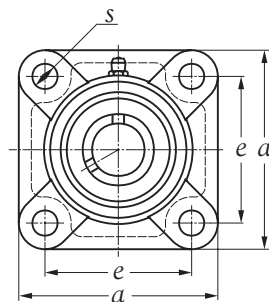
Shaft dia. mm inch	Unit number	Nominal dimensions									Bolt size mm inch	Bearing number	Housing number	Mass of unit Kg
		<i>a</i>	<i>e</i>	<i>i</i>	<i>g</i>	<i>t</i>	<i>s</i>	<i>z</i>	<i>Bi</i>	<i>n</i>				
75	UEL F 215	200	159	34	22	56.0	19	88.8	92.1	37.3	M 16	UEL 215	F 215	6.18
3	UEL F 215-48	7-7/8	6-17/64	1-11/32	55/64	2-13/64	3/4	3-1/2	3.6260	1.4685	5/8	UEL 215-48		6.08

- Remark: 1) Regular production in "J" tolerance.
 2) Bearing unit with grease holes and grease groove.
 3) Bearing unit without stop pin.



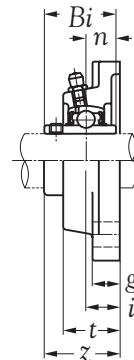
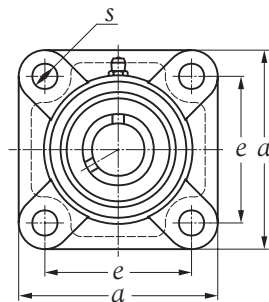
Shaft dia. mm	Unit number	Nominal dimensions mm								Bolt size mm	Bearing number	Housing number	Mass of unit Kg
		a	e	i	g	t	s	z	Bi				
20	UKF 205	95	70	16	13	27.0	12	35.5	35	M 10	UK 205	F 205	0.68
25	UKF 206	108	83	18	13	31.0	12	39.0	38	M 10	UK 206	F 206	0.98
30	UKF 207	117	92	19	15	34.0	14	42.5	43	M 12	UK 207	F 207	1.24
35	UKF 208	130	102	21	15	36.0	16	46.5	46	M 14	UK 208	F 208	1.61
40	UKF 209	137	105	22	16	38.0	16	48.5	50	M 14	UK 209	F 209	1.90
45	UKF 210	143	111	22	16	40.0	16	50.0	55	M 14	UK 210	F 210	2.14
50	UKF 211	162	130	25	18	43.0	19	54.5	59	M 16	UK 211	F 211	2.65
55	UKF 212	175	143	29	18	48.0	19	61.0	62	M 16	UK 212	F 212	3.07
60	UKF 213	187	149	30	22	50.0	19	64.0	65	M 16	UK 213	F 213	4.42

- Remark: 1) Regular production in "J" tolerance.
 2) Bearing unit with grease holes and grease groove.
 3) Bearing unit without stop pin.



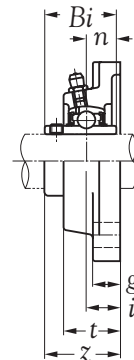
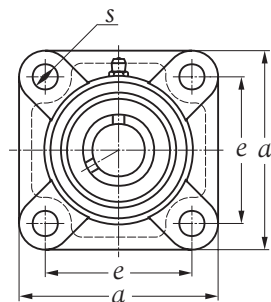
Shaft dia. mm inch	Unit number	Nominal dimensions									Bolt size mm inch	Bearing number	Housing number	Mass of unit Kg
		<i>a</i>	<i>e</i>	<i>i</i>	<i>g</i>	<i>t</i>	<i>s</i>	<i>z</i>	<i>Bi</i>	<i>n</i>				
25 13/16 7/8 15/16 1	UCF X05	108	82.5	18	13	30	12	40.2	38.1	15.9	M 10	UC X05	F X05	1.15
	UCF X05-13											UC X05-13		1.20
	UCF X05-14	4-1/4	3-1/4	45/64	3/64	1-3/16	15/32	1-37/64	1.5000	0.6260	3/8	UC X05-14		1.18
	UCF X05-15											UC X05-15		1.16
	UCF X05-16											UC X05-16		1.14
30 1-1/16 1-1/8 1-3/16 1-1/4	UCF X06	117	92.0	19	14	34	16	44.4	42.9	17.5	M 14	UC X06	F X06	1.50
	UCF X06-17											UC X06-17		1.52
	UCF X06-18	4-39/64	3-5/8	3/4	35/64	1-11/32	5/8	1-3/4	1.6890	0.6890	1/2	UC X06-18		1.51
	UCF X06-19											UC X06-19		1.48
	UCF X06-20											UC X06-20		1.47
35 1-1/4 1-5/16 1-3/8 1-7/16	UCF X07	130	101.5	21	14	38	16	51.2	49.2	19.0	M 14	UC X07	F X07	1.97
	UCF X07-20											UC X07-20		2.01
	UCF X07-21	5-1/8	3-63/64	53/64	35/64	1-1/2	5/8	2-1/64	1.9370	0.7480	1/2	UC X07-21		2.00
	UCF X07-22											UC X07-22		1.99
	UCF X07-23											UC X07-23		1.95
40 1-1/2	UCF X08	137	105.0	22	14	40	19	52.2	49.2	19.0	M 16	UC X08	F X08	2.18
	UCF X08-24	5-25/64	4-9/64	55/64	35/64	1-37/64	3/4	2-1/16	1.9370	0.7480	5/8	UC X08-24		2.22
45 1-5/8 1-11/16 1-3/4	UCF X09	143	111.0	23	14	40	19	55.6	51.6	19.0	M 16	UC X09	F X09	2.37
	UCF X09-26											UC X09-26		2.52
	UCF X09-27	5-5/8	4-3/8	29/32	35/64	1-37/64	3/4	2-3/16	2.0315	0.7480	5/8	UC X09-27		2.43
	UCF X09-28											UC X09-28		2.39
50 1-7/8 1-15/16 2	UCF X10	162	130.0	26	20	44	19	59.4	55.6	22.2	M 16	UC X10	F X10	3.47
	UCF X10-30											UC X10-30		3.61
	UCF X10-31	6-3/8	5-1/8	1-1/64	25/32	1-47/64	3/4	2-11/32	2.1890	0.8740	5/8	UC X10-31		3.50
	UCF X10-32											UC X10-32		3.44
55 2 2-1/16 2-1/8 2-3/16	UCF X11	175	143.0	29	20	49	19	68.7	65.1	25.4	M 16	UC X11	F X11	4.13
	UCF X11-32											UC X11-32		4.34
	UCF X11-33	6-57/64	5-5/8	1-9/64	25/32	1-59/64	3/4	2-45/64	2.5630	1.0000	5/8	UC X11-33		4.31
	UCF X11-34											UC X11-34		4.28
	UCF X11-35											UC X11-35		4.11

Remark: 1) Regular production in "J" tolerance.
 2) Bearing unit with grease holes and grease groove.
 3) Bearing unit without stop pin.



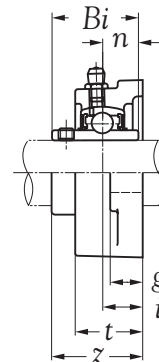
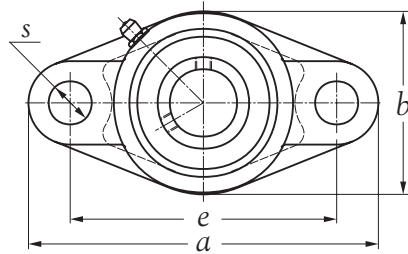
Shaft dia. mm inch	Unit number	Nominal dimensions									Bolt size mm inch	Bearing number	Housing number	Mass of unit Kg
		<i>a</i>	<i>e</i>	<i>i</i>	<i>g</i>	<i>t</i>	<i>s</i>	<i>z</i>	<i>Bi</i>	<i>n</i>				
60 2-1/4 2-5/16 2-3/8 2-7/16	UCF X12	187	149.0	34	21	59	19	73.7	65.1	25.4	M 16	UC X12	F X12	5.70
	UCF X12-36											UC X12-36		5.76
	UCF X12-37	7-23/64	5-55/64	1-11/32	53/64	2-21/64	3/4	2-29/32	2.5630	1.0000	5/8	UC X12-37		5.73
	UCF X12-38											UC X12-38		5.68
	UCF X12-39											UC X12-39		5.60
65 2-1/2 2-9/16	UCF X13	187	149.0	34	21	59	19	78.4	74.6	30.2	M 16	UC X13	F X13	5.77
	UCF X13-40	7-23/64	5-55/64	1-11/32	53/64	2-21/64	3/4	3-3/32	2.9370	1.1890	5/8	UC X13-40		5.86
	UCF X13-41											UC X13-41		5.72
70 2-5/8 2-11/16 2-3/4	UCF X14	197	152.0	37	24	60	23	81.5	77.8	33.3	M 20	UC X14	F X14	6.79
	UCF X14-42											UC X14-42		6.83
	UCF X14-43	7-3/4	5-63/64	1-29/64	15/16	2-23/64	29/32	3-13/64	3.0630	1.3110	3/4	UC X14-43		6.81
	UCF X14-44											UC X14-44		6.80
75 2-13/16 2-7/8 2-15/16 3	UCF X15	197	152.0	40	24	68	23	89.3	82.6	33.3	M 20	UC X15	F X15	7.66
	UCF X15-45											UC X15-45		7.75
	UCF X15-46	7-3/4	5-63/64	1-37/64	15/16	2-43/64	29/32	3-3/64	3.2520	1.3110	3/4	UC X15-46		7.72
	UCF X15-47											UC X15-47		7.69
	UCF X15-48											UC X15-48		7.57
80 3-1/16 3-1/8	UCF X16	214	171.0	40	24	70	23	91.6	85.7	34.1	M 20	UC X16	F X16	9.99
	UCF X16-49	8-27/64	6-47/64	1-37/64	15/16	2-3/4	29/32	3-39/64	3.3740	1.3425	3/4	UC X16-49		10.05
	UCF X16-50											UC X16-50		10.02

- Remark: 1) Regular production in "J" tolerance.
 2) Bearing unit with grease holes and grease groove.
 3) Bearing unit without stop pin.



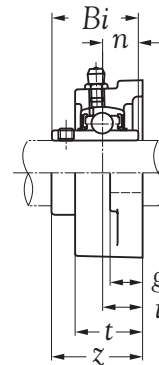
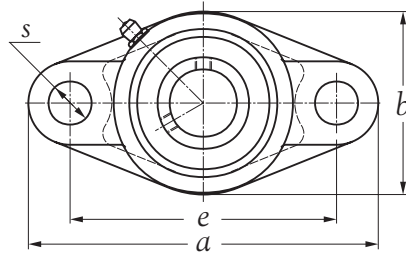
Shaft dia. mm inch	Unit number	Nominal dimensions									Bolt size mm inch	Bearing number	Housing number	Mass of unit Kg
		a	e	i	g	t	s	z	Bi	n				
25 1	UCF 305	108	80	16	13	29	16	39	38	15	M 14	UC 305	F 305	1.01
	UCF 305-16	4-1/4	3-5/32	5/8	3/64	1-9/64	5/8	1-17/32	1.4961	0.5906	1/2	UC 305-16		1.00
30 1-1/8 1-1/4	UCF 306	125	95	18	15	32	16	44	43	17	M 14	UC 306	F 306	1.53
	UCF 306-18	4-59/64	3-47/64	45/64	19/32	1-17/64	5/8	1-47/64	1.6929	0.6693	1/2	UC 306-18		1.55
	UCF 306-20											UC 306-20		1.51
35 1-1/4 1-3/8	UCF 307	135	100	20	16	36	19	49	48	19	M 16	UC 307	F 307	1.86
	UCF 307-20	5-5/16	3-15/16	25/32	5/8	1-27/64	3/4	1-59/64	1.8898	0.7480	5/8	UC 307-20		1.92
	UCF 307-22											UC 307-22		1.88
40 1-1/2	UCF 308	150	112	23	17	40	19	56	52	19	M 16	UC 308	F 308	2.65
	UCF 308-24	5-29/32	4-13/32	29/32	43/64	1-37/64	3/4	2-13/64	2.0472	0.7480	5/8	UC 308-24		2.69
45 1-5/8 1-3/4	UCF 309	160	125	25	18	44	19	60	57	22	M 16	UC 309	F 309	3.21
	UCF 309-26	6-19/64	4-59/64	63/64	45/64	1-47/64	3/4	2-23/64	2.2441	0.8661	5/8	UC 309-26		3.29
	UCF 309-28											UC 309-28		3.23
50 1-7/8	UCF 310	175	132	28	20	48	23	67	61	22	M 20	UC 310	F 310	4.32
	UCF 310-30	6-57/64	5-13/64	1-7/64	25/32	1-57/64	29/32	2-41/64	2.4016	0.8661	3/4	UC 310-30		4.41
55 2	UCF 311	185	140	30	20	52	23	71	66	25	M 20	UC 311	F 311	5.24
	UCF 311-32	7-9/32	5-3/64	1-3/16	25/32	2-1/16	29/32	2-51/64	2.5984	0.9843	3/4	UC 311-32		5.42
60 2-1/4	UCF 312	193	150	33	22	56	23	78	71	26	M 20	UC 312	F 312	6.40
	UCF 312-36	7-19/32	5-29/32	1-19/64	55/64	2-13/64	29/32	3-5/64	2.7953	1.0236	3/4	UC 312-36		6.45
65 2-1/2	UCF 313	208	166	33	22	58	23	78	75	30	M 20	UC 313	F 313	7.54
	UCF 313-40	8-3/16	6-17/32	1-19/64	55/64	2-9/32	29/32	3-5/64	2.9528	1.1811	3/4	UC 313-40		7.59
70 2-3/4	UCF 314	226	178	36	25	61	25	81	78	33	M 22	UC 314	F 314	9.02
	UCF 314-44	8-57/64	7-1/64	1-27/64	63/64	2-13/32	63/64	3-3/16	3.0709	1.2992	7/8	UC 314-44		9.03
75 3	UCF 315	236	184	39	25	66	25	89	82	32	M 22	UC 315	F 315	10.45
	UCF 315-48	9-19/64	7-1/4	1-17/32	63/64	2-19/32	63/64	3-1/2	3.2283	1.2598	7/8	UC 315-48		10.36
80 3-1/8	UCF 316	250	196	38	27	68	31	90	86	34	M 27	UC 316	F 316	14.00
	UCF 316-50	9-27/32	7-23/32	1-1/2	1-1/16	2-43/64	1-7/32	3-35/64	3.3858	1.3386	1	UC 316-50		14.03

Remark: 1) Regular production in "J" tolerance.
 2) Bearing unit with grease holes and grease groove.
 3) Bearing unit without stop pin.



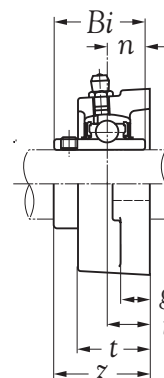
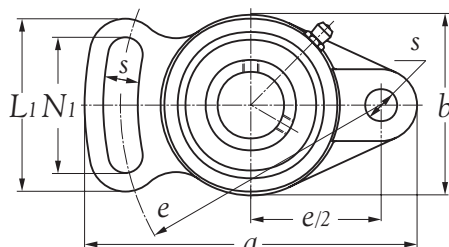
Shaft dia. mm inch	Unit number	Nominal dimensions										Bolt size mm inch	Bearing number	Housing number	Mass of unit Kg
		mm inch													
		a	e	i	g	t	s	b	z	Bi	n				
12 1/2	UCFL 201	113	90	15	11	25.5	12	60	33.3	31.0	12.7	M 10	UC 201	FL 204	0.47
	UCFL 201-8	4-29/64	3-35/64	19/32	7/16	1	15/32	2-23/64	1-5/16	1.2205	0.5000	3/8	UC 201-8		0.47
15 5/8	UCFL 202	113	90	15	11	25.5	12	60	33.3	31.0	12.7	M 10	UC 202	FL 204	0.46
	UCFL 202-10	4-29/64	3-35/64	19/32	7/16	1	15/32	2-23/64	1-5/16	1.2205	0.5000	3/8	UC 202-10		0.46
17 11/16	UCFL 203	113	90	15	11	25.5	12	60	33.3	31.0	12.7	M 10	UC 203	FL 204	0.45
	UCFL 203-11	4-29/64	3-35/64	19/32	7/16	1	15/32	2-23/64	1-5/16	1.2205	0.5000	3/8	UC 203-11		0.45
20 3/4	UCFL 204	113	90	15	11	25.5	12	60	33.3	31.0	12.7	M 10	UC 204	FL 204	0.43
	UCFL 204-12	4-29/64	3-35/64	19/32	7/16	1	15/32	2-23/64	1-5/16	1.2205	0.5000	3/8	UC 204-12		0.44
25 1	UCFL 205	130	99	16	13	27.0	16	68	35.7	34.1	14.3	M 14	UC 205	FL 205	0.60
	UCFL 205-16	5-1/8	3-57/64	5/8	3/64	1-1/16	5/8	2-43/64	1-13/32	1.3425	0.5630	1/2	UC 205-16		0.59
30 1-1/8 1-1/4	UCFL 206	148	117	18	13	31.0	16	80	40.2	38.1	15.9	M 14	UC 206	FL 206	0.91
	UCFL 206-18												UC 206-18		0.93
	UCFL 206-20	5-53/64	4-39/64	45/64	3/64	1-7/32	5/8	3-5/32	1-37/64	1.5000	0.6260	1/2	UC 206-20		0.89
35 1-1/4 1-3/8	UCFL 207	161	130	19	14	34.0	16	90	44.4	42.9	17.5	M 14	UC 207	FL 207	1.14
	UCFL 207-20												UC 207-20		1.20
	UCFL 207-22	6-11/32	5-1/8	3/4	35/64	1-11/32	5/8	3-35/64	1-3/4	1.6890	0.6890	1/2	UC 207-22		1.15
40 1-1/2	UCFL 208	175	144	21	14	36.0	16	100	51.2	49.2	19.0	M 14	UC 208	FL 208	1.43
	UCFL 208-24	6-57/64	5-43/64	53/64	35/64	1-27/64	5/8	3-15/16	2-1/64	1.9370	0.7480	1/2	UC 208-24		1.47
45 1-5/8 1-3/4	UCFL 209	188	148	22	16	38.0	19	108	52.2	49.2	19.0	M 16	UC 209	FL 209	1.80
	UCFL 209-26												UC 209-26		1.90
	UCFL 209-28	7-13/32	5-53/64	55/64	5/8	1-1/2	3/4	4-1/4	2-1/16	1.9370	0.7480	5/8	UC 209-28		1.82
50 1-7/8	UCFL 210	197	157	22	16	40.0	19	115	54.6	51.6	19.0	M 16	UC 210	FL 210	2.13
	UCFL 210-30	7-3/4	6-3/16	55/64	5/8	1-37/64	3/4	4-17/32	2-5/32	2.0315	0.7480	5/8	UC 210-30		2.20
55 2	UCFL 211	224	184	25	18	43.0	19	130	58.4	55.6	22.2	M 16	UC 211	FL 211	2.86
	UCFL 211-32	8-13/16	7-1/4	63/64	45/64	1-11/16	3/4	5-1/8	2-19/64	2.1890	0.8740	5/8	UC 211-32		3.01
60 2-1/4	UCFL 212	250	202	29	18	48.0	23	140	68.7	65.1	25.4	M 20	UC 212	FL 212	3.76
	UCFL 212-36	9-27/32	7-61/64	1-9/64	45/64	1-57/64	29/32	5-3/64	2-45/64	2.5630	1.0000	3/4	UC 212-36		3.90
65 2-1/2	UCFL 213	258	210	30	20	50.0	23	155	69.7	65.1	25.4	M 20	UC 213	FL 213	4.63
	UCFL 213-40	10-5/32	8-17/64	1-3/16	25/32	1-31/32	29/32	6-7/64	2-3/4	2.5630	1.0000	3/4	UC 213-40		4.71
70 2-3/4	UCFL 214	265	216	31	20	54.0	23	160	75.4	74.6	30.2	M 20	UC 214	FL 214	5.22
	UCFL 214-44	10-7/16	8-1/2	1-7/32	25/32	2-1/8	29/32	6-19/64	2-31/32	2.9370	1.1890	3/4	UC 214-44		5.23

Remark: 1) Regular production in "J" tolerance.
2) Bearing unit with grease holes and grease groove.
3) Bearing unit without stop pin.



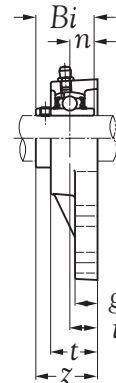
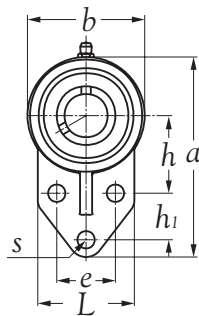
Shaft dia. mm inch	Unit number	Nominal dimensions										Bolt size mm inch	Bearing number	Housing number	Mass of unit Kg
		<i>a</i>	<i>e</i>	<i>i</i>	<i>g</i>	<i>t</i>	<i>s</i>	<i>b</i>	<i>z</i>	<i>Bi</i>	<i>n</i>				
75 3	UCFL 215	275	225	34	22	55.0	23	164	78.5	77.8	33.3	M 20	UC 215	FL 215	5.36
	UCFL 215-48	10-53/64	8-55/64	1-11/32	25/32	2-13/64	29/32	6-1/2	3-3/32	3.0630	1.3110	3/4	UC 215-48		5.28
80 3-1/8	UCFL 216	290	233	34	22	58.0	25	180	83.3	82.6	33.3	M 22	UC 216	FL 216	6.99
	UCFL 216-50	11-27/64	9-11/64	1-11/32	55/64	2-9/32	63/64	7-3/32	3-9/32	3.2520	1.3110	7/8	UC 216-50		7.04
85 3-1/4	UCFL 217	305	248	36	22	63.0	25	190	87.6	85.7	34.1	M 22	UC 217	FL 217	8.28
	UCFL 217-52	12-1/64	9-49/64	1-27/64	55/64	2-31/64	63/64	7-31/64	3-29/64	3.3740	1.3425	7/8	UC 217-52		8.50
90 3-1/2	UCFL 218	320	265	40	23	68.0	25	205	96.3	96.0	39.7	M 22	UC 218	FL 218	10.70
	UCFL 218-56	12-19/32	10-7/16	1-37/64	29/32	2-43/64	63/64	8-5/64	3-51/64	3.7800	1.5630	7/8	UC 218-56		10.81

Remark: 1) Regular production in "J" tolerance.
 2) Bearing unit with grease holes and grease groove.
 3) Bearing unit without stop pin.



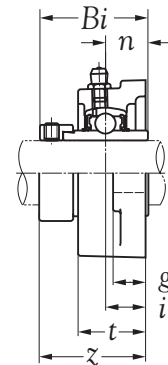
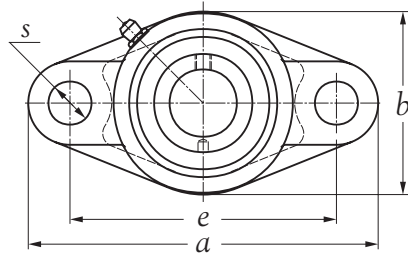
Shaft dia. mm inch	Unit number	Nominal dimensions											Bolt size mm inch	Bearing number	Housing number	Mass of unit Kg	
		mm inch															
		a	e	i	g	t	s	N ₁	b	L ₁	z	Bi	n				
12 1/2	UCFA 201	102	78	15	12	25.5	10	40	60	54	33.3	31.0	12.7	M 8	UC 201	FA 204	0.49
	UCFA 201-8	4-1/64	3-5/64	19/32	15/32	1	25/64	1-37/64	2-23/64	2-1/8	1-5/16	1.2205	0.5000	5/16	UC 201-8		0.49
15 5/8	UCFA 202	102	78	15	12	25.5	10	40	60	54	33.3	31.0	12.7	M 8	UC 202	FA 204	0.48
	UCFA 202-10	4-1/64	3-5/64	19/32	15/32	1	25/64	1-37/64	2-23/64	2-1/8	1-5/16	1.2205	0.5000	5/16	UC 202-10		0.48
17 11/16	UCFA 203	102	78	15	12	25.5	10	40	60	54	33.3	31.0	12.7	M 8	UC 203	FA 204	0.47
	UCFA 203-11	4-1/64	3-5/64	19/32	15/32	1	25/64	1-37/64	2-23/64	2-1/8	1-5/16	1.2205	0.5000	5/16	UC 203-11		0.47
20 3/4	UCFA 204	102	78	15	12	25.5	10	40	60	54	33.3	31.0	12.7	M 8	UC 204	FA 204	0.45
	UCFA 204-12	4-1/64	3-5/64	19/32	15/32	1	25/64	1-37/64	2-23/64	2-1/8	1-5/16	1.2205	0.5000	5/16	UC 204-12		0.46
25 1	UCFA 205	125	98	16	14	27.0	12	51	68	65	34.7	34.1	14.3	M 10	UC 205	FA 205	0.64
	UCFA 205-16	4-59/64	3-55/64	5/8	35/64	1-1/16	15/32	2-1/64	2-43/64	2-9/16	1-23/64	1.3425	0.5630	3/8	UC 205-16		0.63
30 1-1/8 1-1/4	UCFA 206	144	117	18	14	31.0	12	58	80	72	40.2	38.1	15.9	M 10	UC 206	FA 206	0.92
	UCFA 206-18	5-43/64	4-39/64	45/64	35/64	1-7/32	15/32	2-9/32	3-5/32	2-53/64	1-37/64	1.5000	0.6260	3/8	UC 206-18		0.94
	UCFA 206-20	5-43/64	4-39/64	45/64	35/64	1-7/32	15/32	2-9/32	3-5/32	2-53/64	1-37/64	1.5000	0.6260	3/8	UC 206-20		0.90
35 1-1/4 1-3/8	UCFA 207	161	130	19	16	34.0	14	66	90	82	45.4	42.9	17.5	M 12	UC 207	FA 207	1.27
	UCFA 207-20	6-11/32	5-1/8	3/4	5/8	1-11/32	35/64	2-19/32	3-35/64	3-15/64	1-25/32	1.6890	0.6890	7/16	UC 207-20		1.33
	UCFA 207-22	6-11/32	5-1/8	3/4	5/8	1-11/32	35/64	2-19/32	3-35/64	3-15/64	1-25/32	1.6890	0.6890	7/16	UC 207-22		1.28
40 1-1/2	UCFA 208	175	144	21	16	36.0	14	71	100	87	52.2	49.2	19.0	M 12	UC 208	FA 208	1.62
	UCFA 208-24	6-57/64	5-43/64	53/64	5/8	1-27/64	35/64	2-51/64	3-15/16	3-27/64	2-1/16	1.9370	0.7480	7/16	UC 208-24		1.66
45 1-5/8 1-3/4	UCFA 209	178	146	22	16	38.0	16	72	108	88	52.2	49.2	19.0	M 14	UC 209	FA 209	1.84
	UCFA 209-26	7-1/64	5-3/4	55/64	5/8	1-1/2	5/8	2-53/64	4-1/4	3-15/32	2-1/16	1.9370	0.7480	1/2	UC 209-26		1.94
	UCFA 209-28	7-1/64	5-3/4	55/64	5/8	1-1/2	5/8	2-53/64	4-1/4	3-15/32	2-1/16	1.9370	0.7480	1/2	UC 209-28		1.86
50 1-7/8	UCFA 210	188	155	22	16	39.0	16	75	114	92	54.6	51.6	19.0	M 14	UC 210	FA 210	2.10
	UCFA 210-30	7-13/32	6-7/64	55/64	5/8	1-17/32	5/8	2-61/64	4-31/64	3-5/8	2-5/32	2.0315	0.7480	1/2	UC 210-30		2.17
55 2	UCFA 211	216	182	25	18	42.5	16	84	128	102	58.4	55.6	22.2	M 14	UC 211	FA 211	2.16
	UCFA 211-32	8-1/2	7-11/64	63/64	45/64	1-43/64	5/8	3-5/16	5-1/16	4-1/64	2-19/64	2.1890	0.8740	1/2	UC 211-32		2.31
60 2-1/4	UCFA 212	238	202	29	19	47.5	18	104	140	122	68.7	65.1	25.4	M 16	UC 212	FA 212	2.92
	UCFA 212-36	9-3/8	7-61/64	1-9/64	3/4	1-7/8	45/64	4-3/32	5-3/64	4-51/64	2-45/64	2.5630	1.0000	5/8	UC 212-36		3.06
65 2-1/2	UCFA 213	248	210	30	20	49.0	18	106	152	126	69.7	65.1	25.4	M 16	UC 213	FA 213	3.61
	UCFA 213-40	9-49/64	8-17/64	1-3/16	25/32	1-59/64	45/64	4-11/64	5-63/64	4-61/64	2-3/4	2.5630	1.0000	5/8	UC 213-40		3.69

- Remark: 1) Regular production in "J" tolerance.
 2) Bearing unit with grease holes and grease groove.
 3) Bearing unit without stop pin.



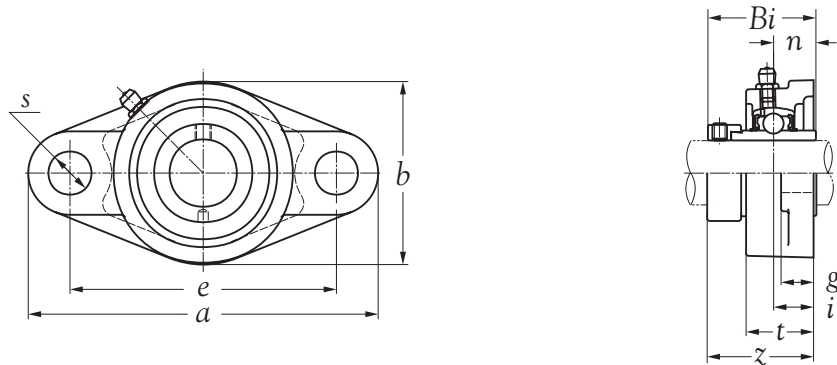
Shaft dia. mm inch	Unit number	Nominal dimensions													Bolt size mm inch	Bearing number	Housing number	Mass of unit Kg
		a	e	i	g	t	s	h	h ₁	L	b	z	Bi	n				
12 1/2	UCFB 201	109	32	15	11	25.5	10	42	27	52	60	33.3	31.0	12.7	M 8	UC 201	FB 204	0.53
	UCFB 201-8	4-19/64	1-17/64	19/32	7/16	1	25/64	1-21/32	1-1/16	2-1/16	2-23/64	1-5/16	1.2205	0.5000	5/16	UC 201-8		0.53
15 5/8	UCFB 202	109	32	15	11	25.5	10	42	27	52	60	33.3	31.0	12.7	M 8	UC 202	FB 204	0.52
	UCFB 202-10	4-19/64	1-17/64	19/32	7/16	1	25/64	1-21/32	1-1/16	2-1/16	2-23/64	1-5/16	1.2205	0.5000	5/16	UC 202-10		0.52
17 11/16	UCFB 203	109	32	15	11	25.5	10	42	27	52	60	33.3	31.0	12.7	M 8	UC 203	FB 204	0.51
	UCFB 203-11	4-19/64	1-17/64	19/32	7/16	1	25/64	1-21/32	1-1/16	2-1/16	2-23/64	1-5/16	1.2205	0.5000	5/16	UC 203-11		0.51
20 3/4	UCFB 204	109	32	15	11	25.5	10	42	27	52	60	33.3	31.0	12.7	M 8	UC 204	FB 204	0.49
	UCFB 204-12	4-19/64	1-17/64	19/32	7/16	1	25/64	1-21/32	1-1/16	2-1/16	2-23/64	1-5/16	1.2205	0.5000	5/16	UC 204-12		0.50
25 1	UCFB 205	116	34	16	13	27.0	10	45	27	56	68	35.7	34.1	14.3	M 8	UC 205	FB 205	0.66
	UCFB 205-16	4-9/16	1-11/32	5/8	3/4	1-1/16	25/64	1-49/64	1-1/16	2-13/64	2-43/64	1-13/32	1.3425	0.5630	5/16	UC 205-16		0.65
30 1-1/8 1-1/4	UCFB 206	132	40	18	13	31.0	10	50	29	65	80	40.2	38.1	15.9	M 8	UC 206	FB 206	0.99
	UCFB 206-18	5-13/64	1-37/64	45/64	3/4	1-7/32	25/64	1-31/32	1-9/64	2-9/16	3-5/32	1-37/64	1.5000	0.6260	5/16	UC 206-18	FB 206	1.01
	UCFB 206-20															UC 206-20		0.97
35 1-1/4 1-3/8	UCFB 207	144	46	19	14	33.0	10	55	32	70	90	44.4	42.9	17.5	M 8	UC 207	FB 207	1.21
	UCFB 207-20	5-43/64	1-13/16	3/4	35/64	1-19/64	25/64	2-11/64	1-17/64	2-3/4	3-35/64	1-3/4	1.6890	0.6890	5/16	UC 207-20	FB 207	1.27
	UCFB 207-22															UC 207-22		1.22
40 1-1/2	UCFB 208	164	50	21	16	35.0	12	60	41	78	100	51.2	49.2	19.0	M 10	UC 208	FB 208	1.72
	UCFB 208-24	6-29/64	1-31/32	53/64	5/8	1-3/8	15/32	2-23/64	1-39/64	3-5/64	3-15/16	2-1/64	1.9370	0.7480	3/8	UC 208-24		1.76
45 1-5/8 1-3/4	UCFB 209	175	54	22	16	38.0	12	65	43	80	108	52.2	49.2	19.0	M 10	UC 209	FB 209	1.86
	UCFB 209-26	6-57/64	2-1/8	55/64	5/8	1-1/2	15/32	2-9/16	1-11/16	3-5/32	4-1/4	2-1/16	1.9370	0.7480	3/8	UC 209-26	FB 209	1.96
	UCFB 209-28															UC 209-28		1.88
50 1-7/8	UCFB 210	184	58	22	16	39.0	12	68	46	86	114	54.6	51.6	19.0	M 10	UC 210	FB 210	2.36
	UCFB 210-30	7-1/4	2-9/32	55/64	5/8	1-17/32	15/32	2-43/64	1-13/16	3-25/64	4-31/64	2-5/32	2.0315	0.7480	3/8	UC 210-30		2.43
55 2	UCFB 211	207	62	25	18	42.5	14	78	50	90	128	58.4	55.6	22.2	M 12	UC 211	FB 211	3.11
	UCFB 211-32	8-5/32	2-7/16	63/64	45/64	1-43/64	35/64	3-5/64	1-31/32	3-35/64	5-1/16	2-19/64	2.1890	0.8740	7/16	UC 211-32		3.26
60 2-1/4	UCFB 212	224	66	29	19	47.5	14	84	55	94	140	68.7	65.1	25.4	M 12	UC 212	FB 212	4.07
	UCFB 212-36	8-13/16	2-19/32	1-9/64	3/4	1-7/8	35/64	3-5/16	2-11/64	3-45/64	5-3/64	2-45/64	2.5630	1.0000	7/16	UC 212-36		4.21
65 2-1/2	UCFB 213	244	70	30	20	49.0	14	92	60	102	152	69.7	65.1	25.4	M 12	UC 213	FB 213	4.86
	UCFB 213-40	9-39/64	2-3/4	1-3/16	25/32	1-59/64	35/64	3-5/8	2-23/64	4-1/64	5-63/64	2-3/4	2.5630	1.0000	7/16	UC 213-40		4.94

- Remark: 1) Regular production in "J" tolerance.
2) Bearing unit with grease holes and grease groove.
3) Bearing unit without stop pin.



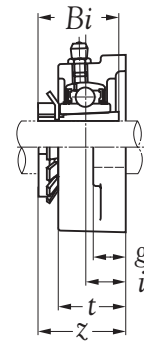
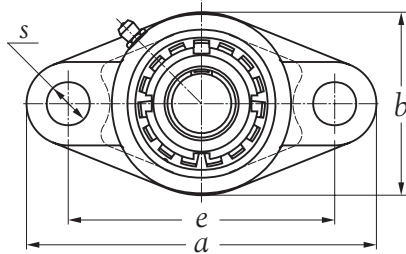
Shaft dia. mm inch	Unit number	Nominal dimensions										Bolt size mm inch	Bearing number	Housing number	Mass of unit Kg
		mm inch													
		a	e	i	g	t	b	s	z	Bi	n				
12 1/2	UELFL 201	113	90	15	11	25.5	60	12	41.5	43.5	17.0	M 10	UEL 201	FL 204	0.53
	UELFL 201-8	4-29/64	3-35/64	19/32	7/16	1	15/32	2-23/64	1-41/64	1.7126	0.6693	3/8	UEL 201-8		0.53
15 5/8	UELFL 202	113	90	15	11	25.5	60	12	41.5	43.5	17.0	M 10	UEL 202	FL 204	0.51
	UELFL 202-10	4-29/64	3-35/64	19/32	7/16	1	15/32	2-23/64	1-41/64	1.7126	0.6693	3/8	UEL 202-10		0.51
17 11/16	UELFL 203	113	90	15	11	25.5	60	12	41.5	43.5	17.0	M 10	UEL 203	FL 204	0.50
	UELFL 203-11	4-29/64	3-35/64	19/32	7/16	1	15/32	2-23/64	1-41/64	1.7126	0.6693	3/8	UEL 203-11		0.50
20 3/4	UELFL 204	113	90	15	11	25.5	60	12	41.5	43.5	17.0	M 10	UEL 204	FL 204	0.48
	UELFL 204-12	4-29/64	3-35/64	19/32	7/16	1	15/32	2-23/64	1-41/64	1.7126	0.6693	3/8	UEL 204-12		0.49
25 1	UELFL 205	130	99	16	13	27.0	68	16	42.9	44.3	17.4	M 14	UEL 205	FL 205	0.64
	UELFL 205-16	5-1/8	3-57/64	5/8	3/4	1-1/16	5/8	2-43/64	1-11/16	1.7441	0.6850	1/2	UEL 205-16		0.63
30 1-1/8 1-1/4	UELFL 206	148	117	18	13	31.0	80	16	48.1	48.3	18.2	M 14	UEL 206	FL 206	1.00
	UELFL 206-18												UEL 206-18		1.02
	UELFL 206-20	5-53/64	4-39/64	45/64	3/4	1-7/32	5/8	3-5/32	1-57/64	1.9016	0.7165	1/2	UEL 206-20		0.97
35 1-1/4 1-3/8	UELFL 207	161	130	19	14	34.0	90	16	51.3	51.1	18.8	M 14	UEL 207	FL 207	1.27
	UELFL 207-20												UEL 207-20		1.35
	UELFL 207-22	6-11/32	5-1/8	3/4	35/64	1-11/32	5/8	3-35/64	2-1/64	2.0118	0.7402	1/2	UEL 207-22		1.28
40 1-1/2	UELFL 208	175	144	21	14	36.0	100	16	55.9	56.3	21.4	M 14	UEL 208	FL 208	1.57
	UELFL 208-24	6-57/64	5-43/64	53/64	35/64	1-27/64	5/8	3-15/16	2-13/64	2.2165	0.8425	1/2	UEL 208-24		1.62
45 1-5/8 1-3/4	UELFL 209	188	148	22	16	38.0	108	19	56.9	56.3	21.4	M 16	UEL 209	FL 209	1.97
	UELFL 209-26												UEL 209-26		2.08
	UELFL 209-28	7-13/32	5-53/64	55/64	5/8	1-1/2	3/4	4-1/4	2-15/64	2.2165	0.8425	5/8	UEL 209-28		1.99
50 1-7/8	UELFL 210	197	157	22	16	40.0	115	19	60.1	62.7	24.6	M 16	UEL 210	FL 210	2.34
	UELFL 210-30	7-3/4	6-3/16	55/64	5/8	1-37/64	3/4	4-17/32	2-23/64	2.4685	0.9685	5/8	UEL 210-30		2.43
55 2	UELFL 211	224	184	25	18	43.0	130	19	68.6	71.4	27.7	M 16	UEL 211	FL 211	3.13
	UELFL 211-32	8-13/16	7-1/4	63/64	45/64	1-11/16	3/4	5-1/8	2-45/64	2.8110	1.0906	5/8	UEL 211-32		3.32
60 2-1/4	UELFL 212	250	202	29	18	48.0	140	23	75.8	77.8	30.9	M 20	UEL 212	FL 212	4.10
	UELFL 212-36	9-27/32	7-61/64	1-9/64	45/64	1-57/64	29/32	5-3/64	2-63/64	3.0630	1.2165	3/4	UEL 212-36		4.26
65 2-1/2	UELFL 213	258	210	30	20	50.0	155	23	81.6	85.7	34.1	M 20	UEL 213	FL 213	5.18
	UELFL 213-40	10-5/32	8-17/64	1-3/16	25/32	1-31/32	29/32	6-7/64	3-7/32	3.3740	1.3425	3/4	UEL 213-40		5.28
70 2-3/4	UELFL 214	265	216	31	20	54.0	160	23	82.6	85.7	34.1	M 20	UEL 214	FL 214	5.74
	UELFL 214-44	10-7/16	8-1/2	1-7/32	25/32	2-1/8	29/32	6-19/64	3-1/4	3.3740	1.3425	3/4	UEL 214-44		5.75

Remark: 1) Regular production in "J" tolerance.
2) Bearing unit with grease holes and grease groove.
3) Bearing unit without stop pin.



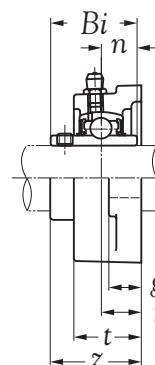
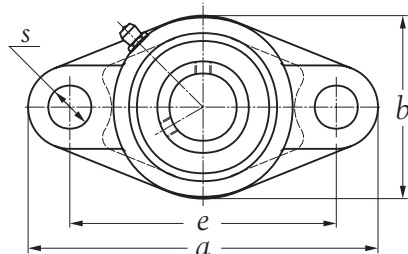
Shaft dia. mm inch	Unit number	Nominal dimensions										Bolt size mm inch	Bearing number	Housing number	Mass of unit Kg
		<i>a</i>	<i>e</i>	<i>i</i>	<i>g</i>	<i>t</i>	<i>b</i>	<i>s</i>	<i>z</i>	<i>Bi</i>	<i>n</i>				
75	UELFL 215	275	225	34	22	55.0	164	23	88.8	92.1	37.3	M 20	UEL 215	FL 215	5.99
3	UELFL 215-48	10-53/64	8-55/64	1-11/32	25/32	2-13/64	29/32	6-1/2	3-1/2	3.6260	1.4685	3/4	UEL 215-48		5.89

- Remark: 1) Regular production in "J" tolerance.
 2) Bearing unit with grease holes and grease groove.
 3) Bearing unit without stop pin.



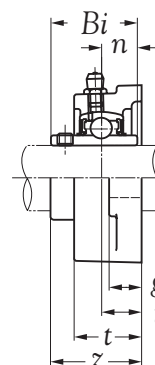
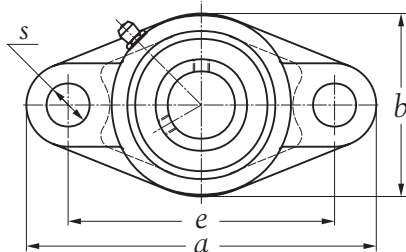
Shaft dia. mm	Unit number	Nominal dimensions mm									Bolt size mm	Bearing number	Housing number	Mass of unit Kg
		<i>a</i>	<i>e</i>	<i>i</i>	<i>g</i>	<i>t</i>	<i>b</i>	<i>s</i>	<i>z</i>	<i>Bi</i>				
20	UKFL 205	130	99	16	13	27.0	68	16	35.5	35	M 14	UK 205	FL 205	0.54
25	UKFL 206	148	117	18	13	31.0	80	16	39.0	38	M 14	UK 206	FL 206	0.84
30	UKFL 207	161	130	19	14	34.0	90	16	42.5	43	M 14	UK 207	FL 207	1.04
35	UKFL 208	175	144	21	14	36.0	100	16	46.5	46	M 14	UK 208	FL 208	1.27
40	UKFL 209	188	148	22	16	38.0	108	19	48.5	50	M 16	UK 209	FL 209	1.65
45	UKFL 210	197	157	22	16	40.0	115	19	50.0	55	M 16	UK 210	FL 210	1.92
50	UKFL 211	224	184	25	18	43.0	130	19	54.5	59	M 16	UK 211	FL 211	2.51
55	UKFL 212	250	202	29	18	48.0	140	23	61.0	62	M 20	UK 212	FL 212	3.26
60	UKFL 213	258	210	30	20	50.0	155	23	64.0	65	M 20	UK 213	FL 213	4.13

- Remark: 1) Regular production in "J" tolerance.
 2) Bearing unit with grease holes and grease groove.
 3) Bearing unit without stop pin.



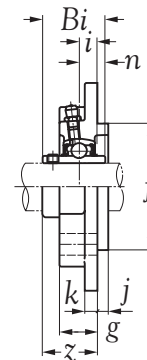
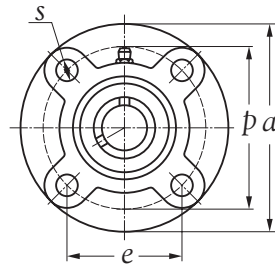
Shaft dia. mm inch	Unit number	Nominal dimensions										Bolt size mm inch	Bearing number	Housing number	Mass of unit Kg
		<i>a</i>	<i>e</i>	<i>i</i>	<i>g</i>	<i>t</i>	<i>b</i>	<i>s</i>	<i>z</i>	<i>Bi</i>	<i>n</i>				
25 13/16 7/8 15/16 1	UCFL X05	141	117	18	13	30	83	12	40.2	38.1	15.9	M 10	UC X05	FL X05	0.95
	UCFL X05-13												UC X05-13		1.00
	UCFL X05-14	5-35/64	4-39/64	45/64	3/64	1-3/16	3-17/64	15/32	1-37/64	1.5000	0.6260	3/8	UC X05-14		0.98
	UCFL X05-15												UC X05-15		0.96
	UCFL X05-16												UC X05-16		0.94
30 1-1/16 1-1/8 1-3/16 1-1/4	UCFL X06	156	130	19	14	34	95	16	44.4	42.9	17.5	M 14	UC X06	FL X06	1.34
	UCFL X06-17												UC X06-17		1.36
	UCFL X06-18	6-9/64	5-1/8	3/4	19/32	1-11/32	3-47/64	5/8	1-3/4	1.6890	0.6890	1/2	UC X06-18		1.35
	UCFL X06-19												UC X06-19		1.32
	UCFL X06-20												UC X06-20		1.31
35 1-1/4 1-5/16 1-3/8 1-7/16	UCFL X07	171	144	21	14	38	105	16	51.2	49.2	19.0	M 14	UC X07	FL X07	1.74
	UCFL X07-20												UC X07-20		1.78
	UCFL X07-21	6-47/64	5-43/64	53/64	5/8	1-1/2	4-9/64	5/8	2-1/64	1.9370	0.7480	1/2	UC X07-21		1.77
	UCFL X07-22												UC X07-22		1.76
	UCFL X07-23												UC X07-23		1.72
40 1-1/2	UCFL X08	179	148	22	14	40	111	16	52.2	49.2	19.0	M 14	UC X08	FL X08	1.97
	UCFL X08-24	7-1/16	5-53/64	55/64	5/8	1-37/64	4-3/8	5/8	2-1/16	1.9370	0.7480	1/2	UC X08-24		2.01
45 1-5/8 1-11/16 1-3/4	UCFL X09	189	157	23	14	40	116	16	55.6	51.6	19.0	M 14	UC X09	FL X09	2.18
	UCFL X09-26												UC X09-26		2.33
	UCFL X09-27	7-7/16	6-3/16	29/32	5/8	1-37/64	4-9/16	5/8	2-3/16	2.0315	0.7480	1/2	UC X09-27		2.24
	UCFL X09-28												UC X09-28		2.20
50 1-7/8 1-15/16 2	UCFL X10	216	184	26	20	44	133	19	59.4	55.6	22.2	M 16	UC X10	FL X10	3.19
	UCFL X10-30												UC X10-30		3.33
	UCFL X10-31	8-1/2	7-1/4	1-1/64	45/64	1-47/64	5-15/64	3/4	2-11/32	2.1890	0.8740	5/8	UC X10-31		3.22
	UCFL X10-32												UC X10-32		3.16

Remark: 1) Regular production in "J" tolerance.
 2) Bearing unit with grease holes and grease groove.
 3) Bearing unit without stop pin.



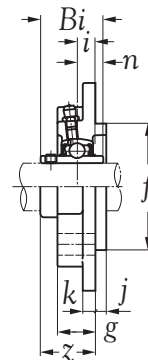
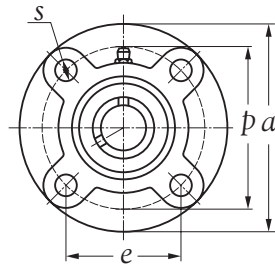
Shaft dia. mm inch	Unit number	Nominal dimensions										Bolt size mm inch	Bearing number	Housing number	Mass of unit Kg
		a	e	i	g	t	b	s	z	Bi	n				
25 1	UCFL 305	150	113	16	13	29	80	19	39	38	15	M 16	UC 305	FL 305	0.88
	UCFL 305-16	5-29/32	4-29/64	5/8	3/64	1-9/64	3-5/32	3/4	1-17/32	1.4961	0.5906	5/8	UC 305-16		0.87
30 1-1/8 1-1/4	UCFL 306	180	134	18	15	32	90	23	44	43	17	M 20	UC 306	FL 306	1.34
	UCFL 306-18	7-3/32	5-9/32	45/64	19/32	1-17/64	3-35/64	29/32	1-47/64	1.6929	0.6693	3/4	UC 306-18		1.36
	UCFL 306-20												UC 306-20		1.32
35 1-1/4 1-3/8	UCFL 307	185	141	20	16	36	100	23	49	48	19	M 20	UC 307	FL 307	1.59
	UCFL 307-20	7-9/32	5-35/64	25/32	5/8	1-27/64	3-15/16	29/32	1-59/64	1.8898	0.7480	3/4	UC 307-20		1.65
	UCFL 307-22												UC 307-22		1.61
40 1-1/2	UCFL 308	200	158	23	17	40	112	23	56	52	19	M 20	UC 308	FL 308	2.11
	UCFL 308-24	7-7/8	6-7/32	29/32	43/64	1-37/64	4-13/32	29/32	2-13/64	2.0472	0.7480	3/4	UC 308-24		2.15
45 1-5/8 1-3/4	UCFL 309	230	177	25	18	44	125	25	60	57	22	M 22	UC 309	FL 309	3.07
	UCFL 309-26	9-1/16	6-31/32	63/64	45/64	1-47/64	4-59/64	63/64	2-23/64	2.2441	0.8661	7/8	UC 309-26		3.15
	UCFL 309-28												UC 309-28		3.09
50 1-7/8	UCFL 310	240	187	28	19	48	140	25	67	61	22	M 22	UC 310	FL 310	3.83
	UCFL 310-30	9-29/64	7-23/64	1-7/64	3/4	1-57/64	5-3/64	63/64	2-41/64	2.4016	0.8661	7/8	UC 310-30		3.92
55 2	UCFL 311	250	198	30	20	52	150	25	71	66	25	M 22	UC 311	FL 311	4.66
	UCFL 311-32	9-27/32	7-51/64	1-3/16	25/32	2-1/16	5-29/32	63/64	2-51/64	2.5984	0.9843	7/8	UC 311-32		4.84
60 2-1/4	UCFL 312	270	212	33	22	56	160	31	78	71	26	M 27	UC 312	FL 312	5.59
	UCFL 312-36	10-5/8	8-11/32	1-19/64	55/64	2-13/64	6-19/64	1-7/32	3-5/64	2.7953	1.0236	1	UC 312-36		5.64
65 2-1/2	UCFL 313	295	240	33	25	58	175	31	78	75	30	M 27	UC 313	FL 313	6.99
	UCFL 313-40	11-39/64	9-29/64	1-19/64	63/64	2-9/32	6-57/64	1-7/32	3-5/64	2.9528	1.1811	1	UC 313-40		7.04
70 2-3/4	UCFL 314	315	250	36	28	61	185	35	81	78	33	M 30	UC 314	FL 314	8.42
	UCFL 314-44	12-13/32	9-27/32	1-27/64	1-7/64	2-13/32	7-9/32	1-3/8	3-3/16	3.0709	1.2992	1-1/8	UC 314-44		8.43
75 3	UCFL 315	320	260	39	30	66	195	35	89	82	32	M 30	UC 315	FL 315	9.80
	UCFL 315-48	12-19/32	10-15/64	1-17/32	1-3/16	2-19/32	7-43/64	1-3/8	3-1/2	3.2283	1.2598	1-1/8	UC 315-48		9.71
80 3-1/8	UCFL 316	355	285	38	32	68	210	38	90	86	34	M 33	UC 316	FL 316	13.00
	UCFL 316-50	13-31/64	11-7/64	1-1/2	1-17/64	2-43/64	8-17/64	1-1/2	3-35/64	3.3858	1.3386	1-1/4	UC 316-50		13.03

Remark: 1) Regular production in "J" tolerance.
 2) Bearing unit with grease holes and grease groove.
 3) Bearing unit without stop pin.



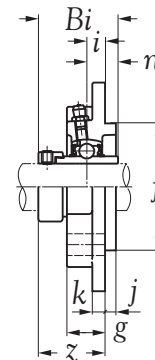
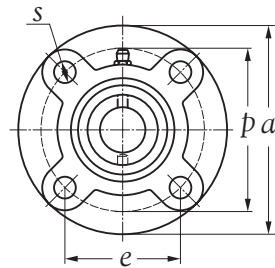
Shaft dia. mm inch	Unit number	Nominal dimensions												Bolt size mm inch	Bearing number	Housing number	Mass of unit Kg
		a	p	e	i	s	j	k	g	f	z	Bi	n				
12 1/2	UCFC 201	100	78	55.1	10	12	5	6	20.5	62	28.3	31.0	12.7	M 10	UC 201	FC 204	0.73
	UCFC 201-8	3-15/16	3-5/64	2-11/64	25/64	15/32	13/64	15/64	13/16	2-7/16	1-7/64	1.2205	0.5000	3/8	UC 201-8		0.73
15 5/8	UCFC 202	100	78	55.1	10	12	5	6	20.5	62	28.3	31.0	12.7	M 10	UC 202	FC 204	0.72
	UCFC 202-10	3-15/16	3-5/64	2-11/64	25/64	15/32	13/64	15/64	13/16	2-7/16	1-7/64	1.2205	0.5000	3/8	UC 202-10		0.72
17 11/16	UCFC 203	100	78	55.1	10	12	5	6	20.5	62	28.3	31.0	12.7	M 10	UC 203	FC 204	0.71
	UCFC 203-11	3-15/16	3-5/64	2-11/64	25/64	15/32	13/64	15/64	13/16	2-7/16	1-7/64	1.2205	0.5000	3/8	UC 203-11		0.71
20 3/4	UCFC 204	100	78	55.1	10	12	5	6	20.5	62	28.3	31.0	12.7	M 10	UC 204	FC 204	0.69
	UCFC 204-12	3-15/16	3-5/64	2-11/64	25/64	15/32	13/64	15/64	13/16	2-7/16	1-7/64	1.2205	0.5000	3/8	UC 204-12		0.70
25 1	UCFC 205	115	90	63.6	10	12	6	7	21.0	70	29.7	34.1	14.3	M 10	UC 205	FC 205	0.99
	UCFC 205-16	4-17/32	3-35/64	2-1/2	25/64	15/32	15/64	9/32	53/64	2-3/4	1-11/64	1.3425	0.5630	3/8	UC 205-16		0.98
30 1-1/8 1-1/4	UCFC 206	125	100	70.7	10	12	8	8	23.0	80	32.2	38.1	15.9	M 10	UC 206	FC 206	1.25
	UCFC 206-18	4-59/64	3-15/16	2-25/32	25/64	15/32	5/16	5/16	29/32	3-5/32	1-17/64	1.5000	0.6260	3/8	UC 206-18		1.27
	UCFC 206-20														UC 206-20		1.23
35 1-1/4 1-3/8	UCFC 207	135	110	77.8	11	14	8	9	26.0	90	36.4	42.9	17.5	M 12	UC 207	FC 207	1.64
	UCFC 207-20	5-5/16	4-21/64	3-1/16	7/16	35/64	5/16	23/64	1-1/64	3-35/64	1-7/16	1.6890	0.6890	7/16	UC 207-20		1.70
	UCFC 207-22														UC 207-22		1.65
40 1-1/2	UCFC 208	145	120	84.8	11	14	10	9	26.0	100	41.2	49.2	19.0	M 12	UC 208	FC 208	2.01
	UCFC 208-24	5-45/64	4-23/32	3-11/32	7/16	35/64	25/64	23/64	1-1/64	3-15/16	1-5/8	1.9370	0.7480	7/16	UC 208-24		2.05
45 1-5/8 1-3/4	UCFC 209	160	132	93.3	10	16	12	10	26.0	105	40.2	49.2	19.0	M 14	UC 209	FC 209	2.57
	UCFC 209-26	6-19/64	5-13/64	3-43/64	25/64	5/8	15/32	25/64	1-1/64	4-9/64	1-37/64	1.9370	0.7480	1/2	UC 209-26		2.67
	UCFC 209-28														UC 209-28		2.59
50 1-7/8	UCFC 210	165	138	97.6	10	16	12	14	28.0	110	42.6	51.6	19.0	M 14	UC 210	FC 210	2.85
	UCFC 210-30	6-1/2	5-7/16	3-27/32	25/64	5/8	15/32	35/64	1-7/64	4-21/64	1-43/64	2.0315	0.7480	1/2	UC 210-30		2.92
55 2	UCFC 211	185	150	106.1	13	19	12	13	30.0	125	46.4	55.6	22.2	M 16	UC 211	FC 211	3.92
	UCFC 211-32	7-9/32	5-29/32	4-11/64	3/64	3/4	15/32	3/64	1-3/16	4-59/64	1-53/64	2.1890	0.8740	5/8	UC 211-32		4.07
60 2-1/4	UCFC 212	195	160	113.1	17	19	12	15	36.0	135	56.7	65.1	25.4	M 16	UC 212	FC 212	5.03
	UCFC 212-36	7-43/64	6-19/64	4-29/64	43/64	3/4	15/32	19/32	1-27/64	5-5/16	2-15/64	2.5630	1.0000	5/8	UC 212-36		5.17
65 2-1/2	UCFC 213	205	170	120.2	16	19	14	15	35.0	145	55.7	65.1	25.4	M 16	UC 213	FC 213	5.52
	UCFC 213-40	8-5/64	6-11/16	4-47/64	5/8	3/4	35/64	19/32	1-3/8	5-45/64	2-3/16	2.5630	1.0000	5/8	UC 213-40		5.60
70 2-3/4	UCFC 214	215	177	125.1	17	19	14	16	38.0	150	61.4	74.6	30.2	M 16	UC 214	FC 214	6.55
	UCFC 214-44	8-15/32	6-31/32	4-59/64	43/64	3/4	35/64	5/8	1-1/2	5-29/32	2-27/64	2.9370	1.1890	5/8	UC 214-44		6.56

Remark: 1) Regular production in "J" tolerance.
 2) Bearing unit with grease holes and grease groove.
 3) Bearing unit without stop pin.



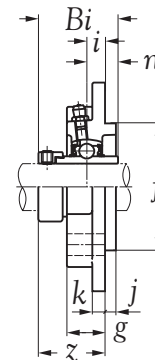
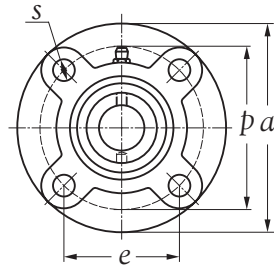
Shaft dia. mm inch	Unit number	Nominal dimensions												Bolt size mm inch	Bearing number	Housing number	Mass of unit Kg
		<i>a</i>	<i>p</i>	<i>e</i>	<i>i</i>	<i>s</i>	<i>j</i>	<i>k</i>	<i>g</i>	<i>f</i>	<i>z</i>	<i>Bi</i>	<i>n</i>				
75 3	UCFC 215	220	184	130.1	18	19	16	17	39.0	160	62.5	77.8	33.3	M 16	UC 215	FC 215	7.01
	UCFC 215-48	8-21/32	7-1/4	5-1/8	45/64	3/4	5/8	43/64	1-17/32	6-19/64	2-29/64	3.0630	1.3110	5/8	UC 215-48		6.93
80 3-1/8	UCFC 216	240	200	141.4	18	23	16	18	42.0	170	67.3	82.6	33.3	M 20	UC 216	FC 216	8.94
	UCFC 216-50	9-29/64	7-7/8	5-9/16	45/64	29/32	5/8	45/64	1-21/32	6-11/16	2-21/32	3.2520	1.3110	3/4	UC 216-50		8.99
85 3-1/4	UCFC 217	250	208	147.1	18	23	18	20	45.0	180	69.6	85.7	34.1	M 20	UC 217	FC 217	10.68
	UCFC 217-52	9-27/32	8-3/16	5-51/64	45/64	29/32	45/64	25/32	1-49/64	7-3/32	2-47/64	3.3740	1.3425	3/4	UC 217-52		10.90
90 3-1/2	UCFC 218	265	220	155.5	22	23	18	20	50.0	190	78.3	96.0	39.7	M 20	UC 218	FC 218	12.95
	UCFC 218-56	10-7/16	8-21/32	6-1/8	55/64	29/32	45/64	25/32	1-31/32	7-31/64	3-5/64	3.7800	1.5630	3/4	UC 218-56		13.06

- Remark: 1) Regular production in "J" tolerance.
 2) Bearing unit with grease holes and grease groove.
 3) Bearing unit without stop pin.



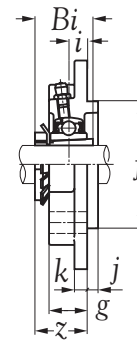
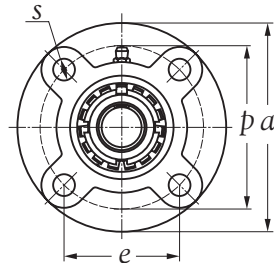
Shaft dia. mm inch	Unit number	Nominal dimensions													Bolt size mm inch	Bearing number	Housing number	Mass of unit Kg
		<i>a</i>	<i>p</i>	<i>e</i>	<i>i</i>	<i>s</i>	<i>j</i>	<i>k</i>	<i>g</i>	<i>f</i>	<i>z</i>	<i>Bi</i>	<i>n</i>					
12 1/2	UELFC 201	100	78	55.1	10	12	5	6	20.5	62	36.5	43.5	17.0	M 10	UEL 201	FC 204	0.79	
	UELFC 201-8	3-15/16	3-5/64	2-11/64	25/64	15/32	13/64	15/64	13/16	2-7/16	1-7/16	1.7126	0.6693	3/8	UEL 201-8		0.79	
15 5/8	UELFC 202	100	78	55.1	10	12	5	6	20.5	62	36.5	43.5	17.0	M 10	UEL 202	FC 204	0.77	
	UELFC 202-10	3-15/16	3-5/64	2-11/64	25/64	15/32	13/64	15/64	13/16	2-7/16	1-7/16	1.7126	0.6693	3/8	UEL 202-10		0.77	
17 11/16	UELFC 203	100	78	55.1	10	12	5	6	20.5	62	36.5	43.5	17.0	M 10	UEL 203	FC 204	0.76	
	UELFC 203-11	3-15/16	3-5/64	2-11/64	25/64	15/32	13/64	15/64	13/16	2-7/16	1-7/16	1.7126	0.6693	3/8	UEL 203-11		0.76	
20 3/4	UELFC 204	100	78	55.1	10	12	5	6	20.5	62	36.5	43.5	17.0	M 10	UEL 204	FC 204	0.74	
	UELFC 204-12	3-15/16	3-5/64	2-11/64	25/64	15/32	13/64	15/64	13/16	2-7/16	1-7/16	1.7126	0.6693	3/8	UEL 204-12		0.75	
25 1	UELFC 205	115	90	63.6	10	12	6	7	21.0	70	36.9	44.3	17.4	M 10	UEL 205	FC 205	1.03	
	UELFC 205-16	4-17/32	3-35/64	2-1/2	25/64	15/32	15/64	9/32	53/64	2-3/4	1-29/64	1.7441	0.6850	3/8	UEL 205-16		1.02	
30 1-1/8 1-1/4	UELFC 206	125	100	70.7	10	12	8	8	23.0	80	40.1	48.3	18.2	M 10	UEL 206	FC 206	1.34	
	UELFC 206-18	4-59/64	3-15/16	2-25/32	25/64	15/32	5/16	5/16	29/32	3-5/32	1-37/64	1.9016	0.7165	3/8	UEL 206-18		1.36	
	UELFC 206-20														UEL 206-20		1.31	
35 1-1/4 1-3/8	UELFC 207	135	110	77.8	11	14	8	9	26.0	90	43.3	51.1	18.8	M 12	UEL 207	FC 207	1.77	
	UELFC 207-20	5-5/16	4-21/64	3-1/16	7/16	35/64	5/16	23/64	1-1/64	3-35/64	1-45/64	2.0118	0.7402	7/16	UEL 207-20		1.85	
	UELFC 207-22														UEL 207-22		1.78	
40 1-1/2	UELFC 208	145	120	84.8	11	14	10	9	26.0	100	45.9	56.3	21.4	M 12	UEL 208	FC 208	2.15	
	UELFC 208-24	5-45/64	4-23/32	3-11/32	7/16	35/64	25/64	23/64	1-1/64	3-15/16	1-13/16	2.2165	0.8425	7/16	UEL 208-24		2.20	
45 1-5/8 1-3/4	UELFC 209	160	132	93.3	10	16	12	10	26.0	105	44.9	56.3	21.4	M 14	UEL 209	FC 209	2.74	
	UELFC 209-26	6-19/64	5-13/64	3-43/64	25/64	5/8	15/32	25/64	1-1/64	4-9/64	1-49/64	2.2165	0.8425	1/2	UEL 209-26		2.85	
	UELFC 209-28														UEL 209-28		2.76	
50 1-7/8	UELFC 210	165	138	97.6	10	16	12	14	28.0	110	48.1	62.7	24.6	M 14	UEL 210	FC 210	3.06	
	UELFC 210-30	6-1/2	5-7/16	3-27/32	25/64	5/8	15/32	35/64	1-7/64	4-21/64	1-57/64	2.4685	0.9685	1/2	UEL 210-30		3.15	
55 2	UELFC 211	185	150	106.1	13	19	12	13	30.0	125	56.6	71.4	27.7	M 16	UEL 211	FC 211	4.19	
	UELFC 211-32	7-9/32	5-29/32	4-11/64	3/64	3/4	15/32	3/64	1-3/16	4-59/64	2-15/64	2.8110	1.0906	5/8	UEL 211-32		4.38	
60 2-1/4	UELFC 212	195	160	113.1	17	19	12	15	36.0	135	63.8	77.8	30.9	M 16	UEL 212	FC 212	5.37	
	UELFC 212-36	7-43/64	6-19/64	4-29/64	43/64	3/4	15/32	19/32	1-27/64	5-5/16	2-3/64	3.0630	1.2165	5/8	UEL 212-36		5.53	
65 2-1/2	UELFC 213	205	170	120.2	16	19	14	15	35.0	145	67.6	85.7	34.1	M 16	UEL 213	FC 213	6.07	
	UELFC 213-40	8-5/64	6-11/16	4-47/64	5/8	3/4	35/64	19/32	1-3/8	5-45/64	2-21/32	3.3740	1.3425	5/8	UEL 213-40		6.17	
70 2-3/4	UELFC 214	215	177	125.1	17	19	14	16	38.0	150	68.6	85.7	34.1	M 16	UEL 214	FC 214	7.07	
	UELFC 214-44	8-15/32	6-31/32	4-59/64	43/64	3/4	35/64	5/8	1-1/2	5-29/32	2-45/64	3.3740	1.3425	5/8	UEL 214-44		7.08	

Remark: 1) Regular production in "J" tolerance.
 2) Bearing unit with grease holes and grease groove.
 3) Bearing unit without stop pin.



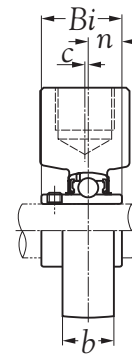
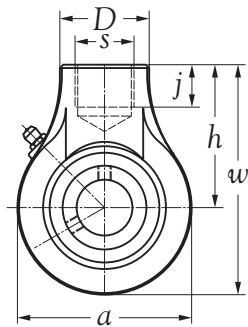
Shaft dia. mm inch	Unit number	Nominal dimensions													Bolt size mm inch	Bearing number	Housing number	Mass of unit Kg
		<i>a</i>	<i>p</i>	<i>e</i>	<i>i</i>	<i>s</i>	<i>j</i>	<i>k</i>	<i>g</i>	<i>f</i>	<i>z</i>	<i>Bi</i>	<i>n</i>					
75	UELFC 215	220	184	130.1	18	19	16	17	39.0	160	72.8	92.1	37.3	M 16	UEL 215	FC 215	7.64	
3	UELFC 215-48	8-21/32	7-1/4	5-1/8	45/64	3/4	5/8	43/64	1-17/32	6-19/64	2-55/64	3.6260	1.4685	5/8	UEL 215-48		7.54	

- Remark: 1) Regular production in "J" tolerance.
 2) Bearing unit with grease holes and grease groove.
 3) Bearing unit without stop pin.



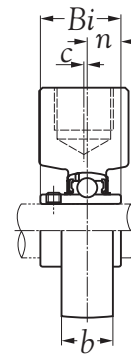
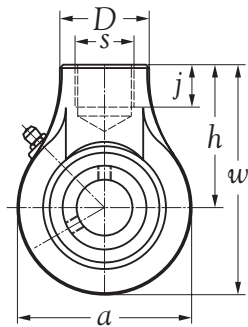
Shaft dia. mm	Unit number	Nominal dimensions mm											Bolt size mm	Bearing number	Housing number	Mass of unit Kg
		<i>a</i>	<i>p</i>	<i>e</i>	<i>i</i>	<i>s</i>	<i>j</i>	<i>k</i>	<i>g</i>	<i>f</i>	<i>z</i>	<i>Bi</i>				
20	UKFC 205	115	90	63.6	10	12	6	7	21.0	70	29.5	35	M 10	UK 205	FC 205	0.93
25	UKFC 206	125	100	70.7	10	12	8	8	23.0	80	31.0	38	M 10	UK 206	FC 206	1.18
30	UKFC 207	135	110	77.8	11	14	8	9	26.0	90	34.5	43	M 12	UK 207	FC 207	1.54
35	UKFC 208	145	120	84.8	11	14	10	9	26.0	100	36.5	46	M 12	UK 208	FC 208	1.85
40	UKFC 209	160	132	93.3	10	16	12	10	26.0	105	36.5	50	M 14	UK 209	FC 209	2.42
45	UKFC 210	165	138	97.6	10	16	12	14	28.0	110	38.0	55	M 14	UK 210	FC 210	2.64
50	UKFC 211	185	150	106.1	13	19	12	13	30.0	125	42.5	59	M 16	UK 211	FC 211	3.57
55	UKFC 212	195	160	113.1	17	19	12	15	36.0	135	49.0	62	M 16	UK 212	FC 212	4.53
60	UKFC 213	205	170	120.2	16	19	14	15	35.0	145	50.0	65	M 16	UK 213	FC 213	5.02

- Remark: 1) Regular production in "J" tolerance.
 2) Bearing unit with grease holes and grease groove.
 3) Bearing unit without stop pin.



Shaft dia. mm inch	Unit number	Nominal dimensions										Bearing number	Housing number	Mass of unit Kg
		mm inch												
		a	w	c	b	h	s	D	j	Bi	n			
12 1/2	UCHA 201	64	96.0	0	22	64	RP 3/4	40	19	31.0	12.7	UC 201	HA 204	0.66
	UCHA 201-8	2-3/64	3-25/32	0	55/64	2-3/64	RP 3/4	1-37/64	3/4	1.2205	0.5000	UC 201-8		0.66
15 5/8	UCHA 202	64	96.0	0	22	64	RP 3/4	40	19	31.0	12.7	UC 202	HA 204	0.65
	UCHA 202-10	2-3/64	3-25/32	0	55/64	2-3/64	RP 3/4	1-37/64	3/4	1.2205	0.5000	UC 202-10		0.65
17 11/16	UCHA 203	64	96.0	0	22	64	RP 3/4	40	19	31.0	12.7	UC 203	HA 204	0.64
	UCHA 203-11	2-3/64	3-25/32	0	55/64	2-3/64	RP 3/4	1-37/64	3/4	1.2205	0.5000	UC 203-11		0.64
20 3/4	UCHA 204	64	96.0	0	22	64	RP 3/4	40	19	31.0	12.7	UC 204	HA 204	0.62
	UCHA 204-12	2-3/64	3-25/32	0	55/64	2-3/64	RP 3/4	1-37/64	3/4	1.2205	0.5000	UC 204-12		0.63
25 1	UCHA 205	78	103.0	0	23	64	RP 3/4	40	19	34.1	14.3	UC 205	HA 205	0.83
	UCHA 205-16	3-5/64	4-1/16	0	29/32	2-3/64	RP 3/4	1-37/64	3/4	1.3425	0.5630	UC 205-16		0.82
30 1-1/8 1-1/4	UCHA 206	78	103.0	0	25	64	RP 3/4	40	19	38.1	15.9	UC 206	HA 206	0.78
	UCHA 206-18											UC 206-18		0.80
	UCHA 206-20	3-5/64	4-1/16	0	63/64	2-3/64	RP 3/4	1-37/64	3/4	1.5000	0.6260	UC 206-20		0.76
35 1-1/4 1-3/8	UCHA 207	92	116.0	0	26	70	RP 3/4	40	19	42.9	17.5	UC 207	HA 207	1.11
	UCHA 207-20											UC 207-20		1.17
	UCHA 207-22	3-5/8	4-9/16	0	1-1/64	2-3/4	RP 3/4	1-37/64	3/4	1.6890	0.6890	UC 207-22		1.12
40 1-1/2	UCHA 208	96	121.0	2.0	30	73	RP 3/4	40	19	49.2	19.0	UC 208	HA 208	1.25
	UCHA 208-24	3-25/32	4-49/64	5/64	1-3/16	2-7/8	RP 3/4	1-37/64	3/4	1.9370	0.7480	UC 208-24		1.29
45 1-5/8 1-3/4	UCHA 209	108	136.0	5.0	30	82	RP 1	48	21	49.2	19.0	UC 209	HA 209	1.65
	UCHA 209-26											UC 209-26		1.75
	UCHA 209-28	4-1/4	5-23/64	13/64	1-3/16	3-15/64	RP 1	1-57/64	53/64	1.9370	0.7480	UC 209-28		1.67
50 1-7/8	UCHA 210	115	140.5	5.0	32	83	RP 1	48	21	51.6	19.0	UC 210	HA 210	1.95
	UCHA 210-30	4-17/32	5-17/32	13/64	1-17/64	3-17/64	RP 1	1-57/64	53/64	2.0315	0.7480	UC 210-30		2.02
55 2	UCHA 211	126	150.0	7.0	33	87	RP 1-1/4	60	24	55.6	22.2	UC 211	HA 211	2.48
	UCHA 211-32	4-61/64	5-29/32	9/32	1-19/64	3-27/64	RP 1-1/4	2-23/64	15/16	2.1890	0.874	UC 211-32		2.63
60 2-1/4	UCHA 212	142	173.0	9.0	36	102	RP 1-1/4	60	28	65.1	25.4	UC 212	HA 212	3.59
	UCHA 212-36	5-19/32	6-13/16	23/64	1-27/64	4-1/64	RP 1-1/4	2-23/64	1-7/64	2.5630	1.0000	UC 212-36		3.73
65 2-1/2	UCHA 213	166	200.0	9.5	38	117	RP 1-1/2	70	32	65.1	25.4	UC 213	HA 213	5.37
	UCHA 213-40	6-17/32	7-7/8	3/8	1-1/2	4-39/64	RP 1-1/2	2-3/4	1-17/64	2.5630	1.0000	UC 213-40		5.45
70 2-3/4	UCHA 214	166	200.0	9.5	40	117	RP 1-1/2	70	32	74.6	30.2	UC 214	HA 214	5.47
	UCHA 214-44	6-17/32	7-7/8	3/8	1-37/64	4-39/64	RP 1-1/2	2-3/4	1-17/64	2.9370	1.1890	UC 214-44		5.48

Remark: 1) Regular production in "J" tolerance.
2) Bearing unit with grease holes and grease groove.
3) Bearing unit without stop pin.



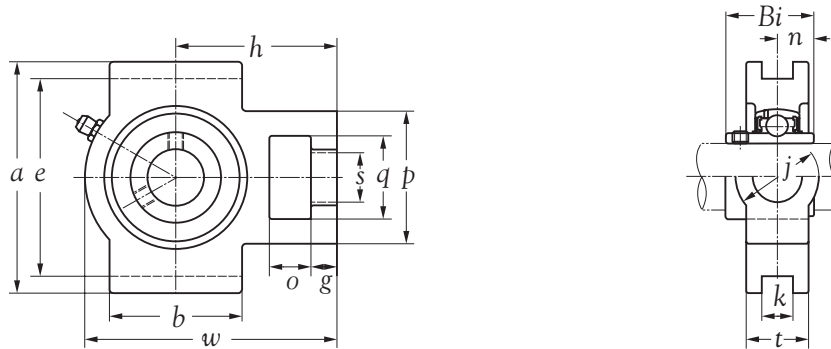
Shaft dia. mm inch	Unit number	Nominal dimensions										Bearing number	Housing number	Mass of unit Kg
		a	w	c	b	h	s	D	j	Bi	n			
75	UCHA 215	166	200.0	9.5	40	117	RP 1-1/2	70	32	77.8	33.3	UC 215	HA 215	5.11
3	UCHA 215-48	6-17/32	7-7/8	3/8	1-37/64	4-39/64	RP 1-1/2	2-3/4	1-17/64	3.0630	1.3110	UC 215-48		5.03

- Remark: 1) Regular production in "J" tolerance.
 2) Bearing unit with grease holes and grease groove.
 3) Bearing unit without stop pin.



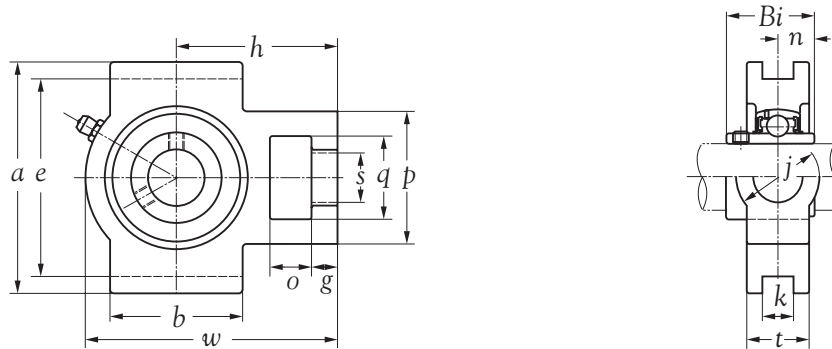
Shaft dia. mm inch	Unit number	Nominal dimensions					Bearing number	Housing number	Mass of unit Kg
		<i>a</i>	<i>b</i>	<i>r</i>	<i>Bi</i>	<i>n</i>			
12 1/2	UCC 201	72	20	2.0	31.0	12.7	UC 201	C 204	0.53
	UCC 201-8	2-53/64	25/32	5/64	1.2205	0.5000	UC 201-8		0.53
15 5/8	UCC 202	72	20	2.0	31.0	12.7	UC 202	C 204	0.52
	UCC 202-10	2-53/64	25/32	5/64	1.2205	0.5000	UC 202-10		0.52
17 11/16	UCC 203	72	20	2.0	31.0	12.7	UC 203	C 204	0.51
	UCC 203-11	2-53/64	25/32	5/64	1.2205	0.5000	UC 203-11		0.51
20 3/4	UCC 204	72	20	2.0	31.0	12.7	UC 204	C 204	0.49
	UCC 204-12	2-53/64	25/32	5/64	1.2205	0.5000	UC 204-12		0.50
25 1	UCC 205	80	22	2.0	34.1	14.3	UC 205	C 205	0.65
	UCC 205-16	3-5/32	55/64	5/64	1.3425	0.5630	UC 205-16		0.64
30 1-1/8 1-1/4	UCC 206	85	27	2.0	38.1	15.9	UC 206	C 206	0.81
	UCC 206-18	3-11/32	1-1/16	5/64	1.5000	0.6260	UC 206-18		0.83
	UCC 206-20						UC 206-20		0.79
35 1-1/4 1-3/8	UCC 207	90	28	2.0	42.9	17.5	UC 207	C 207	0.90
	UCC 207-20	3-35/64	1-7/64	5/64	1.6890	0.6890	UC 207-20		0.96
	UCC 207-22						UC 207-22		0.91
40 1-1/2	UCC 208	100	30	2.5	49.2	19.0	UC 208	C 208	1.19
	UCC 208-24	3-15/16	1-3/16	3/32	1.9370	0.7480	UC 208-24		1.23
45 1-5/8 1-3/4	UCC 209	110	31	2.5	49.2	19.0	UC 209	C 209	1.49
	UCC 209-26	4-21/64	1-7/32	3/32	1.9370	0.7480	UC 209-26		1.59
	UCC 209-28						UC 209-28		1.51
50 1-7/8	UCC 210	120	33	2.5	51.6	19.0	UC 210	C 210	1.92
	UCC 210-30	4-23/32	1-19/64	3/32	2.0315	0.7480	UC 210-30		1.99
55 2	UCC 211	125	35	2.5	55.6	22.2	UC 211	C 211	2.21
	UCC 211-32	4-59/64	1-3/8	3/32	2.1890	0.8740	UC 211-32		2.36
60 2-1/4	UCC 212	130	38	2.5	65.1	25.4	UC 212	C 212	2.48
	UCC 212-36	5-1/8	1-1/2	3/32	2.5630	1.0000	UC 212-36		2.62
65 2-1/2	UCC 213	140	40	3.0	65.1	25.4	UC 213	C 213	2.97
	UCC 213-40	5-3/64	1-37/64	1/8	2.5630	1.0000	UC 213-40		3.05

- Remark: 1) Regular production in "J" tolerance.
 2) Bearing unit with grease holes and grease groove.
 3) Bearing unit without stop pin.



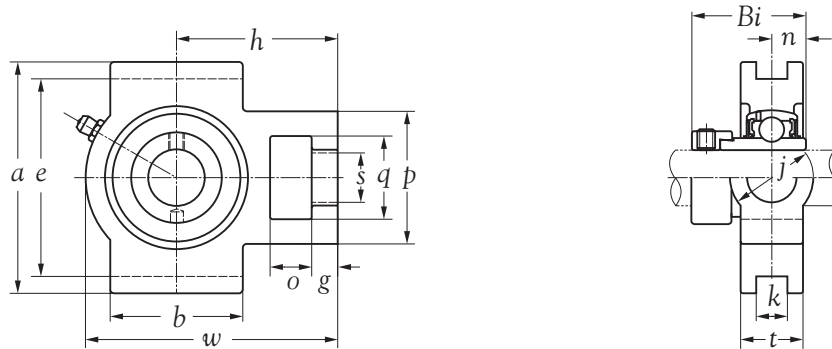
Shaft dia. mm inch	Unit number	Nominal dimensions															Bearing number	Housing number	Mass of unit Kg
		mm inch																	
		o	g	p	q	s	b	k	e	a	w	j	t	h	Bi	n			
12 <i>1/2</i>	UCT 201	16	10	51	32	19	51	12	76	89	94	32	21	61	31.0	12.7	UC 201	T 204	0.77
	UCT 201-8	5/8	25/64	2-1/64	1-17/64	3/4	2-1/64	15/32	2-63/64	3-1/2	3-45/64	1-17/64	53/64	2-13/32	1.2205	0.5000	UC 201-8		0.77
15 <i>5/8</i>	UCT 202	16	10	51	32	19	51	12	76	89	94	32	21	61	31.0	12.7	UC 202	T 204	0.76
	UCT 202-10	5/8	25/64	2-1/64	1-17/64	3/4	2-1/64	15/32	2-63/64	3-1/2	3-45/64	1-17/64	53/64	2-13/32	1.2205	0.5000	UC 202-10		0.76
17 <i>11/16</i>	UCT 203	16	10	51	32	19	51	12	76	89	94	32	21	61	31.0	12.7	UC 203	T 204	0.75
	UCT 203-11	5/8	25/64	2-1/64	1-17/64	3/4	2-1/64	15/32	2-63/64	3-1/2	3-45/64	1-17/64	53/64	2-13/32	1.2205	0.5000	UC 203-11		0.75
20 <i>3/4</i>	UCT 204	16	10	51	32	19	51	12	76	89	94	32	21	61	31.0	12.7	UC 204	T 204	0.73
	UCT 204-12	5/8	25/64	2-1/64	1-17/64	3/4	2-1/64	15/32	2-63/64	3-1/2	3-45/64	1-17/64	53/64	2-13/32	1.2205	0.5000	UC 204-12		0.74
25 <i>1</i>	UCT 205	16	10	51	32	19	51	12	76	89	97	32	24	62	34.1	14.3	UC 205	T 205	0.83
	UCT 205-16	5/8	25/64	2-1/64	1-17/64	3/4	2-1/64	15/32	2-63/64	3-1/2	3-13/16	1-17/64	15/16	2-7/16	1.3425	0.5630	UC 205-16		0.82
30 <i>1-1/8</i> <i>1-1/4</i>	UCT 206	16	10	56	37	22	57	12	89	102	113	37	28	70	38.1	15.9	UC 206	T 206	1.26
	UCT 206-18	5/8	25/64	2-13/64	1-29/64	55/64	2-1/4	15/32	3-1/2	4-1/64	4-29/64	1-29/64	1-7/64	2-3/4	1.5000	0.6260	UC 206-18		1.28
	UCT 206-20	5/8	25/64	2-13/64	1-29/64	55/64	2-1/4	15/32	3-1/2	4-1/64	4-29/64	1-29/64	1-7/64	2-3/4	1.5000	0.6260	UC 206-20		1.24
35 <i>1-1/4</i> <i>1-3/8</i>	UCT 207	16	13	64	37	22	64	12	89	102	129	37	30	78	42.9	17.5	UC 207	T 207	1.58
	UCT 207-20	5/8	3/64	2-3/64	1-29/64	55/64	2-3/64	15/32	3-1/2	4-1/64	5-5/64	1-29/64	1-3/16	3-5/64	1.6890	0.6890	UC 207-20		1.64
	UCT 207-22	5/8	3/64	2-3/64	1-29/64	55/64	2-3/64	15/32	3-1/2	4-1/64	5-5/64	1-29/64	1-3/16	3-5/64	1.6890	0.6890	UC 207-22		1.59
40 <i>1-1/2</i>	UCT 208	19	16	83	49	29	83	16	102	114	144	49	33	88	49.2	19.0	UC 208	T 208	2.31
	UCT 208-24	3/4	5/8	3-17/64	1-59/64	1-9/64	3-17/64	5/8	4-1/64	4-31/64	5-43/64	1-59/64	1-19/64	3-15/32	1.9370	0.7480	UC 208-24		2.35
45 <i>1-5/8</i> <i>1-3/4</i>	UCT 209	19	16	83	49	29	83	16	102	117	144	49	35	87	49.2	19.0	UC 209	T 209	2.28
	UCT 209-26	3/4	5/8	3-17/64	1-59/64	1-9/64	3-17/64	5/8	4-1/64	4-39/64	5-43/64	1-59/64	1-3/8	3-27/64	1.9370	0.7480	UC 209-26		2.38
	UCT 209-28	3/4	5/8	3-17/64	1-59/64	1-9/64	3-17/64	5/8	4-1/64	4-39/64	5-43/64	1-59/64	1-3/8	3-27/64	1.9370	0.7480	UC 209-28		2.30
50 <i>1-7/8</i>	UCT 210	19	16	83	49	29	86	16	102	117	149	49	37	90	51.6	19.0	UC 210	T 210	2.50
	UCT 210-30	3/4	5/8	3-17/64	1-59/64	1-9/64	3-25/64	5/8	4-1/64	4-39/64	5-55/64	1-59/64	1-29/64	3-35/64	2.0315	0.7480	UC 210-30		2.57
55 <i>2</i>	UCT 211	25	19	102	64	35	95	22	130	146	171	64	38	106	55.6	22.2	UC 211	T 211	3.79
	UCT 211-32	63/64	3/4	4-1/64	2-3/64	1-3/8	3-47/64	55/64	5-1/8	5-3/4	6-47/64	2-3/64	1-1/2	4-11/64	2.1890	0.8740	UC 211-32		3.94
60 <i>2-1/4</i>	UCT 212	32	19	102	64	35	102	22	130	146	194	64	42	119	65.1	25.4	UC 212	T 212	4.79
	UCT 212-36	1-17/64	3/4	4-1/64	2-3/64	1-3/8	4-1/64	55/64	5-1/8	5-3/4	7-41/64	2-3/64	1-21/32	4-11/16	2.5630	1.0000	UC 212-36		4.93
65 <i>2-1/2</i>	UCT 213	32	21	111	70	41	121	26	151	167	224	70	44	137	65.1	25.4	UC 213	T 213	6.66
	UCT 213-40	1-17/64	53/64	4-3/8	2-3/4	1-39/64	4-49/64	1-1/64	5-15/16	6-37/64	8-13/16	2-3/4	1-47/64	5-25/64	2.5630	1.0000	UC 213-40		6.74
70 <i>2-3/4</i>	UCT 214	32	21	111	70	41	121	26	151	167	224	70	46	137	74.6	30.2	UC 214	T 214	6.75
	UCT 214-44	1-17/64	53/64	4-3/8	2-3/4	1-39/64	4-49/64	1-1/64	5-15/16	6-37/64	8-13/16	2-3/4	1-13/16	5-25/64	2.9370	1.1890	UC 214-44		6.76

Remark: 1) Regular production in "J" tolerance.
2) Bearing unit with grease holes and grease groove.
3) Bearing unit without stop pin.



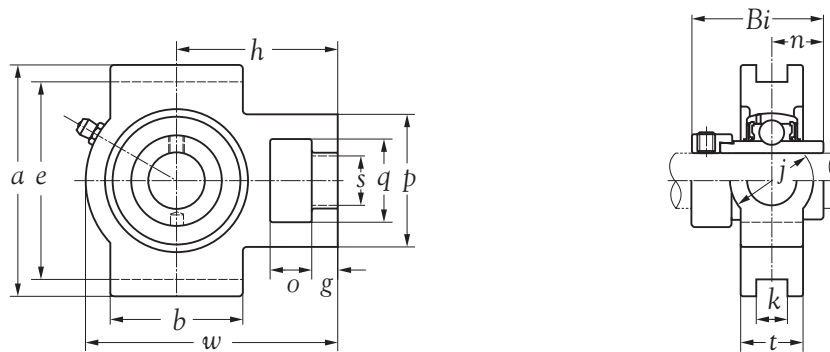
Shaft dia. mm inch	Unit number	Nominal dimensions														Bearing number	Housing number	Mass of unit Kg	
		mm inch																	
		<i>o</i>	<i>g</i>	<i>p</i>	<i>q</i>	<i>s</i>	<i>b</i>	<i>k</i>	<i>e</i>	<i>a</i>	<i>w</i>	<i>j</i>	<i>t</i>	<i>h</i>	<i>Bi</i>	<i>n</i>			
75 3	UCT 215	32	21	111	70	41	121	26	151	167	232	70	48	140	77.8	33.3	UC 215	T 215	7.11
	UCT 215-48	1-17/64	53/64	4-3/8	2-3/4	1-39/64	4-49/64	1-1/64	5-15/16	6-37/64	9-9/64	2-3/4	1-57/64	5-3/64	3.0630	1.3110	UC 215-48	T 215	7.03
80 3-1/8	UCT 216	32	21	111	70	41	121	26	165	184	235	70	51	140	82.6	33.3	UC 216	T 216	8.19
	UCT 216-50	1-17/64	53/64	4-3/8	2-3/4	1-39/64	4-49/64	1-1/64	6-1/2	7-1/4	9-1/4	2-3/4	2-1/64	5-3/64	3.2520	1.3110	UC 216-50	T 216	8.24
85 3-1/4	UCT 217	38	29	124	73	48	157	30	173	198	260	73	54	162	85.7	34.1	UC 217	T 217	10.58
	UCT 217-52	1-1/2	1-9/64	4-7/8	2-7/8	1-57/64	6-3/16	1-3/16	6-13/16	7-51/64	10-15/64	2-7/8	2-1/8	6-3/8	3.3740	1.3425	UC 217-52	T 217	10.80

Remark: 1) Regular production in "J" tolerance.
 2) Bearing unit with grease holes and grease groove.
 3) Bearing unit without stop pin.



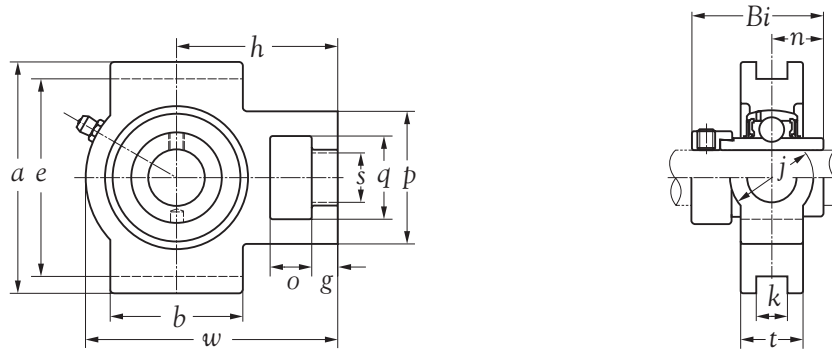
Shaft dia. mm inch	Unit number	Nominal dimensions														Bearing number	Housing number	Mass of unit Kg	
		mm inch																	
		<i>o</i>	<i>g</i>	<i>p</i>	<i>q</i>	<i>s</i>	<i>b</i>	<i>k</i>	<i>e</i>	<i>a</i>	<i>w</i>	<i>j</i>	<i>t</i>	<i>h</i>	<i>Bi</i>	<i>n</i>			
20 3/4	SAT 204	16	10	51	32	19	51	12	76	89	94	32	21	61	31.0	7.5	SA 204	T 204	0.74
	SAT 204-12	5/8	25/64	2-1/64	1-17/64	3/4	2-1/64	15/32	2-63/64	3-1/2	3-45/64	1-17/64	53/64	2-13/32	1.2205	0.2953	SA 204-12		0.75
25 1	SAT 205	16	10	51	32	19	51	12	76	89	97	32	24	62	31.0	7.5	SA 205	T 205	0.82
	SAT 205-16	5/8	25/64	2-1/64	1-17/64	3/4	2-1/64	15/32	2-63/64	3-1/2	3-13/16	1-17/64	15/16	2-7/16	1.2205	0.2953	SA 205-16		0.80
30 1-1/8 1-1/4	SAT 206	16	10	56	37	22	57	12	89	102	113	37	28	70	35.7	9.0	SA 206	T 206	1.27
	SAT 206-18	5/8	25/64	2-13/64	1-29/64	55/64	2-1/4	15/32	3-1/2	4-1/64	4-29/64	1-29/64	1-7/64	2-3/4	1.4055	0.3543	SA 206-18		1.29
	SAT 206-20	5/8	25/64	2-13/64	1-29/64	55/64	2-1/4	15/32	3-1/2	4-1/64	4-29/64	1-29/64	1-7/64	2-3/4	1.4055	0.3543	SA 206-20		1.22
35 1-1/4 1-3/8	SAT 207	16	13	64	37	22	64	12	89	102	129	37	30	78	38.9	9.5	SA 207	T 207	1.61
	SAT 207-20	5/8	3/64	2-3/64	1-29/64	55/64	2-3/64	15/32	3-1/2	4-1/64	5-5/64	1-29/64	1-3/16	3-5/64	1.5315	0.3740	SA 207-20		1.67
	SAT 207-22	5/8	3/64	2-3/64	1-29/64	55/64	2-3/64	15/32	3-1/2	4-1/64	5-5/64	1-29/64	1-3/16	3-5/64	1.5315	0.3740	SA 207-22		1.62
40 1-1/2	SAT 208	19	16	83	49	29	83	16	102	114	144	49	33	88	43.7	11.0	SA 208	T 208	2.32
	SAT 208-24	3/4	5/8	3-17/64	1-59/64	1-9/64	3-17/64	5/8	4-1/64	4-31/64	5-43/64	1-59/64	1-19/64	3-15/32	1.7205	0.4331	SA 208-24		2.35
45 1-5/8 1-3/4	SAT 209	19	16	83	49	29	83	16	102	117	144	49	35	87	43.7	11.0	SA 209	T 209	2.29
	SAT 209-26	3/4	5/8	3-17/64	1-59/64	1-9/64	3-17/64	5/8	4-1/64	4-39/64	5-43/64	1-59/64	1-3/8	3-27/64	1.7205	0.4331	SA 209-26		2.42
	SAT 209-28	3/4	5/8	3-17/64	1-59/64	1-9/64	3-17/64	5/8	4-1/64	4-39/64	5-43/64	1-59/64	1-3/8	3-27/64	1.7205	0.4331	SA 209-28		2.33
50 1-7/8	SAT 210	19	16	83	49	29	86	16	102	117	149	49	37	90	43.7	11.0	SA 210	T 210	2.50
	SAT 210-30	3/4	5/8	3-17/64	1-59/64	1-9/64	3-25/64	5/8	4-1/64	4-39/64	5-55/64	1-59/64	1-29/64	3-35/64	1.7205	0.4331	SA 210-30		2.55
55 2	SAT 211	25	19	102	64	35	95	22	130	146	171	64	38	106	48.4	12.0	SA 211	T 211	3.54
	SAT 211-32	63/64	3/4	4-1/64	2-3/64	1-3/8	3-47/64	55/64	5-1/8	5-3/4	6-47/64	2-3/64	1-1/2	4-11/64	1.9055	0.4724	SA 211-32		3.85

- Remark: 1) Regular production in "J" tolerance.
 2) Bearing unit with grease holes and grease groove.
 3) Bearing unit without stop pin.



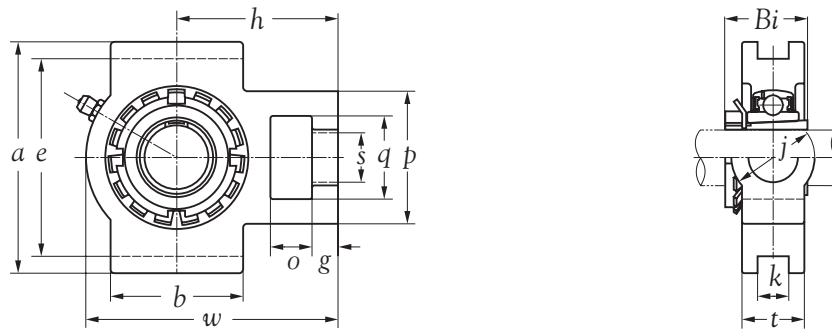
Shaft dia. mm inch	Unit number	Nominal dimensions															Bearing number	Housing number	Mass of unit Kg
		mm inch																	
		<i>o</i>	<i>g</i>	<i>p</i>	<i>q</i>	<i>s</i>	<i>b</i>	<i>k</i>	<i>e</i>	<i>a</i>	<i>w</i>	<i>j</i>	<i>t</i>	<i>h</i>	<i>Bi</i>	<i>n</i>			
12 1/2	UEL201	16	12	51	32	19	51	12	76	89	94	32	21	61	43.5	17.0	UEL201	T 204	0.83
	UEL201-8	5/8	25/64	2-1/64	1-17/64	3/4	2-1/64	15/32	2-63/64	3-1/2	3-45/64	1-17/64	53/64	2-13/32	1.7126	0.6693	UEL201-8		0.83
15 5/8	UEL202	16	12	51	32	19	51	12	76	89	94	32	21	61	43.5	17.0	UEL202	T 204	0.81
	UEL202-10	5/8	25/64	2-1/64	1-17/64	3/4	2-1/64	15/32	2-63/64	3-1/2	3-45/64	1-17/64	53/64	2-13/32	1.7126	0.6693	UEL202-10		0.81
17 11/16	UEL203	16	12	51	32	19	51	12	76	89	94	32	21	61	43.5	17.0	UEL203	T 204	0.80
	UEL203-11	5/8	25/64	2-1/64	1-17/64	3/4	2-1/64	15/32	2-63/64	3-1/2	3-45/64	1-17/64	53/64	2-13/32	1.7126	0.6693	UEL203-11		0.80
20 3/4	UEL204	16	12	51	32	19	51	12	76	89	94	32	21	61	43.5	17.0	UEL204	T 204	0.78
	UEL204-12	5/8	25/64	2-1/64	1-17/64	3/4	2-1/64	15/32	2-63/64	3-1/2	3-45/64	1-17/64	53/64	2-13/32	1.7126	0.6693	UEL204-12		0.79
25 1	UEL205	16	12	51	32	19	51	12	76	89	97	32	24	62	44.3	17.4	UEL205	T 205	0.87
	UEL205-16	5/8	25/64	2-1/64	1-17/64	3/4	2-1/64	15/32	2-63/64	3-1/2	3-13/16	1-17/64	15/16	2-7/16	1.7441	0.6850	UEL205-16		0.86
30 1-1/8 1-1/4	UEL206	16	12	56	37	22	57	12	89	102	113	37	28	70	48.3	18.2	UEL206	T 206	1.35
	UEL206-18	5/8	25/64	13/64	1-29/64	55/64	2-1/4	15/32	3-1/2	4-1/64	4-29/64	1-29/64	1-7/64	2-3/4	1.9016	0.7165	UEL206-18		1.37
	UEL206-20	5/8	25/64	13/64	1-29/64	55/64	2-1/4	15/32	3-1/2	4-1/64	4-29/64	1-29/64	1-7/64	2-3/4	1.9016	0.7165	UEL206-20		1.32
35 1-1/4 1-3/8	UEL207	16	15	64	37	22	64	12	89	102	129	37	30	78	51.1	18.8	UEL207	T 207	1.71
	UEL207-20	5/8	3/64	2-3/64	1-29/64	55/64	2-3/64	15/32	3-1/2	4-1/64	5-5/64	1-29/64	1-3/16	3-5/64	2.0118	0.7402	UEL207-20		1.79
	UEL207-22	5/8	3/64	2-3/64	1-29/64	55/64	2-3/64	15/32	3-1/2	4-1/64	5-5/64	1-29/64	1-3/16	3-5/64	2.0118	0.7402	UEL207-22		1.72
40 1-1/2	UEL208	19	18	83	49	29	83	16	102	114	144	49	33	88	56.3	21.4	UEL208	T 208	2.45
	UEL208-24	3/4	5/8	3-17/64	1-59/64	1-9/64	3-17/64	5/8	4-1/64	4-31/64	5-43/64	1-59/64	1-19/64	3-15/32	2.2165	0.8425	UEL208-24		2.50
45 1-5/8 1-3/4	UEL209	19	18	83	49	29	83	16	102	117	144	49	35	87	56.3	21.4	UEL209	T 209	2.45
	UEL209-26	3/4	5/8	3-17/64	1-59/64	1-9/64	3-17/64	5/8	4-1/64	4-39/64	5-43/64	1-59/64	1-3/8	3-27/64	2.2165	0.8425	UEL209-26		2.56
	UEL209-28	3/4	5/8	3-17/64	1-59/64	1-9/64	3-17/64	5/8	4-1/64	4-39/64	5-43/64	1-59/64	1-3/8	3-27/64	2.2165	0.8425	UEL209-28		2.47
50 1-7/8	UEL210	19	18	83	49	29	86	16	102	117	149	49	37	90	62.7	24.6	UEL210	T 210	2.71
	UEL210-30	3/4	5/8	3-17/64	1-59/64	1-9/64	3-25/64	5/8	4-1/64	4-39/64	5-55/64	1-59/64	1-29/64	3-35/64	2.4685	0.9685	UEL210-30		2.80
55 2	UEL211	25	21	102	64	35	95	22	130	146	171	64	38	106	71.4	27.7	UEL211	T 211	4.06
	UEL211-32	63/64	3/4	4-1/64	2-3/64	1-3/8	3-47/64	55/64	5-1/8	5-3/4	6-47/64	2-3/64	1-1/2	4-11/64	2.8110	1.0906	UEL211-32		4.25
60 2-1/4	UEL212	32	21	102	64	35	102	22	130	146	194	64	42	119	77.8	30.9	UEL212	T 212	5.13
	UEL212-36	1-17/64	3/4	4-1/64	2-3/64	1-3/8	4-1/64	55/64	5-1/8	5-3/4	7-41/64	2-3/64	1-21/32	4-11/16	3.0630	1.2165	UEL212-36		5.29
65 2-1/2	UEL213	32	23	111	70	41	121	26	151	167	224	70	44	137	85.7	34.1	UEL213	T 213	7.21
	UEL213-40	1-17/64	53/64	4-3/8	2-3/4	1-39/64	4-49/64	1-1/64	5-15/16	6-37/64	8-13/16	2-3/4	1-47/64	5-25/64	3.3740	1.3425	UEL213-40		7.31
70 2-3/4	UEL214	32	23	111	70	41	121	26	151	167	224	70	46	137	85.7	34.1	UEL214	T 214	7.27
	UEL214-44	1-17/64	53/64	4-3/8	2-3/4	1-39/64	4-49/64	1-1/64	5-15/16	6-37/64	8-13/16	2-3/4	1-13/16	5-25/64	3.3740	1.3425	UEL214-44		7.28

Remark: 1) Regular production in "J" tolerance.
2) Bearing unit with grease holes and grease groove.
3) Bearing unit without stop pin.



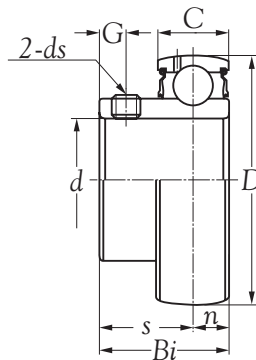
Shaft dia. mm inch	Unit number	Nominal dimensions														Bearing number	Housing number	Mass of unit Kg	
		o	g	p	q	s	b	k	e	a	w	j	t	h	Bi				n
75 3	UEL T 215	32	23	111	70	41	121	26	151	167	232	70	48	140	92.1	37.3	UEL 215	T 215	7.74
	UEL T 215-48	1-17/64	53/64	4-3/8	2-3/4	1-39/64	4-49/64	1-1/64	5-15/16	6-37/64	9-9/64	2-3/4	1-57/64	5-3/64	3.6260	1.4685	UEL 215-48		7.64

- Remark: 1) Regular production in "J" tolerance.
 2) Bearing unit with grease holes and grease groove.
 3) Bearing unit without stop pin.



Shaft dia. mm	Unit number	Nominal dimensions mm														Bearing number	Housing number	Mass of unit Kg
		<i>o</i>	<i>g</i>	<i>p</i>	<i>q</i>	<i>s</i>	<i>b</i>	<i>k</i>	<i>e</i>	<i>a</i>	<i>w</i>	<i>j</i>	<i>t</i>	<i>h</i>	<i>Bi</i>			
20	UKT 205	16	12	51	32	19	51	12	76	89	97	32	24	62	35	UK 205	T 205	0.77
25	UKT 206	16	12	56	37	22	57	12	89	102	113	37	28	70	38	UK 206	T 206	1.19
30	UKT 207	16	15	64	37	22	64	12	89	102	129	37	30	78	43	UK 207	T 207	1.48
35	UKT 208	19	18	83	49	29	83	16	102	114	144	49	33	88	46	UK 208	T 208	2.15
40	UKT 209	19	18	83	49	29	83	16	102	117	144	49	35	87	50	UK 209	T 209	2.13
45	UKT 210	19	18	83	49	29	86	16	102	117	149	49	37	90	55	UK 210	T 210	2.29
50	UKT 211	25	21	102	64	35	95	22	130	146	171	64	38	106	59	UK 211	T 211	3.44
55	UKT 212	32	21	102	64	35	102	22	130	146	194	64	42	119	62	UK 212	T 212	4.29
60	UKT 213	32	23	111	70	41	121	26	151	167	224	70	44	137	65	UK 213	T 213	6.16

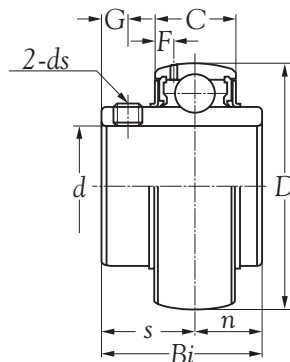
- Remark: 1) Regular production in "J" tolerance.
 2) Bearing unit with grease holes and grease groove.
 3) Bearing unit without stop pin.



Shaft dia. mm inch	Bearing number	Nominal dimensions								Basic load ratings		Weight Kg
		<i>d</i>	<i>D</i>	<i>Bi</i>	<i>C</i>	<i>n</i>	<i>s</i>	<i>G</i>	<i>ds</i>	N dynamic <i>Cr</i>	N static <i>Cor</i>	
12	SB 201 D1	12	40	22	12	6.0	16.0	4.0	M 5X0.8	9,600	4,600	0.10
1/2	SB 201-8 D1	0.5000	1.5748	0.8661	0.4724	0.2362	0.6299	0.1575	10#-32 UNF	9,600	4,600	0.10
15	SB 202 D1	15	40	22	12	6.0	16.0	4.0	M 5X0.8	9,600	4,600	0.09
5/8	SB 202-10 D1	0.6250	1.5748	0.8661	0.4724	0.2362	0.6299	0.1575	10#-32 UNF	9,600	4,600	0.09
17	SB 203 D1	17	40	22	12	6.0	16.0	4.0	M 5X0.8	9,600	4,600	0.08
11/16	SB 203-11 D1	0.6875	1.5748	0.8661	0.4724	0.2362	0.6299	0.1575	10#-32 UNF	9,600	4,600	0.08
20	SB 204 D1	20	47	25	14	7.0	18.0	5.0	M 6X0.75	12,800	6,650	0.13
3/4	SB 204-12 D1	0.7500	1.8504	0.9842	0.5512	0.2756	0.7086	0.1968	1/4-28 UNF	12,800	6,650	0.15
25	SB 205 D1	25	52	27	15	7.5	19.5	5.5	M 6X0.75	14,000	7,850	0.17
1	SB 205-16 D1	1.0000	2.0472	1.0630	0.5906	0.2953	0.7677	0.2165	1/4-28 UNF	14,000	7,850	0.16
30	SB 206 D1	30	62	30	18	9.0	21.0	6.0	M 6X0.75	19,500	11,300	0.26
1-1/8	SB 206-18 D1	1.1250	2.4409	1.1811	0.7087	0.3543	0.8268	0.2362	1/4-28 UNF	19,500	11,300	0.27
1-1/4	SB 206-20 D1	1.2500	2.4409	1.1811	0.7087	0.3543	0.8268	0.2362	1/4-28 UNF	19,500	11,300	0.24
35	SB 207 D1	35	72	33	19	9.5	23.5	6.5	M 8X1	25,700	15,300	0.38
1-1/4	SB 207-20 D1	1.2500	2.8346	1.2992	0.7480	0.3740	0.9252	0.2559	5/16-24 UNF	25,700	15,300	0.43
1-3/8	SB 207-22 D1	1.3750	2.8346	1.2992	0.7480	0.3740	0.9252	0.2559	5/16-24 UNF	25,700	15,300	0.41
40	SB 208 D1	40	80	36	22	11.0	25.0	8.0	M 8X1	29,100	17,800	0.50
1-1/2	SB 208-24 D1	1.5000	3.1496	1.4173	0.8661	0.4330	0.9843	0.3150	5/16-24 UNF	29,100	17,800	0.54

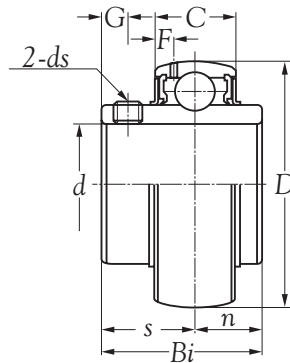
Remark: 1) Bearing with grease holes.

2) Bearing without stop pin.



Shaft dia. mm inch	Bearing number	Nominal dimensions									Basic load ratings		Weight Kg
		mm inch									N		
		d	D	Bi	C	n	s	G	F	ds	dynamic Cr	static Cor	
12 1/2	UC 201 D1	12	47	31.0	16	12.7	18.3	5.0	4.0	M 6X0.75	12,800	6,650	0.21
	UC 201-8 D1	0.5000	1.8504	1.2205	0.6299	0.5000	0.7205	0.1968	0.1575	1/4-28 UNF			
15 5/8	UC 202 D1	15	47	31.0	16	12.7	18.3	5.0	4.0	M 6X0.75	12,800	6,650	0.20
	UC 202-10 D1	0.6250	1.8504	1.2205	0.6299	0.5000	0.7205	0.1968	0.1575	1/4-28 UNF			
17 11/16	UC 203 D1	17	47	31.0	16	12.7	18.3	5.0	4.0	M 6X0.75	12,800	6,650	0.19
	UC 203-11 D1	0.6875	1.8504	1.2205	0.6299	0.5000	0.7205	0.1968	0.1575	1/4-28 UNF			
20 3/4	UC 204 D1	20	47	31.0	16	12.7	18.3	5.0	4.0	M 6X0.75	12,800	6,650	0.17
	UC 204-12 D1	0.7500	1.8504	1.2205	0.6299	0.5000	0.7205	0.1968	0.1575	1/4-28 UNF			
25 1	UC 205 D1	25	52	34.1	17	14.3	19.8	5.5	4.3	M 6X0.75	14,000	7,850	0.21
	UC 205-16 D1	1.0000	2.0472	1.3425	0.6693	0.5630	0.7795	0.2165	0.1702	1/4-28 UNF			
30 1-1/8 1-1/4	UC 206 D1	30	62	38.1	19	15.9	22.2	6.0	4.7	M 6X0.75	19,500	11,300	0.32
	UC 206-18 D1	1.1250	2.4409	1.5000	0.7480	0.6260	0.8740	0.2362	0.1850	1/4-28 UNF			
	UC 206-20 D1	1.2500											
35 1-1/4 1-3/8	UC 207 D1	35	72	42.9	20	17.5	25.4	6.5	4.6	M 8X1	25,700	15,300	0.47
	UC 207-20 D1	1.2500	2.8346	1.6890	0.7874	0.6890	1.0000	0.2559	0.1811	5/16-24 UNF			
	UC 207-22 D1	1.3750											
40 1-1/2	UC 208 D1	40	80	49.2	21	19.0	30.2	8.0	4.6	M 8X1	29,100	17,800	0.64
	UC 208-24 D1	1.5000	3.1496	1.9370	0.8268	0.7480	1.1890	0.3150	0.1811	5/16-24 UNF			
45 1-5/8 1-3/4	UC 209 D1	45	85	49.2	22	19.0	30.2	8.0	4.9	M 8X1	32,500	20,400	0.68
	UC 209-26 D1	1.6250	3.3464	1.9370	0.8661	0.7480	1.1890	0.3150	0.1929	5/16-24 UNF			
	UC 209-28 D1	1.7500											
50 1-7/8	UC 210 D1	50	90	51.6	24	19.0	32.6	9.0	5.5	M 10X1.25	35,000	23,200	0.80
	UC 210-30 D1	1.8750	3.5433	2.0315	0.9449	0.7480	1.2835	0.3543	0.2166	3/8-24 UNF			
55 2	UC 211 D1	55	100	55.6	25	22.2	33.4	9.0	5.4	M 10X1.25	43,500	29,200	1.12
	UC 211-32 D1	2.0000	3.9370	2.1890	0.9842	0.8740	1.3150	0.3543	0.2126	3/8-24 UNF			
60 2-1/4	UC 212 D1	60	110	65.1	27	25.4	39.7	10.5	5.9	M 10X1.25	52,500	36,000	1.53
	UC 212-36 D1	2.2500	4.3307	2.5630	1.0630	1.0000	1.5630	0.4134	0.2323	3/8-24 UNF			
65 2-1/2	UC 213 D1	65	120	65.1	28	25.4	39.7	12.0	5.5	M 12X1.5	57,500	40,000	1.86
	UC 213-40 D1	2.5000	4.7244	2.5630	1.1024	1.0000	1.5630	0.4724	0.2166	1/2-20 UNF			
70 2-3/4	UC 214 D1	70	125	74.6	30	30.2	44.4	12.0	6.1	M 12X1.5	62,000	44,000	2.05
	UC 214-44 D1	2.7500	4.9212	2.9370	1.1811	1.1890	1.7480	0.4724	0.2402	1/2-20 UNF			

Remark: 1) Bearing with grease holes and grease groove.
2) Bearing without stop pin.

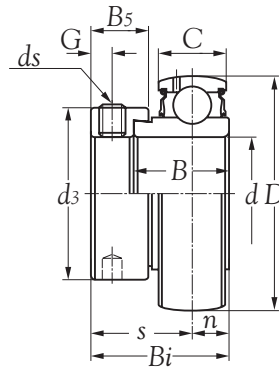


Shaft dia. mm inch	Bearing number	Nominal dimensions									Basic load ratings		Weight Kg
		<i>d</i>	<i>D</i>	<i>Bi</i>	<i>C</i>	<i>n</i>	<i>s</i>	<i>G</i>	<i>F</i>	<i>ds</i>	N dynamic <i>Cr</i>	N static <i>Cor</i>	
75 3	UC 215 D1	75	130	77.8	32	33.3	44.5	12.0	7.0	M 12X1.5	66,000	49,500	2.21
	UC 215-48 D1	3.0000	5.1181	3.0630	1.2598	1.3110	1.7520	0.4724	0.2756	1/2-20 UNF			
80 3-1/8	UC 216 D1	80	140	82.6	33	33.3	49.3	14.0	7.5	M 12X1.5	72,500	53,000	2.79
	UC 216-50 D1	3.1250	5.5118	3.2520	1.2992	1.3110	1.9409	0.5512	0.2953	1/2-20 UNF			
85 3-1/4	UC 217 D1	85	150	85.7	35	34.1	51.6	14.0	7.5	M 12X1.5	83,500	64,000	3.38
	UC 217-52 D1	3.2500	5.9055	3.3740	1.3780	1.3425	2.0315	0.5512	0.2953	1/2-20 UNF			
90 3-1/2	UC 218 D1	90	160	96.0	37	39.7	56.3	15.0	8.0	M 12X1.5	96,000	71,500	4.45
	UC 218-56 D1	3.5000	6.2992	3.7795	1.4567	1.5630	2.2165	0.5906	0.3150	1/2-20 UNF			

Remark: 1) Bearing with grease holes and grease groove.
 2) Bearing without stop pin.



STANDARD DUTY SPHERICAL OUTSIDE SURFACE BALL BEARINGS
ECCENTRIC LOCKING COLLAR TYPE

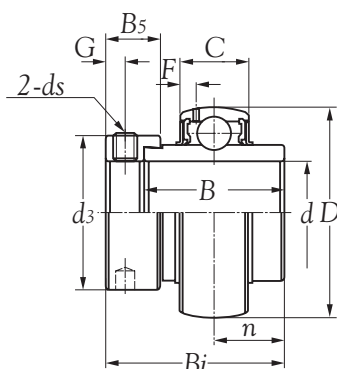


Shaft dia. mm inch	Bearing number	Nominal dimensions											Basic load ratings		Weight Kg
		mm											N		
		<i>d</i>	<i>D</i>	<i>Bi</i>	<i>B</i>	<i>C</i>	<i>n</i>	<i>s</i>	<i>G</i>	<i>ds</i>	<i>d3</i>	<i>B5</i>	dynamic <i>Cr</i>	static <i>Cor</i>	
12 1/2	SA 201 D1	12	40	28.6	19.1	13	6.5	22.1	5.0	M 6X0.75	28.6	13.5	9,600	4,600	0.14
	SA 201-8 D1	0.5000	1.5748	1.1260	0.7520	0.5118	0.2559	0.8701	0.1968	1/4-28 UNF	1.1260	0.5315			
15 5/8	SA 202 D1	15	40	28.6	19.1	13	6.5	22.1	5.0	M 6X0.75	28.6	13.5	9,600	4,600	0.13
	SA 202-10 D1	0.6250	1.5748	1.1260	0.7520	0.5118	0.2559	0.8701	0.1968	1/4-28 UNF	1.1260	0.5315			
17 11/16	SA 203 D1	17	40	28.6	19.1	13	6.5	22.1	5.0	M 6X0.75	28.6	13.5	9,600	4,600	0.12
	SA 203-11 D1	0.6875	1.5748	1.1260	0.7520	0.5118	0.2559	0.8701	0.1968	1/4-28 UNF	1.1260	0.5315			
20 3/4	SA 204 D1	20	47	31.0	21.5	15	7.5	23.5	5.0	M 6X0.75	33.3	13.5	12,800	6,650	0.18
	SA 204-12 D1	0.7500	1.8504	1.2205	0.8464	0.5906	0.2953	0.9252	0.1968	1/4-28 UNF	1.3110	0.5315			
25 1	SA 205 D1	25	52	31.0	21.5	15	7.5	23.5	5.0	M 6X0.75	38.1	13.5	14,000	7,850	0.20
	SA 205-16 D1	1.0000	2.0472	1.2205	0.8464	0.5906	0.2953	0.9252	0.1968	1/4-28 UNF	1.5000	0.5315			
30 1-1/8 1-1/4	SA 206 D1	30	62	35.7	23.8	18	9.0	26.7	6.0	M 8X1	44.5	15.9	19,500	11,300	0.33
	SA 206-18 D1	1.1250	2.4409	1.4055	0.9370	0.7087	0.3543	1.0512	0.2362	5/16-24 UNF	1.7520	0.6260			
	SA 206-20 D1	1.2500													
35 1-1/4 1-3/8	SA 207 D1	35	72	38.9	25.4	19	9.5	29.4	6.5	M 8X1	55.6	17.5	25,700	15,300	0.50
	SA 207-20 D1	1.2500	2.8346	1.5315	1.0000	0.7480	0.3740	1.1575	0.2559	5/16-24 UNF	2.1890	0.6890			
	SA 207-22 D1	1.3750													
40 1-1/2	SA 208 D1	40	80	43.7	30.2	22	11.0	32.7	6.5	M 10X1.25	60.3	18.3	29,100	17,800	0.65
	SA 208-24 D1	1.5000	3.1496	1.7205	1.1890	0.8661	0.4331	1.2874	0.2559	3/8-24 UNF	2.3740	0.7205			
45 1-5/8 1-3/4	SA 209 D1	45	85	43.7	30.2	22	11.0	32.7	6.5	M 10X1.25	63.5	18.3	32,500	20,400	0.69
	SA 209-26 D1	1.6250	3.3464	1.7205	1.1890	0.8661	0.4331	1.2874	0.2559	3/8-24 UNF	2.5000	0.7205			
	SA 209-28 D1	1.7500													
50 1-7/8	SA 210 D1	50	90	43.7	30.2	22	11.0	32.7	6.5	M 10X1.25	69.9	18.3	35,000	23,200	0.80
	SA 210-30 D1	1.8750	3.5433	1.7205	1.1890	0.8661	0.4331	1.2874	0.2559	3/8-24 UNF	2.7520	0.7205			
55 2	SA 211 D1	55	100	48.4	32.4	24	12.0	36.4	8.0	M 10X1.25	76.2	20.7	43,500	29,200	0.87
	SA 211-32 D1	2.0000	3.9370	1.9055	1.2756	0.9449	0.4724	1.4331	0.3150	3/8-24 UNF	3.0000	0.8150			

Remark: 1) Bearing with grease holes and grease groove.
2) Bearing without stop pin.



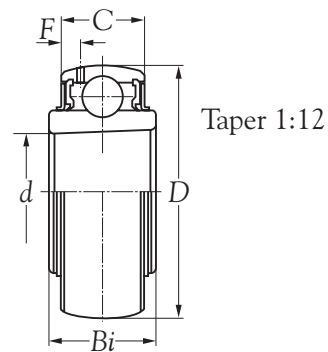
STANDARD DUTY SPHERICAL OUTSIDE SURFACE BALL BEARINGS ECCENTRIC LOCKING COLLAR TYPE



Shaft dia. mm inch	Bearing number	Nominal dimensions											Basic load ratings		Weight Kg
		mm inch											dynamic Cr	static Cor	
		d	D	Bi	C	n	B	G	d ₃	B ₅	F	d _s			
12 1/2	UEL 201 D1	12	47	43.5	16	17.0	34.0	5.0	33.3	13.5	4.0	M 6X0.75	12,800	6,650	0.27
	UEL 201-8 D1	0.5000	1.8504	1.7126	0.6299	0.6693	1.3386	0.1968	1.3110	0.5315	0.1575	1/4-28 UNF			
15 5/8	UEL 202 D1	15	47	43.5	16	17.0	34.0	5.0	33.3	13.5	4.0	M 6X0.75	12,800	6,650	0.25
	UEL 202-10 D1	0.6250	1.8504	1.7126	0.6299	0.6693	1.3386	0.1968	1.3110	0.5315	0.1575	1/4-28 UNF			
17 11/16	UEL 203 D1	17	47	43.5	16	17.0	34.0	5.0	33.3	13.5	4.0	M 6X0.75	12,800	6,650	0.24
	UEL 203-11 D1	0.6875	1.8504	1.7126	0.6299	0.6693	1.3386	0.1968	1.3110	0.5315	0.1575	1/4-28 UNF			
20 3/4	UEL 204 D1	20	47	43.5	16	17.0	34.0	5.0	33.3	13.5	4.0	M 6X0.75	12,800	6,650	0.22
	UEL 204-12 D1	0.7500	1.8504	1.7126	0.6299	0.6693	1.3386	0.1968	1.3110	0.5315	0.1575	1/4-28 UNF			
25	UEL 205 D1	25	52	44.3	17	17.4	34.8	5.0	38.1	13.5	4.3	M 6X0.75	14,000	7,850	0.25
	UEL 205-16 D1	1.0000	2.0472	1.7441	0.6693	0.6850	1.3701	0.1968	1.5000	0.5315	0.1693	1/4-28 UNF			
30 1-1/8 1-1/4	UEL 206 D1	30	62	48.3	19	18.2	36.4	6.0	44.5	15.9	4.7	M 8X1	19,500	11,300	0.41
	UEL 206-18 D1	1.1250	2.4409	1.9016	0.7480	0.7165	1.4331	0.2362	1.7520	0.6260	0.1850	5/16-24 UNF			
	UEL 206-20 D1	1.2500													
35 1-1/4 1-3/8	UEL 207 D1	35	72	51.1	20	18.8	37.6	6.5	55.6	17.5	4.6	M 8X1	25,700	15,300	0.60
	UEL 207-20 D1	1.2500	2.8346	2.0118	0.7874	0.7402	1.4803	0.2559	2.1890	0.6890	0.1811	5/16-24 UNF			
	UEL 207-22 D1	1.3750													
40 1-1/2	UEL 208 D1	40	80	56.3	21	21.4	42.8	6.5	60.3	18.3	4.6	M 10X1.25	29,100	17,800	0.78
	UEL 208-24 D1	1.5000	3.1496	2.2165	0.8268	0.8425	1.6850	0.2559	2.3740	0.7205	0.1811	3/8-24 UNF			
45 1-5/8 1-3/4	UEL 209 D1	45	85	56.3	22	21.4	42.8	6.5	63.5	18.3	4.9	M 10X1.25	32,500	20,400	0.85
	UEL 209-26 D1	1.6250	3.3464	2.2165	0.8661	0.8425	1.6850	0.2559	2.5000	0.7205	0.1929	3/8-24 UNF			
	UEL 209-28 D1	1.7500													
50 1-7/8	UEL 210 D1	50	90	62.7	24	24.6	49.2	6.5	69.9	18.3	5.5	M 10X1.25	35,000	23,200	1.01
	UEL 210-30 D1	1.8750	3.5433	2.4685	0.9449	0.9685	1.9370	0.2559	2.7520	0.7205	0.2166	3/8-24 UNF			
55	UEL 211 D1	55	100	71.4	25	27.7	55.4	8.0	76.2	20.7	5.4	M 10X1.25	43,500	29,200	1.39
	UEL 211-32 D1	2.0000	3.9370	2.8110	0.9842	1.0906	2.1811	0.3150	3.0000	0.8150	0.2126	3/8-24 UNF			
60 2-1/4	UEL 212 D1	60	110	77.8	27	30.9	61.9	8.0	84.2	22.3	5.9	M 10X1.25	52,500	36,000	1.87
	UEL 212-36 D1	2.2500	4.3307	3.0630	1.0630	1.2165	2.4370	0.3150	3.3150	0.8780	0.2323	3/8-24 UNF			
65 2-1/2	UEL 213 D1	65	120	85.7	28	34.1	68.6	8.5	86.0	23.5	5.5	M 10X1.25	57,500	40,000	2.41
	UEL 213-40 D1	2.5000	4.7244	3.3740	1.1024	1.3425	2.7008	0.3346	3.3858	0.9252	0.2166	3/8-24 UNF			
70 2-3/4	UEL 214 D1	70	125	85.7	30	34.1	68.6	8.5	90.0	23.5	6.1	M 10X1.25	62,000	44,000	2.57
	UEL 214-44 D1	2.7500	4.9212	3.3740	1.1811	1.3425	2.7008	0.3346	3.5433	0.9252	0.2402	3/8-24 UNF			
75	UEL 215 D1	75	130	92.1	32	37.3	75.0	8.5	102.0	23.5	6.8	M 10X1.25	66,000	49,500	2.84
	UEL 215-48 D1	3.0000	5.1181	3.6260	1.2598	1.4685	2.9528	0.3346	4.0157	0.9252	0.2677	3/8-24 UNF			

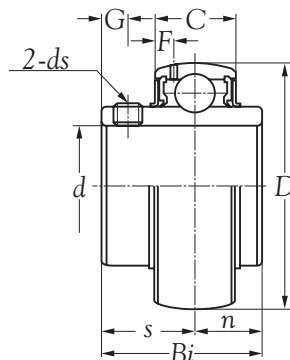
Remark: 1) Bearing with grease holes and grease groove.

2) Bearing without stop pin.



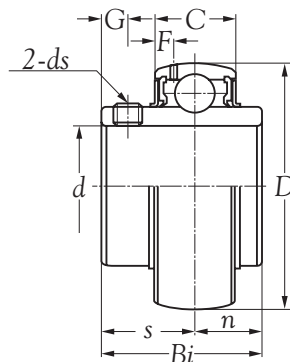
Shaft dia. mm	Bearing number	Nominal dimensions mm					Basic load ratings N		Weight Kg
		<i>d</i>	<i>D</i>	<i>Bi</i>	<i>C</i>	<i>F</i>	dynamic <i>Cr</i>	static <i>Cor</i>	
20	UK 205 D1	25	52	<u>23</u>	17	<u>4.3</u>	14,000	7,850	0.15
25	UK 206 D1	30	62	<u>26</u>	19	<u>4.7</u>	19,500	11,300	0.25
30	UK 207 D1	35	72	27	20	<u>4.6</u>	25,700	15,300	0.37
35	UK 208 D1	40	80	29	21	<u>4.6</u>	29,100	17,800	0.48
40	UK 209 D1	45	85	30	22	<u>4.9</u>	32,500	20,400	0.53
45	UK 210 D1	50	90	31	<u>24</u>	<u>5.5</u>	35,000	23,200	0.59
50	UK 211 D1	55	100	33	<u>25</u>	<u>5.4</u>	43,500	29,200	0.77
55	UK 212 D1	60	110	36	27	<u>5.9</u>	52,500	36,000	1.03
60	UK 213 D1	65	120	<u>38</u>	28	<u>5.5</u>	57,500	40,000	1.36

Remark: 1) Bearing with grease holes and grease groove.
 2) Bearing without stop pin.



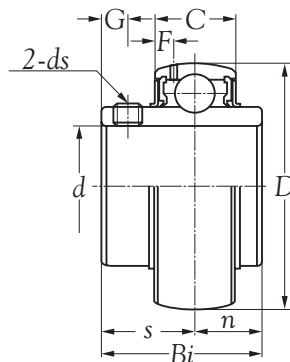
Shaft dia. mm inch	Bearing number	Nominal dimensions									Basic load ratings		Weight Kg		
		mm inch									N				
		<i>d</i>	<i>D</i>	<i>Bi</i>	<i>C</i>	<i>n</i>	<i>s</i>	<i>G</i>	<i>F</i>	<i>ds</i>	dynamic <i>Cr</i>	static <i>Cor</i>			
25	UC X05 D1	25	62	38.1	19	15.9	22.2	6.0	4.7	M 6X0.75	19,500	11,300	0.39		
13/16	UC X05-13 D1	0.8125													
7/8	UC X05-14 D1	0.8750	2.4409	1.5000	0.7480	0.6260	0.8740	0.2362	0.1850	1/4-28 UNF					0.42
15/16	UC X05-15 D1	0.9375													0.40
1	UC X05-16 D1	1.0000													0.38
30	UC X06 D1	30	72	42.9	20	17.5	25.4	6.5	4.6	M 8X1	25,700	15,300	0.58		
1-1/16	UC X06-17 D1	1.0625													
1-1/8	UC X06-18 D1	1.1250	2.8346	1.6890	0.7874	0.6890	1.0000	0.2559	0.1811	5/16-24 UNF					0.59
1-3/16	UC X06-19 D1	1.1875													0.56
1-1/4	UC X06-20 D1	1.2500													0.55
35	UC X07 D1	35	80	49.2	21	19.0	30.2	8.0	4.6	M 8X1	29,100	17,800	0.74		
1-1/4	UC X07-20 D1	1.2500													
1-5/16	UC X07-21 D1	1.3125	3.1496	1.9370	0.8268	0.7480	1.1890	0.3150	0.1811	5/16-24 UNF					0.77
1-3/8	UC X07-22 D1	1.3750													0.76
1-7/16	UC X07-23 D1	1.4375													0.72
40	UC X08 D1	40	85	49.2	22	19.0	30.2	8.0	4.9	M 8X1	32,500	20,400	0.83		
1-1/2	UC X08-24 D1	1.5000	3.3464	1.9370	0.8661	0.7480	1.1890	0.3150	0.1929	5/16-24 UNF					0.87
45	UC X09 D1	45	90	51.6	24	19.0	32.6	9.0	5.5	M 10X1.25	35,000	23,200	0.95		
1-5/8	UC X09-26 D1	1.6250													
1-11/16	UC X09-27 D1	1.6875	3.5433	2.0315	0.9449	0.7480	1.2835	0.3543	0.2166	3/8-24 UNF					1.10
1-3/4	UC X09-28 D1	1.7500											0.97		
50	UC X10 D1	50	100	55.6	25	22.2	33.4	9.0	5.4	M 10X1.25	43,500	29,200	1.29		
1-7/8	UC X10-30 D1	1.8750													
1-15/16	UC X10-31 D1	1.9375	3.9370	2.1890	0.9842	0.8740	1.3150	0.3543	0.2126	3/8-24 UNF					1.43
2	UC X10-32 D1	2.0000													1.32
55	UC X11 D1	55	110	65.1	27	25.4	39.7	10.5	5.9	M 10X1.25	52,500	36,000	1.26		
2	UC X11-32 D1	2.0000													
2-1/16	UC X11-33 D1	2.0625	4.3307	2.5630	1.0630	1.0000	1.5630	0.4134	0.2323	3/8-24 UNF					2.01
2-1/8	UC X11-34 D1	2.1250													1.98
2-3/16	UC X11-35 D1	2.1875													1.95

Remark: 1) Bearing with grease holes and grease groove.
 2) Bearing without stop pin.



Shaft dia. mm inch	Bearing number	Nominal dimensions									Basic load ratings		Weight Kg
		<i>d</i>	<i>D</i>	<i>Bi</i>	<i>C</i>	<i>n</i>	<i>s</i>	<i>G</i>	<i>F</i>	<i>ds</i>	N dynamic Cr	N static Cor	
60	UC X12 D1	60	120	65.1	28	25.4	39.7	12	5.5	M 12X1.5	57,500	40,000	2.05
2-1/4	UC X12-36 D1	2.2500											2.11
2-5/16	UC X12-37 D1	2.3125	4.7244	2.5630	1.1024	1.0000	1.5630	0.4724	0.2166	1/2-20 UNF			2.08
2-3/8	UC X12-38 D1	2.3750											2.03
2-7/16	UC X12-39 D1	2.4375											1.95
65	UC X13 D1	65	125	74.6	30	30.2	44.4	12	6.1	M 12X1.5	62,000	44,000	2.52
2-1/2	UC X13-40 D1	2.5000	4.9212	2.9370	1.1811	1.1890	1.7480	0.4724	0.2402	1/2-20 UNF			2.61
2-9/16	UC X13-41 D1	2.5625											2.47
70	UC X14 D1	70	130	77.8	32	33.3	44.5	12	7.0	M 12X1.5	66,000	49,500	2.74
2-5/8	UC X14-42 D1	2.6250											2.78
2-11/16	UC X14-43 D1	2.6875	5.1181	3.0630	1.2598	1.3110	1.7520	0.4724	0.2756	1/2-20 UNF			2.76
2-3/4	UC X14-44 D1	2.7500											2.75
75	UC X15 D1	75	140	82.6	33	33.3	49.3	14	7.5	M 12X1.5	72,500	53,000	3.41
2-13/16	UC X15-45 D1	2.8125											3.50
2-7/8	UC X15-46 D1	2.8750	5.5118	3.2520	1.2992	1.3110	1.9409	0.5512	0.2953	1/2-20 UNF			3.47
2-15/16	UC X15-47 D1	2.9375											3.44
3	UC X15-48 D1	3.0000											3.32
80	UC X16 D1	80	150	85.7	35	34.1	51.6	14	7.5	M 12X1.5	83,200	63,800	3.87
3-1/16	UC X16-49 D1	3.0625	5.9055	3.3740	1.3780	1.3425	2.0315	0.5512	0.2953	1/2-20 UNF			3.93
3-1/8	UC X16-50 D1	3.1250											3.90

Remark: 1) Bearing with grease holes and grease groove.
 2) Bearing without stop pin.



Shaft dia. mm inch	Bearing number	Nominal dimensions									Basic load ratings		Weight Kg
		d	D	Bi	C	n	s	G	F	ds	dynamic Cr	static Cor	
25 1	UC 305 D1	25	62	38	22	15	23	6	4.8	M 6X0.75	21,200	10,900	0.35 0.34
	UC 305-16 D1	1.0000	2.4409	1.4961	0.8661	0.5906	0.9055	0.2362	0.1890	1/4-28 UNF			
30 1-1/8 1-1/4	UC 306 D1	30	72	43	24	17	26	6	5.5	M 6X0.75	26,700	15,000	0.56 0.58 0.54
	UC 306-18 D1	1.1250	2.8346	1.6929	0.9449	0.6693	1.0236	0.2362	0.2166	1/4-28 UNF			
	UC 306-20 D1	1.2500											
35 1-1/4 1-3/8	UC 307 D1	35	80	48	26	19	29	8	5.8	M 8X1	33,500	19,100	0.71 0.77 0.73
	UC 307-20 D1	1.2500	3.1496	1.8898	1.0236	0.7480	1.1417	0.3150	0.2283	5/16-24 UNF			
	UC 307-22 D1	1.3750											
40 1-1/2	UC 308 D1	40	90	52	28	19	33	10	5.5	M 10X1.25	40,500	24,000	0.96 1.00
	UC 308-24 D1	1.5000	3.5433	2.0472	1.1024	0.7480	1.2992	0.3937	0.2166	3/8-24 UNF			
45 1-5/8 1-3/4	UC 309 D1	45	100	57	30	22	35	10	6.0	M 10X1.25	53,000	32,000	1.28 1.36 1.30
	UC 309-26 D1	1.6250	3.9370	2.2441	1.1811	0.8661	1.3780	0.3937	0.2363	3/8-24 UNF			
	UC 309-28 D1	1.7500											
50 1-7/8	UC 310 D1	50	110	61	32	22	39	12	6.1	M 12X1.5	62,000	38,500	1.65 1.74
	UC 310-30 D1	1.8750	4.3307	2.4016	1.2598	0.8661	1.5354	0.4724	0.2401	1/2-20 UNF			
55 2	UC 311 D1	55	120	66	34	25	41	12	6.4	M 12X1.5	71,500	45,000	1.90 2.08
	UC 311-32 D1	2.0000	4.7244	2.5984	1.3386	0.9842	1.6142	0.4724	0.2520	1/2-20 UNF			
60 2-1/4	UC 312 D1	60	130	71	36	26	45	12	6.7	M 12X1.5	82,000	52,000	2.60 2.65
	UC 312-36 D1	2.2500	5.1181	2.7953	1.4173	1.0236	1.7717	0.4724	0.2638	1/2-20 UNF			
65 2-1/2	UC 313 D1	65	140	75	38	30	45	12	6.9	M 12X1.5	92,500	60,000	3.25 3.30
	UC 313-40 D1	2.5000	5.5118	2.9528	1.4961	1.1811	1.7717	0.4724	0.2717	1/2-20 UNF			
70 2-3/4	UC 314 D1	70	150	78	40	33	45	12	7.2	M 12X1.5	104,000	68,000	3.95 3.96
	UC 314-44 D1	2.7500	5.9055	3.0709	1.5748	1.2992	1.7717	0.4724	0.2835	1/2-20 UNF			
75 3	UC 315 D1	75	160	82	42	32	50	14	7.5	M 14X1.5	113,000	77,000	4.33 4.24
	UC 315-48 D1	3.0000	6.2992	3.2283	1.6535	1.2598	1.9685	0.5512	0.2953	9/16-18 UNF			
80 3-1/8	UC 316 D1	80	170	86	44	34	52	14	7.5	M 14X1.5	122,000	86,000	5.57 5.60
	UC 316-50 D1	3.1250	6.6929	3.3858	1.7323	1.3386	2.0472	0.5512	0.2953	9/16-18 UNF			


Remark: 1) Bearing with grease holes and grease groove.
2) Bearing without stop pin.

NOTE




Plummer Block Housings

SLB[®]





TECHNICAL INFORMATION



Feature

The majority of **SLB** Plummer Block Housing is made of Gray Cast Iron and is of the models of 'SN', 'SNU' and 'SAF'. Its basic size conforms with 'ISO' standard and could meet the requirement of bearing with inner ring of 20 mm -160 mm. It could not be interchangeable with the other parts of the housing cap or the housing base. Two parts through the fixing "pins" to ensure their correct assembly.

1. Materials

1.1 Housing:

Grade 200 (FC 200), it is equivalents to U.S.A. standard ASTM A-48 (Grade 35)

1.2 Accessories:

Please refer to Table 1.2.

Table 1.2

Description	Part number	Materials
Felt Seal	FS	Wool + Rayon
Locating Ring	SR	Aluminum
Hexagon Bolt	M	Mild Steel
U-Ring	U-500 / U-600	NBR + Mild Steel Plate
Labyrinth Seal	LER / LOR	Aluminum + NBR
End Cover	500 NA / 500 UA	NBR + Mild Steel Plate
Eye-Bolt		Mild Steel
Cap		Plastic

2. Applicable Bearings

All **SLB** Plummer Block Housings applicable to the appropriate self-aligning ball bearings and spherical roller bearings, they are economic bearing units and normally require little maintenance.

3. Tolerances

3.1 Tolerance of housings bore-D

Please refer to table 3.1.

Table 3.1

Unit: 0.001 mm

Bore (mm)	G7	H7	H8	J7
50 - 80	+40	+30	+46	+18
	+10	0	0	-12
80 - 120	+42	+35	+54	+22
	+12	0	0	-13
120 - 180	+54	+40	+63	+26
	+14	0	0	-14
180 - 250	+61	+46	+72	+30
	+15	0	0	-16
250 - 315	+69	+52	+81	+36
	+17	0	0	-16

3.2 Dimension of housings: A, F, d1,d2

Please refer to Table 3.2.

Table 3.2 **unit: mm**

Over	Incl.	A (h13)	F (H13)	d1 (H12)	d2 (H13)
		0	+0.33	+0.21	+0.33
18	30	-0.33	0	0	0
		0	+0.39	+0.25	+0.39
30	50	-0.39	0	0	0
		0	+0.46	+0.3	+0.46
50	80	-0.46	0	0	0
		0	+0.54	+0.35	+0.54
80	120	-0.54	0	0	0
		0	+0.63	+0.4	+0.63
120	180	-0.63	0	0	0
		0	+0.72	+0.46	+0.72
180	250	-0.72	0	0	0

3.3 Tolerances of other dimensions of housings

Please refer to Table 3.3.1 and Table 3.3.2.

Table 3.3.1 **unit: mm**

One side machining		
Over	Incl.	
5	100	± 1.5
10	200	± 2.0

Table 3.3.2 **unit: mm**

General tolerances for casting					
Length			Thickness		
Over	Incl.		Over	Incl.	
up	120	± 1.5	up	10	± 1.5
120	250	± 2.0	10	18	± 2.0
250	400	± 3.0	18	30	± 3.0
400	800	± 4.0	30	50	± 3.5

4. Lubrication

SN and SNU Plummer Block Housings usually uses grease for lubrication. During installation or periodic maintenance, the lubricating grease added is able to ensure that before next maintenance a good lubricating condition could be maintained. Lubricating grease usually uses lithium grease. The suitable temperature range is -30°C to +120°C. The filling quantity is 1/3 of the inner body of the housing base after the installation of the bearing. The normal usage life of the lubricating grease is 6 months. Upon expiry all the lubricating grease should be replaced.

When the Plummer Block Housing is under high temperature, great speed or heavy loading working environment, constant replacement of the lubricating grease is necessary. At this time, grease nipple is required at the housing cap.

5. The Permitted Loading Capacity (SN, SNU)

The permitted loading capacity of SN, SNU Plummer Block Housings are related to the loading capacity and the strength of the bolt-screws. Under normal circumstances, Plummer Block Housing is applicable to axial load. When the loading is from other directions, apart from axial, a check should be carried out to see the bolt-screws between the housing cap and the housing base, between the frame.

When working out the permitted loading capacity, the safety factor should be considered. In normal engineering, the safety factor of bolt-screw is 3. The safety factor of breaking loading capacity of the housing is 6.

The reference value of the breaking loading capacity of housing in different directions and the maximum loading capacity of bolt-screw is set out in below Fig. 5.1. The maximum loading capacity of Plummer Block Housing could select P180° direction 2/3 of the breaking loading capacity. When the loading direction exceeds 90°, bolt screws should be fastened evenly with the housing set out in the Table 5.1.

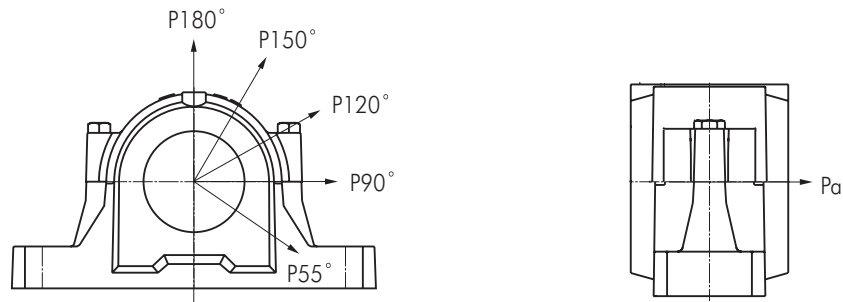


Fig. 5.1

Table 5.1

Housing size	Breaking loads for load direction						Maximum load of 2 cap bolts for load direction			Cap bolts size	Suggest tightening torque (N.m)
	(KN)						(KN)				
	Pa	P55°	P90°	P120°	P150°	P180°	P120°	P150°	P180°		
SNU 505	48	145	90	65	60	75	40	23	20	M 8X40	25
SNU 506-605, SN 206, 506	55	165	100	75	65	85	40	23	20	M 8X40	25
SNU 507-606, SN 207, 507, 606	60	180	110	80	75	90	60	35	30	M 10X50	50
SNU 508-607, SN 208, 508, 607	67	200	120	90	80	100	60	35	30	M 10X50	50
SNU 509, SN 209, 509	70	210	130	95	85	105	60	35	30	M 10X50	50
SNU 510-608, SN 210, 510	80	240	145	110	95	120	60	35	30	M 10X50	50
SN 608							90	52	45		
SNU 511-609, SN 211, 511, 609	87	260	155	120	105	130	90	52	45	M 12X60	80
SNU 512-610, SN 212, 512, 610	93	280	170	125	110	140	90	52	45	M 12X60	80
SNU 513-611, SN 213, 513, 611	103	310	185	140	125	155	90	52	45	M 12X65	80
SNU 515-612, SN 215, 515, 612	123	370	220	165	150	185	90	52	45	M 12X65	80
SNU 516-613	130	390	235	175	155	195	90	52	45	M 12X70	80
SN 216, 516, 613							170	98	85		
SNU 517	147	440	270	200	175	220	90	52	45	M 12X70	80
SN 217, SN 517							170	98	85		
SNU 518-615, SN 218, 518, 615	173	520	310	235	210	260	170	98	85	M 16X80	160
SNU 519-616, SN 219, 519, 616	180	540	330	245	215	270	170	98	85	M 16X80	160
SNU 520-617, SN 220, 520, 617	190	570	340	255	230	285	260	150	130	M 20X100	200
SNU 522-619, SN 222, 522, 618, 619	207	620	370	280	250	310	260	150	130	M 20X100	200
SNU 524-620, SN 224, 524, 620	243	730	440	330	295	365	260	150	130	M 20X100	200
SNU 526, SN 226, 526	277	830	500	375	330	415	380	220	190	M 24X120	200
SNU 528, SN 228, 528	327	980	590	440	390	490	380	220	190	M 24X120	350
SNU 530, SN 230, 530	370	1110	670	500	445	555	380	220	190	M 24X130	350
SNU 532, SN 232, 532	450	1350	810	610	540	675	380	220	190	M 24X130	350

When the loading capacity direction is between 55° to 120° and face the axial load, the Plummer Block Housing should be installed end-cover follow the axial direction or pin should be added between the housing base and frame.

6. Specification of Accessories (SN, SNU)

6.1 Locating ring

The bearing seating in the housing bore is machined to a tolerance H8 so that in most cases a loose fit of the bearing outer ring is assured and generally the seating width is such that the bearings has axial freedom.

Installation of the locating rings: in case of two rings to be fixed on both sides of the bearing; in case of one ring to be fixed on the side with the sleeve nut.

The symbol of the locating ring is SR. When customer place orders for it should state clearly the specification, size and quantity of the required locating ring.

Please refer to below drawing Fig. 6.1 and Table 6.1

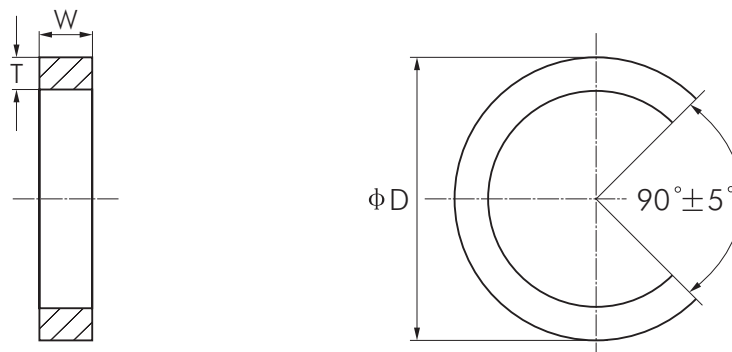


Fig. 6.1

Table 6.1 Selection of locating rings

Unit: mm

Housing number	T	D	$W_{-0.2}^0$
SN 206 - SN 210			
SN 506 - SN 510			
SN 606 - SN 608	3.5		
SNU 505 - SNU 510			
SN 211 - SN 230			Please refer to pages 80 - 89
SN 511 - SN 230			
SN 609 - SN 620	5.0		
SNU 511 - SNU 530			
SN 232			
SN 532	7.5		
SNU 532			

6.2 Nipple hole

SN, SNU Plummer Block Housings will not supply grease nipple upon delivery under usual circumstances. If customer requests, we could supply according to the size / specification and please refer to Table 6.2.

Table 6.2 Selection of nipple holes

Housing number	Nipple holes	Remarks
SN 206 - SN 210		
SN 506 - SN 510		
SN 606 - SN 608	M 6	
SNU 505 - SNU 510		
SN 211 - SN 230		
SN 511 - SN 520		Or base on the request
SN 609 - SN 617	1/8 - 27 NPT	of client
SNU 511 - SNU 520		
SN 222 - SN 232		
SN 522 - SN 532		
SN 618 - SN 622	1/4 - 18 NPT	
SNU 522 - SNU 532		

6.3 Seals

SLB will usually provide customers with 2 kinds of standards of seals. SN Plummer Block Housing uses felt seal. SNU Plummer Block Housing uses U-Ring seal.

SN Plummer Block Housing using felt seal is a simple but reliable one. It is of a contact / brushing type. It is suitable for - 30°C to +100°C temperature. The perimeter contact rate is less than 4m/sec applicable situation. It can also be used in situation of greater speed. But in such situation there will be space between felt seal and machine shaft.

To ensure the function of felt seal, the coarse degree of the surface of the contact area between felt seal and machine shaft should be less than Ra1.6 μm. Before the fixing of oil seal, it should be soaked in hot oil for several minutes.

SNU Plummer Block Housing uses U-Ring seal is made of NBR plus mild steel plate. Complete U-Ring is made of two equal halves. U-Ring seal has 2 thin lips having close contact with the machine shaft surface. It is suitable for temperature between -30°C to +100°C. The perimeter contact speed is less than 8 m/sec applicable situation. During installation, lubricating grease should be added into the space between the two rings. Besides, the contact surface between machine shaft and two lips should be polished before hand.

To avoid oil leakage, during installation one layer of very thin silicon should be placed on the two surfaces.

6.4 Eye bolts

Only available for sizes of SN224-SN232,SN524-SN532,SN618-SN620,SNU524-SNU532.

NOTE





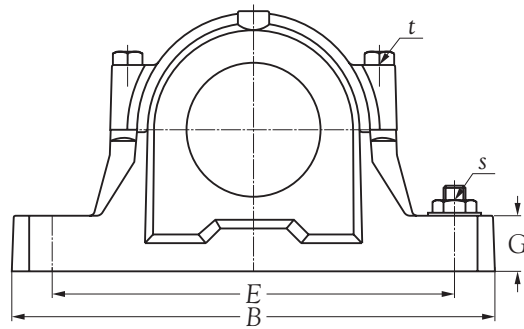
PRODUCT INFORMATION

 **SNU 500-600**

 **SN 500**

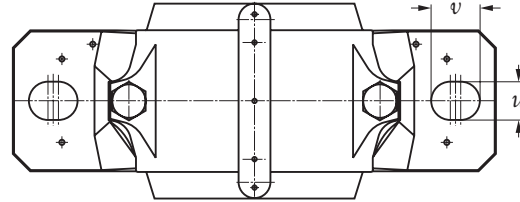
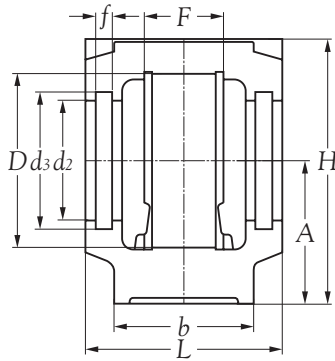
 **SN 600**

 **SN 200**



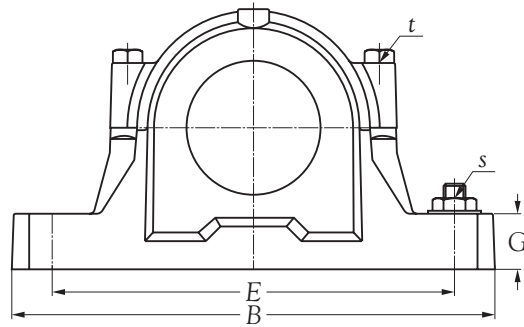
HOUSING SIZE	SHAFT DIAMETER <i>d</i> (mm)	PLUMMER BLOCK HOUSING	PLUMMER BLOCK HOUSING DIMENSIONS (mm)										
			<i>D</i> (H8)	<i>B</i>	<i>b</i>	<i>G</i>	<i>F</i> (H13)	<i>A</i> (h13)	<i>L</i>	<i>H</i>	<i>E</i>	<i>d</i> ₂ (H12)	<i>d</i> ₃ (H13)
SNU 505	20	SNU 505	52	165	46	19	25	40	67	73	130	31.5	39.5
SNU 605	20	SNU 506-605	62	185	52	22	32	50	77	88	150	36.5	44.5
SNU 506	25	SNU 506-605	62	185	52	22	32	50	77	88	150	36.5	44.5
SNU 606	25	SNU 507-606	72	185	52	22	34	50	82	93	150	46.5	54.5
SNU 507	30	SNU 507-606	72	185	52	22	34	50	82	93	150	46.5	54.5
SNU 607	30	SNU 508-607	80	205	60	25	39	60	85	107	170	51.5	59.5
SNU 508	35	SNU 508-607	80	205	60	25	39	60	85	107	170	51.5	59.5
SNU 608	35	SNU 510-608	90	205	60	25	41	60	90	112	170	62.0	70.5
SNU 509	40	SNU 509	85	205	60	25	30	60	85	109	170	56.5	64.5
SNU 609	40	SNU 511-609	100	255	70	28	44	70	95	127	210	67.0	75.5
SNU 510	45	SNU 510-608	90	205	60	25	41	60	90	112	170	62.0	70.5
SNU 610	45	SNU 512-610	110	255	70	30	48	70	105	133	210	72.0	80.5
SNU 511	50	SNU 511-609	100	255	70	28	44	70	95	127	210	67.0	75.5
SNU 611	50	SNU 513-611	120	275	80	30	51	80	110	148	230	77.0	85.5
SNU 512	55	SNU 512-610	110	255	70	30	48	70	105	133	210	72.0	80.5
SNU 612	55	SNU 515-612	130	280	80	30	56	80	115	154	230	87.0	95.5
SNU 513	60	SNU 513-611	120	275	80	30	51	80	110	148	230	77.0	85.5
SNU 613	60	SNU 516-613	140	315	90	32	58	95	120	175	260	92.5	101.0
SNU 515	65	SNU 515-612	130	280	80	30	56	80	115	154	230	87.0	95.5
SNU 615	65	SNU 518-615	160	345	100	35	65	100	140	191	290	102.5	111.0

Remark: All SN housings available with Felt-seals (FS).



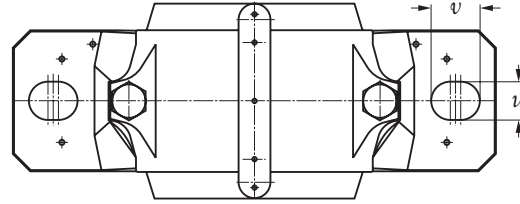
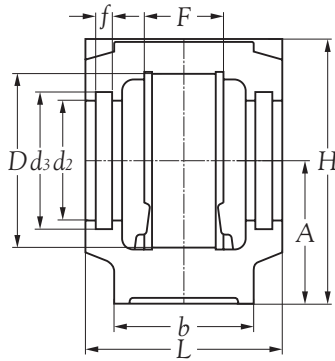
PLUMMER BLOCK HOUSING DIMENSIONS (mm)						APPROPRIATE APARTMENT						
f	u	v	s	t	WEIGHT Kg	BEARING NUMBER		ADAPTER	LOCATING RING		SEAL	END
								SLEEVE	NUMBER	QTY	NUMBER	COVER
5	15	20	M 12	M 8	1.4	1205 K	22205 K	H 205	SR 52X5	2	U 505	505 UA
						2205 K		H 305	SR 52X7	1		
5	15	20	M 12	M 8	1.9	1305 K	2305 K	H 305	SR 62X7.5	2	U 605	506 UA
						2305 K		H 2305	SR 62X8	1		
5	15	20	M 12	M 8	1.9	1206 K	22206 K	H 206	SR 62X8	2	U 506	506 UA
						2206 K		H 306	SR 62X6	2		
5	15	20	M 12	M 10	2.0	1306 K	2306 K	H 306	SR 72X7.5	2	U 606	507 UA
						2306 K		H 2306	SR 72X7	1		
5	15	20	M 12	M 10	2.0	1207 K	22207 K	H 207	SR 72X8.5	2	U 507	507 UA
						2207 K		H 307	SR 72X5.5	2		
5	15	20	M 12	M 10	2.7	1307 K	2307 K	H 307	SR 80X9	2	U 607	508 UA
						2307 K		H 2307	SR 80X8	1		
5	15	20	M 12	M 10	2.7	1208 K	22208 K	H 208	SR 80X10.5	2	U 508	508 UA
						2208 K		H 308	SR 80X8	2		
5	15	20	M 12	M 10	2.9	1308 K	21308 K	H 308	SR 90X9	2	U 608	511 NA-510 UA
						2308 K		H 2308	SR 90X8	1		
5	15	20	M 12	M 10	2.8	1209 K	22209 K	H 209	SR 85X5.5	2	U 509	509 UA
						2209 K		H 309	SR 85X7	1		
5	18	24	M 16	M 12	4.5	1309 K	21309 K	H 309	SR 100X9.5	2	U 609	512 NA-511 UA
						2309 K		H 2309	SR 100X8	1		
5	15	20	M 12	M 10	2.9	1210 K	22210 K	H 210	SR 90X10.5	2	U 510	511 NA-510 UA
						2210 K		H 310	SR 90X9	2		
5	18	24	M 16	M 12	5.0	1310 K	21310 K	H 310	SR 110X10.5	2	U 610	513 NA-512 UA
						2310 K		H 2310	SR 110X8	1		
5	18	24	M 16	M 12	4.5	1211 K	22211 K	H 211	SR 100X11.5	2	U 511	512 NA-511 UA
						2211 K		H 311	SR 100X9.5	2		
5	18	24	M 16	M 12	6.3	1311 K	21311 K	H 311	SR 120X11	2	U 611	515 NA-513 UA
						2311 K		H 2311	SR 120X8	1		
5	18	24	M 16	M 12	5.0	1212 K	22212 K	H 212	SR 110X13	2	U 512	513 NA-512 UA
						2212 K		H 312	SR 110X10	2		
5	18	24	M 16	M 12	6.6	1312 K	21312 K	H 312	SR 130X12.5	2	U 612	517 NA-515 UA
						2312 K		H 2312	SR 130X10	1		
5	18	24	M 16	M 12	6.3	1213 K	22213 K	H 213	SR 120X14	2	U 513	515 NA-513 UA
						2213 K		H 313	SR 120X10	2		
5	22	28	M 20	M 16	9.4	1313 K	21313 K	H 313	SR 140X12.5	2	U 613	518 NA-516 UA
						2313 K		H 2313	SR 140X10	1		
5	18	24	M 16	M 12	6.6	1215 K	22215 K	H 215	SR 130X15.5	2	U 515	517 NA-515 UA
						2215 K		H 315	SR 130X12.5	2		
5	22	28	M 20	M 16	12.3	1315 K	21315 K	H 315	SR 160X14	2	U 615	520 NA-518 UA
						2315 K		H 2315	SR 160X10	1		

Remark: All SN housings available with Felt-seals (FS).



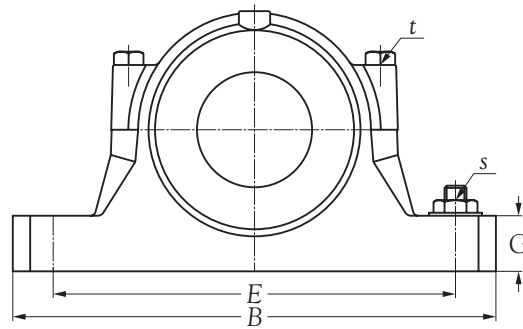
HOUSING SIZE	SHAFT DIAMETER d (mm)	PLUMMER BLOCK HOUSING	PLUMMER BLOCK HOUSING DIMENSIONS (mm)										
			D (H8)	B	b	G	F (H13)	A (h13)	L	H	E	d_2 (H12)	d_3 (H13)
SNU 516	70	SNU 516-613	140	315	90	32	58	95	120	175	260	92.5	101.0
SNU 616	70	SNU 519-616	170	345	100	35	68	112	145	208	290	131.0	141.0
SNU 517	75	SNU 517	150	320	90	32	61	95	125	181	260	97.5	106.0
SNU 617	75	SNU 520-617	180	380	110	40	70	112	160	214	320	137.5	147.5
SNU 518	80	SNU 518-615	160	345	100	35	65	100	140	191	290	102.5	111.0
SNU 519	85	SNU 519-616	170	345	100	35	68	112	145	208	290	131.0	141.0
SNU 619	85	SNU 522-619	200	410	120	45	80	125	175	237	350	147.5	157.5
SNU 520	90	SNU 520-617	180	380	110	40	70	112	160	214	320	137.5	147.5
SNU 620	90	SNU 524-620	215	410	120	45	86	140	185	271	350	157.5	167.5
SNU 522	100	SNU 522-619	200	410	120	45	80	125	175	237	350	147.5	157.5
SNU 524	110	SNU 524-620	215	410	120	45	86	140	185	271	350	157.5	167.5
SNU 526	115	SNU 526	230	445	130	50	90	150	190	290	380	167.5	177.5
SNU 528	125	SNU 528	250	500	150	50	98	150	205	302	420	177.5	187.5
SNU 530	135	SNU 530	270	530	160	60	106	160	220	323	450	192.5	202.5
SNU 532	140	SNU 532	290	550	160	60	114	170	235	344	470	202.5	212.5

Remark: All SN housings available with Felt-seals (FS).



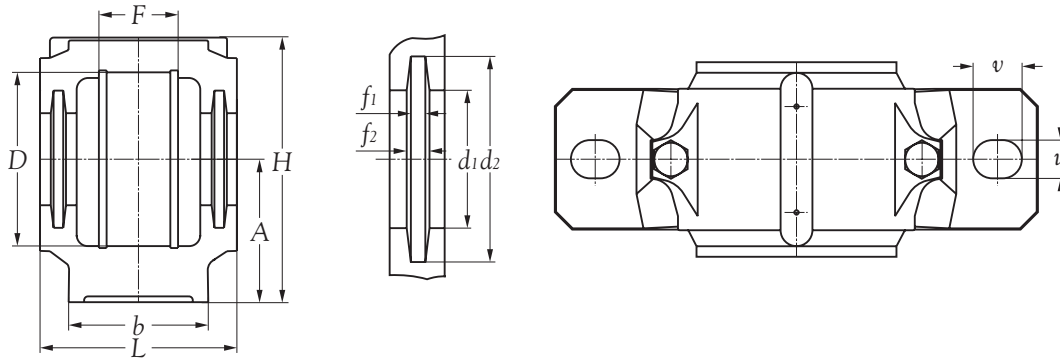
PLUMMER BLOCK HOUSING DIMENSIONS (mm)						APPROPRIATE APARTMENT						
f	u	v	s	t	WEIGHT Kg	BEARING NUMBER		ADAPTER	LOCATING RING		SEAL	END
								SLEEVE	NUMBER	QTY	NUMBER	COVER
5	22	28	M 20	M 16	9.4	1216 K		H 216	SR 140X16	2	U 516	518 NA-516 UA
						2216 K	22216 K	H 316	SR 140X12.5	2		
6	22	28	M 20	M 16	13.5	1316 K	21316 K	H 316	SR 170X14.5	2	U 616	526 NA-519 UA
						2316 K	22316 K	H 2316	SR 170X10	1		
5	22	28	M 20	M 16	9.8	1217 K		H 217	SR 150X16.5	2	U 517	519 NA-517 UA
						2217 K	22217 K	H 317	SR 150X12.5	2		
6	26	32	M 24	M 20	16.6	1317 K	21317 K	H 317	SR 180X14.5	2	U 617	520 UA
						2317 K	22317 K	H 2317	SR 180X10	1		
5	22	28	M 20	M 16	12.3	1218 K		H 218	SR 160X17.5	2	U 518	520 NA-518 UA
						2218 K	22218 K	H 318	SR 160X12.5	2		
6	22	28	M 20	M 16	13.5	1219 K		H 219	SR 170X18	2	U 519	526 NA-519 UA
						2219 K	22219 K	H 319	SR 170X12.5	2		
6	26	32	M 24	M 20	20.4	1319 K	21319 K	H 319	SR 200X17.5	2	U 619	528 NA-522 UA
						2319 K	22319 K	H 2319	SR 200X13	1		
6	26	32	M 24	M 20	16.6	1220 K		H 220	SR 180X18	2	U 520	520 UA
						2220 K	22220 K	H 320	SR 180X12	2		
6	26	32	M 24	M 20	25.0	1320 K	21320 K	H 320	SR 215X19.5	2	U 620	530 NA-524 UA
						2320 K	22320 K	H 2320	SR 215X13	1		
6	26	32	M 24	M 20	20.4	1222 K		H 222	SR 200X21	2	U 522	528 NA-522 UA
						2222 K	22222 K	H 322	SR 200X13.5	2		
6	26	32	M 24	M 20	25.0	2224 K		H 3124	SR 215X14	2	U 524	530 NA-524 UA
						23224 K	223224 K	H 2324	SR 215X10	1		
6	28	35	M 24	M 24	29.8	22226 K		H 3126	SR 230X13	2	U 526	532 NA-526 UA
						23226 K	223226 K	H 2326	SR 230X10	1		
6	35	42	M 30	M 24	37.5	22228 K		H 3128	SR 250X15	2	U 528	528 UA
						23228 K	223228 K	H 2328	SR 250X10	1		
6	35	42	M 30	M 24	46.0	22230 K		H 3130	SR 270X16.5	2	U 530	530 UA
						23230 K	223230 K	H 2330	SR 270X10	1		
6	35	42	M 30	M 24	51.0	22232 K		H 3132	SR 290X17	2	U 532	532 UA
						23232 K	223232 K	H 2332	SR 290X10	1		

Remark: All SN housings available with Felt-seals (FS).



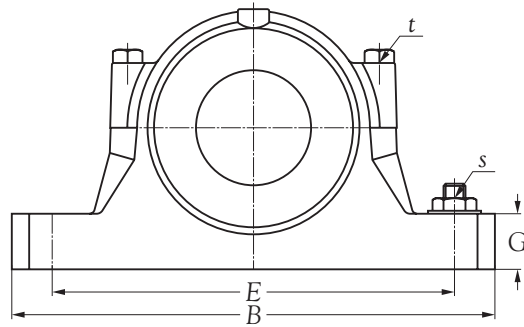
HOUSING SIZE	SHAFT DIAMETER	PLUMMER BLOCK HOUSING	PLUMMER BLOCK HOUSING DIMENSIONS (mm)										
	<i>d</i> (mm)		<i>D</i> (H8)	<i>B</i>	<i>b</i>	<i>G</i>	<i>F</i> (H13)	<i>A</i> (h13)	<i>L</i>	<i>H</i>	<i>E</i>	<i>d</i> ₁ (H12)	<i>d</i> ₂ (H13)
SN 506	25	SN 506	62	185	52	22	30.0	50	77	90	150	26.5	38
SN 507	30	SN 507	72	185	52	22	33.0	50	82	95	150	31.5	43
SN 508	35	SN 508	80	205	60	25	33.0	60	85	112	170	36.5	48
SN 509	40	SN 509	85	205	60	25	31.0	60	85	112	170	41.5	53
SN 510	45	SN 510	90	205	60	25	33.0	60	90	115	170	46.5	58
SN 511	50	SN 511	100	255	70	28	33.0	70	95	130	210	51.5	67
SN 512	55	SN 512	110	255	70	30	38.0	70	105	135	210	56.5	72
SN 513	60	SN 513	120	275	80	30	43.0	80	110	150	230	62.0	77
SN 515	65	SN 515	130	280	80	30	41.0	80	115	155	230	67.0	82
SN 516	70	SN 516	140	315	90	32	43.0	95	120	175	260	72.0	89
SN 517	75	SN 517	150	320	90	32	46.0	95	125	185	260	77.0	94
SN 518	80	SN 518	160	345	100	35	62.4	100	145	195	290	82.0	99
SN 519	85	SN 519	170	345	100	35	53.0	112	140	210	290	87.0	104
SN 520	90	SN 520	180	380	110	40	70.3	112	160	215	320	92.0	111
SN 522	100	SN 522	200	410	120	45	80.0	125	175	239	350	102.0	125
SN 524	110	SN 524	215	410	120	45	86.0	140	185	270	350	113.0	135
SN 526	115	SN 526	230	445	130	50	90.0	150	190	290	380	118.0	140
SN 528	125	SN 528	250	500	150	50	98.0	150	205	305	420	128.0	154
SN 530	135	SN 530	270	530	160	60	106.0	160	220	325	450	138.0	164
SN 532	140	SN 532	290	550	160	60	114.0	170	235	340	470	143.0	173

Remark: All SN housings available with Felt-seals (FS).



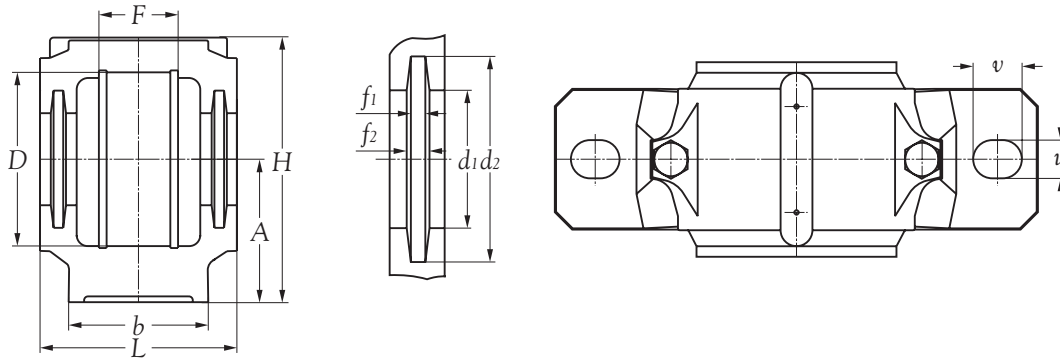
PLUMMER BLOCK HOUSING DIMENSIONS (mm)							APPROPRIATE APARTMENT						
f ₁	f ₂	u	v	s	t	WEIGHT Kg	BEARING NUMBER		ADAPTER	LOCATING RING		FELT SEAL	END COVER
									SLEEVE	NUMBER	QTY		
4	5.4	15	20	M 12	M 8	2.3	1206 K		H 206	SR 62X7	2	FS 6X6X105	506 NA
							2206 K	22206 K	H 306	SR 62X10	1		
4	5.4	15	20	M 12	M 10	2.5	1207 K		H 207	SR 72X8	2	FS 6X6X120	507 NA
							2207 K	22207 K	H 307	SR 72X10	1		
4	5.4	15	20	M 12	M 10	3.4	1208 K		H 208	SR 80X7.5	2	FS 6X6X135	508 NA
							2208 K	22208 K	H 308	SR 80X10	1		
4	5.4	15	20	M 12	M 10	3.4	1209 K		H 209	SR 85X6	2	FS 6X6X150	509 NA
							2209 K	22209 K	H 309	SR 85X8	1		
4	5.4	15	20	M 12	M 10	3.6	1210 K		H 210	SR 90X6.5	2	FS 6X6X165	510 NA
							2210 K	22210 K	H 310	SR 90X10	1		
5	6.9	18	23	M 16	M 12	4.8	1211 K		H 211	SR 100X6	2	FS 6X9X190	511 NA-510 UA
							2211 K	22211 K	H 311	SR 100X8	1		
5	6.9	18	23	M 16	M 12	5.4	1212 K		H 212	SR 110X8	2	FS 6X9X205	512 NA-511 UA
							2212 K	22212 K	H 312	SR 110X10	1		
5	6.8	18	23	M 16	M 12	6.3	1213 K		H 213	SR 120X10	2	FS 6X9X220	513 NA-512 UA
							2213 K	22213 K	H 313	SR 120X12	1		
5	6.8	18	23	M 16	M 12	7.4	1215 K		H 215	SR 130X8	2	FS 6X9X235	515 NA-513 UA
							2215 K	22215 K	H 315	SR 130X10	1		
6	8.1	22	27	M 20	M 16	9.6	1216 K		H 216	SR 140X8.5	2	FS 8X10X255	516 NA
							2216 K	22216 K	H 316	SR 140X10	1		
6	8.1	22	27	M 20	M 16	9.8	1217 K		H 217	SR 150X9	2	FS 8X10X270	517 NA-515 UA
							2217 K	22217 K	H 317	SR 150X10	1		
6	8.1	22	27	M 20	M 16	14.2	1218 K		H 218	SR 160X16.2	2	FS 8X10X285	518 NA-516 UA
							2218 K	22218 K	H 318	SR 160X11.2	2		
6	8.1	22	27	M 20	M 16	15.2	23218 K		H 218	SR 160X10	1	FS 8X10X300	519 NA-517 UA
							1219 K	22219 K	H 219	SR 170X10.5	2		
7	9.3	26	32	M 24	M 20	19.0	2220 K	22220 K	H 220	SR 180X12.1	2	FS 9X10X320	520 NA-518 UA
							23220 K		H 2320	SR 180X10	1		
8	10.8	26	32	M 24	M 20	23.1	2222 K	22222 K	H 222	SR 200X13.5	2	FS 10X13X360	522 NA
							23222 K		H 2322	SR 200X10	1		
8	10.7	26	32	M 24	M 20	26.0	22224 K		H 3124	SR 215X14	2	FS 10X13X390	524 NA
							23224 K		H 2324	SR 215X10	1		
8	10.7	28	36	M 24	M 24	32.7	22226 K		H 3126	SR 230X13	2	FS 10X13X410	526 NA-519 UA
							23226 K		H 2326	SR 230X10	1		
9	12.2	33	42	M 30	M 24	43.5	22228 K		H 3128	SR 250X15	2	FS 12X14X445	528 NA-522 UA
							23228 K		H 2328	SR 250X10	1		
9	12.2	33	42	M 30	M 24	48.7	22230 K		H 3130	SR 270X16.5	2	FS 12X14X475	530 NA-524 UA
							23230 K		H 2330	SR 270X10	1		
10	13.7	33	42	M 30	M 24	60.7	22232 K		H 3132	SR 290X17	2	FS 12X17X500	532 NA-526 UA
							23232 K		H 2332	SR 290X10	1		

Remark: All SN housings available with Felt-seals (FS).



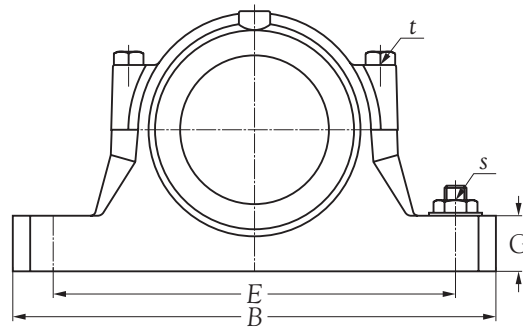
HOUSING SIZE	SHAFT DIAMETER	PLUMMER BLOCK HOUSING	PLUMMER BLOCK HOUSING DIMENSIONS (mm)										
	d (mm)		D (H8)	B	b	G	F (H13)	A (h13)	L	H	E	d_1 (H12)	d_2 (H13)
SN 606	25	SN 606	72	185	52	22	37	50	82	95	150	26.5	38
SN 607	30	SN 607	80	205	60	25	41	60	90	110	170	31.5	43
SN 608	35	SN 608	90	205	60	25	43	60	95	115	170	36.5	48
SN 609	40	SN 609	100	255	70	28	46	70	105	130	210	41.5	53
SN 610	45	SN 610	110	255	70	30	50	70	115	135	210	46.5	58
SN 611	50	SN 611	120	275	80	30	53	80	120	150	230	51.5	67
SN 612	55	SN 612	130	280	80	30	56	80	125	155	230	56.5	72
SN 613	60	SN 613	140	315	90	32	58	95	130	175	260	62.0	77
SN 615	65	SN 615	160	345	100	35	65	100	140	195	290	67.0	82
SN 616	70	SN 616	170	345	100	35	68	112	145	215	290	72.0	89
SN 617	75	SN 617	180	380	110	40	70	112	155	218	320	77.0	94
SN 618	80	SN 618	190	400	110	33	74	112	160	230	320	82.0	99
SN 619	85	SN 619	200	420	120	36	77	125	170	245	350	87.0	104
SN 620	90	SN 620	215	420	120	38	83	140	175	280	350	92.0	111

Remark: All SN housings available with Felt-seals (FS).



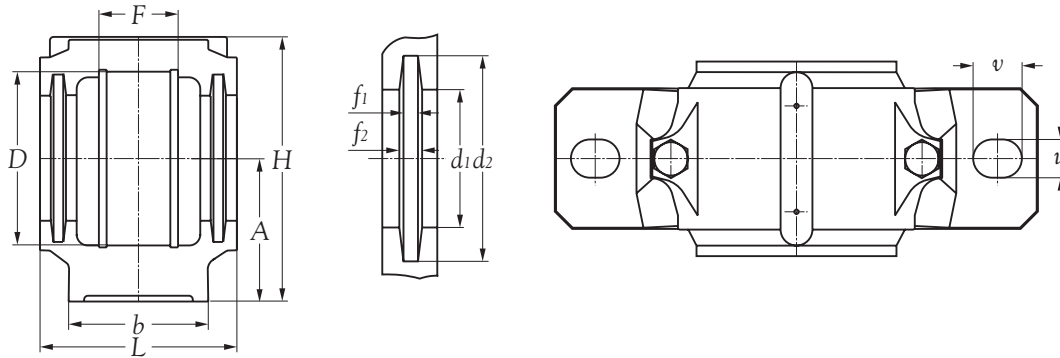
PLUMMER BLOCK HOUSING DIMENSIONS (mm)							APPROPRIATE APARTMENT					
f ₁	f ₂	u	v	s	t	WEIGHT Kg	BEARING NUMBER	ADAPTER SLEEVE	LOCATING RING		FELT SEAL	END COVER
									NUMBER	QTY		
4	5.4	15	20	M 12	M 10	2.2	1306 K	H 306	SR 72X9	2	FS 6X6X105	506 NA
							2306 K	H 2306	SR 72X10	1		
4	5.4	15	20	M 12	M 10	3.4	1307 K	H 307	SR 80X10	2	FS 6X6X120	507 NA
							2307 K	H 2307	SR 80X10	1		
4	5.4	15	20	M 12	M 12	3.4	1308 K	H 308	SR 90X10	2	FS 6X6X135	508 NA
							2308 K	H 2308	SR 90X10	1		
4	5.4	18	23	M 16	M 12	5.0	1309 K	H 309	SR 100X10.5	2	FS 6X6X150	509 NA
							2309 K	H 2309	SR 100X10	1		
4	5.4	18	23	M 16	M 12	5.4	1310 K	H 310	SR 110X11.5	2	FS 6X6X165	510 NA
							2310 K	H 2310	SR 110X10	1		
5	6.9	18	23	M 16	M 12	6.8	1311 K	H 311	SR 120X12	2	FS 6X9X190	511 NA-510 UA
							2311 K	H 2311	SR 120X10	1		
5	6.9	18	23	M 16	M 12	7.1	1312 K	H 312	SR 130X12.5	2	FS 6X9X205	512 NA-511 UA
							2312 K	H 2312	SR 130X10	1		
5	6.8	22	27	M 20	M 16	10.0	1313 K	H 313	SR 140X12.5	2	FS 6X9X220	513 NA-512 UA
							2313 K	H 2313	SR 140X10	1		
5	6.8	22	27	M 20	M 16	13.8	1315 K	H 315	SR 160X14	2	FS 6X9X235	515 NA-513 UA
							2315 K	H 2315	SR 160X10	1		
6	8.1	22	27	M 20	M 16	16.9	1316 K	H 316	SR 170X14.5	2	FS 8X10X255	516 NA
							2316 K	H 2316	SR 170X10	1		
6	8.1	26	32	M 24	M 20	18.9	1317 K	H 317	SR 180X14.5	2	FS 8X10X270	517 NA-515 UA
							2317 K	H 2317	SR 180X10	1		
6	8.1	26	35	M 24	M 20	19.8	1318 K	H 318	SR 190X15.5	2	FS 8X10X285	518 NA-516 UA
							2318 K	H 2318	SR 190X10	1		
6	8.1	26	35	M 24	M 20	24.7	1319 K	H 319	SR 200X16	2	FS 8X10X300	519 NA-517 UA
							2319 K	H 2319	SR 200X10	1		
7	9.3	26	35	M 24	M 20	27.0	1320 K	H 320	SR 215X18	2	FS 9X10X320	520 NA-518 UA
							2320 K	H 2320	SR 215X10	1		

Remark: All SN housings available with Felt-seals (FS).



HOUSING SIZE	SHAFT DIAMETER d (mm)	PLUMMER BLOCK HOUSING	PLUMMER BLOCK HOUSING DIMENSIONS (mm)										
			D (H8)	B	b	G	F (H13)	A (h13)	L	H	E	d_1 (H12)	d_2 (H13)
SN 206	30	SN 206	62	185	52	22	30.0	50	77	90	150	36.5	48
SN 207	35	SN 207	72	185	52	22	33.0	50	82	95	150	46.5	58
SN 208	40	SN 208	80	205	60	25	33.0	60	85	112	170	51.5	67
SN 209	45	SN 209	85	205	60	25	31.0	60	85	112	170	56.5	72
SN 210	50	SN 210	90	205	60	25	33.0	60	90	115	170	62.0	77
SN 211	55	SN 211	100	255	70	28	33.0	70	95	130	210	67.0	82
SN 212	60	SN 212	110	255	70	30	38.0	70	105	135	210	72.0	89
SN 213	65	SN 213	120	275	80	30	43.0	80	110	150	230	77.0	94
SN 215	75	SN 215	130	280	80	30	41.0	80	115	155	230	87.0	104
SN 216	80	SN 216	140	315	90	32	43.0	95	120	175	260	92.0	111
SN 217	85	SN 217	150	320	90	32	46.0	95	125	185	260	97.0	120
SN 218	90	SN 218	160	345	100	35	62.4	100	145	195	290	102.0	125
SN 220	100	SN 220	180	380	110	40	70.3	112	160	215	320	118.0	140
SN 222	110	SN 222	200	410	120	45	80.0	125	175	239	350	128.0	154
SN 224	120	SN 224	215	410	120	45	86.0	140	185	270	350	138.0	164
SN 226	130	SN 226	230	445	130	50	90.0	150	190	290	380	148.0	178
SN 228	140	SN 228	250	500	150	50	98.0	150	205	305	420	158.0	188
SN 230	150	SN 230	270	530	160	60	106.0	160	220	325	450	168.0	198
SN 232	160	SN 232	290	550	160	60	114.0	170	235	340	470	178.0	208

Remark: All SN housings available with Felt-seals (FS).



PLUMMER BLOCK HOUSING DIMENSIONS (mm)							APPROPRIATE APARTMENT					
f ₁	f ₂	u	v	s	t	WEIGHT Kg	BEARING NUMBER		LOCATING RING		FELT SEAL	END COVER
									NUMBER	QTY		
4	5.4	15	20	M 12	M 8	2.3	1206		SR 62X7	2	FS 6X6X135	508 NA
							2206	22206	SR 62X10	1		
4	5.4	15	20	M 12	M 10	2.3	1207		SR 72X8	2	FS 6X6X165	510 NA
							2207	22207	SR 72X10	1		
5	6.9	15	20	M 12	M 10	3.2	1208		SR 80X7.5	2	FS 6X9X190	511 NA-510 UA
							2208	22208	SR 80X10	1		
5	6.9	15	20	M 12	M 10	3.2	1209		SR 85X6	2	FS 6X9X205	512 NA-511 UA
							2209	22209	SR 85X8	1		
5	6.8	15	20	M 12	M 10	3.3	1210		SR 90X6.5	2	FS 6X9X220	513 NA-512 UA
							2210	22210	SR 90X10	1		
5	6.8	18	23	M 16	M 12	4.4	1211		SR 100X6	2	FS 6X9X235	515 NA-513 UA
							2211	22211	SR 100X8	1		
6	8.1	18	23	M 16	M 12	5.0	1212		SR 110X8	2	FS 8X10X255	516 NA
							2212	22212	SR 110X10	1		
6	8.1	18	23	M 16	M 12	5.9	1213		SR 120X10	2	FS 8X10X270	517 NA-515 UA
							2213	22213	SR 120X12	1		
6	8.1	18	23	M 16	M 12	7.0	1215		SR 130X8	2	FS 8X10X300	519 NA-517 UA
							2215	22215	SR 130X10	1		
7	9.3	22	27	M 20	M 16	8.9	1216		SR 140X8.5	2	FS 9X10X320	520 NA-518 UA
							2216	22216	SR 140X10	1		
8	10.8	22	27	M 20	M 16	9.1	1217		SR 150X9	2	FS 10X13X340	217 NA
							2217	22217	SR 150X10	1		
8	10.8	22	27	M 20	M 16	13.1	1218		SR 160X16.2	2	FS 10X13X360	522 NA
							2218	22218	SR 160X11.2	2		
							23218		SR 160X10	1		
8	10.7	26	32	M 24	M 20	17.5	2220		SR 180X12.1	2	FS 10X13X410	526 NA-519 UA
							22320		SR 180X10	1		
9	12.2	26	32	M 24	M 20	21.6	2222		SR 200X13.5	2	FS 12X14X445	528 NA-522 UA
							23222		SR 200X10	1		
9	12.2	26	32	M 24	M 20	24.2	22224		SR 215X14	2	FS 12X14X475	530 NA-524 UA
							23224		SR 215X10	1		
10	13.7	28	36	M 24	M 24	30.2	22226		SR 230X13	2	FS 12X17X515	226 NA
							23226		SR 230X10	1		
10	13.7	33	42	M 30	M 24	41.0	22228		SR 250X15	2	FS 12X17X545	228 NA
							23228		SR 250X10	1		
10	13.7	33	42	M 30	M 24	46.0	22230		SR 270X16.5	2	FS 12X17X580	230 NA
							23230		SR 270X10	1		
10	13.7	33	42	M 30	M 24	57.5	22232		SR 290X17	2	FS 12X17X610	232 NA
							23232		SR 290X10	1		

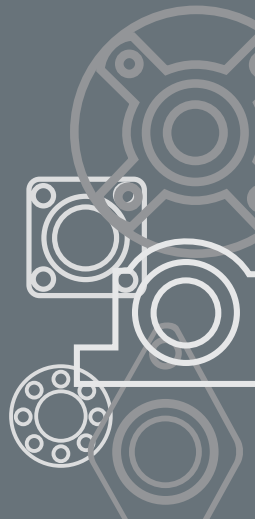
Remark: All SN housings available with Felt-seals (FS).

NOTE



Non-Standard

SLB[®]



 Pillow Blocks Type

 **SBPP 200**

Shaft dia. mm	Unit number	Mass of unit Kg
12	SBPP 201	0.17
15	SBPP 202	0.16
17	SBPP 203	0.15
20	SBPP 204	0.22
25	SBPP 205	0.31
30	SBPP 206	0.45
35	SBPP 207	0.61

 **SAPP 200**

Shaft dia. mm	Unit number	Mass of unit Kg
12	SAPP 201	0.21
15	SAPP 202	0.20
17	SAPP 203	0.19
20	SAPP 204	0.27
25	SAPP 205	0.34
30	SAPP 206	0.52
35	SAPP 207	0.73

 **UELAK 200**

Shaft dia. mm	Unit number	Mass of unit Kg
55	UELAK 211	4.12
60	UELAK 212	5.26
65	UELAK 213	6.68
70	UELAK 214	7.42
75	UELAK 215	9.19

 **SBAK 200**

Shaft dia. mm	Unit number	Mass of unit Kg
20	SBAK 204	0.70
25	SBAK 205	0.81
30	SBAK 206	1.18
35	SBAK 207	1.61
40	SBAK 208	1.99

 **SAAK 200**

Shaft dia. mm	Unit number	Mass of unit Kg
20	SAAK 204	0.75
25	SAAK 205	0.84
30	SAAK 206	1.25
35	SAAK 207	1.73
40	SAAK 208	2.14
45	SAAK 209	2.40
50	SAAK 210	2.83
55	SAAK 211	3.60

 **SBP 200**

Shaft dia. mm	Unit number	Mass of unit Kg
20	SBP 204	0.62
25	SBP 205	0.73
30	SBP 206	1.16
35	SBP 207	1.46
40	SBP 208	1.74

 **SAP 200**

Shaft dia. mm	Unit number	Mass of unit Kg
20	SAP 204	0.67
25	SAP 205	0.76
30	SAP 206	1.23
35	SAP 207	1.58
40	SAP 208	1.89
45	SAP 209	2.20
50	SAP 210	2.73
55	SAP 211	3.13

 **UCAK 200**

Shaft dia. mm	Unit number	Mass of unit Kg
20	UCAK 204	0.74
25	UCAK 205	0.85
30	UCAK 206	1.24
35	UCAK 207	1.70
40	UCAK 208	2.13
45	UCAK 209	2.39
50	UCAK 210	2.83
55	UCAK 211	3.85
60	UCAK 212	4.92
65	UCAK 213	6.13
70	UCAK 214	6.90
75	UCAK 215	8.56

 **UELAK 200**

Shaft dia. mm	Unit number	Mass of unit Kg
20	UELAK 204	0.79
25	UELAK 205	0.89
30	UELAK 206	1.33
35	UELAK 207	1.83
40	UELAK 208	2.27
45	UELAK 209	2.56
50	UELAK 210	3.04

 Flanged Units Type

 **SBFS 200**

Shaft dia. mm	Unit number	Mass of unit Kg
20	SBFS 204	0.59
25	SBFS 205	0.72
30	SBFS 206	0.95
35	SBFS 207	1.25
40	SBFS 208	1.60

 **SBF 200**

Shaft dia. mm	Unit number	Mass of unit Kg
20	SBF 204	0.49
25	SBF 205	0.70
30	SBF 206	0.99
35	SBF 207	1.25
40	SBF 208	1.63

 **UCFS 200**

Shaft dia. mm	Unit number	Mass of unit Kg
20	UCFS 204	0.63
25	UCFS 205	0.76
30	UCFS 206	1.01
35	UCFS 207	1.34
40	UCFS 208	1.74
45	UCFS 209	1.98
50	UCFS 210	2.43
55	UCFS 211	3.43
60	UCFS 212	4.24
65	UCFS 213	5.11
70	UCFS 214	5.30
75	UCFS 215	6.38

 **SAFS 200**

Shaft dia. mm	Unit number	Mass of unit Kg
20	SAFS 204	0.64
25	SAFS 205	0.75
30	SAFS 206	1.02
35	SAFS 207	1.37
40	SAFS 208	1.75
45	SAFS 209	1.99
50	SAFS 210	2.43
55	SAFS 211	3.18

 **UELFS 200**

Shaft dia. mm	Unit number	Mass of unit Kg
20	UELFS 204	0.68
25	UELFS 205	0.80
30	UELFS 206	1.10
35	UELFS 207	1.47
40	UELFS 208	1.88
45	UELFS 209	2.15
50	UELFS 210	2.64
55	UELFS 211	3.70
60	UELFS 212	4.58
65	UELFS 213	5.66
70	UELFS 214	5.82
75	UELFS 215	7.01

 **SBPFL 200**

Shaft dia. mm	Unit number	Mass of unit Kg
12	SBPFL 201	0.18
15	SBPFL 202	0.17
17	SBPFL 203	0.16
20	SBPFL 204	0.22
25	SBPFL 205	0.27
30	SBPFL 206	0.44
35	SBPFL 207	0.58

 **SBFT 200**

Shaft dia. mm	Unit number	Mass of unit Kg
20	SBFT 204	0.47
25	SBFT 205	0.56
30	SBFT 206	0.79
35	SBFT 207	1.18
40	SBFT 208	1.35

 **SBFL 200**

Shaft dia. mm	Unit number	Mass of unit Kg
20	SBFL 204	0.39
25	SBFL 205	0.56
30	SBFL 206	0.85
35	SBFL 207	1.05
40	SBFL 208	1.29

 **UCFT 200**

Shaft dia. mm	Unit number	Mass of unit Kg
20	UCFT 204	0.51
25	UCFT 205	0.60
30	UCFT 206	0.85
35	UCFT 207	1.27
40	UCFT 208	1.49
45	UCFT 209	1.71
50	UCFT 210	1.97
55	UCFT 211	2.79
60	UCFT 212	3.62
65	UCFT 213	4.51
70	UCFT 214	4.81

 **SAPFL 200**

Shaft dia. mm	Unit number	Mass of unit Kg
12	SAPFL 201	0.22
15	SAPFL 202	0.21
17	SAPFL 203	0.20
20	SAPFL 204	0.27
25	SAPFL 205	0.30
30	SAPFL 206	0.51
35	SAPFL 207	0.70

 **SAFT 200**

Shaft dia. mm	Unit number	Mass of unit Kg
20	SAFT 204	0.52
25	SAFT 205	0.59
30	SAFT 206	0.86
35	SAFT 207	1.30
40	SAFT 208	1.50
45	SAFT 209	1.72
50	SAFT 210	1.97
55	SAFT 211	2.54

 **SAFL 200**

Shaft dia. mm	Unit number	Mass of unit Kg
20	SAFL 204	0.44
25	SAFL 205	0.59
30	SAFL 206	0.92

SAFL 200

Shaft dia. mm	Unit number	Mass of unit Kg
35	SAFL 207	1.17
40	SAFL 208	1.44
45	SAFL 209	1.81
50	SAFL 210	2.13
55	SAFL 211	2.61

SAPF 200

Shaft dia. mm	Unit number	Mass of unit Kg
12	SAPF 201	0.27
15	SAPF 202	0.26
17	SAPF 203	0.25
20	SAPF 204	0.34
25	SAPF 205	0.40
30	SAPF 206	0.65
35	SAPF 207	0.86

UELFT 200

Shaft dia. mm	Unit number	Mass of unit Kg
20	UELFT 204	0.56
25	UELFT 205	0.64
30	UELFT 206	0.94
35	UELFT 207	1.40
40	UELFT 208	1.63
45	UELFT 209	1.88
50	UELFT 210	2.18
55	UELFT 211	3.06
60	UELFT 212	3.96
65	UELFT 213	5.06
70	UELFT 214	5.33

SAFC 200

Shaft dia. mm	Unit number	Mass of unit Kg
20	SAFC 204	0.70
25	SAFC 205	0.98
30	SAFC 206	1.26
35	SAFC 207	1.67
40	SAFC 208	2.02
45	SAFC 209	2.58
50	SAFC 210	2.85
55	SAFC 211	3.67

SBPF 200

Shaft dia. mm	Unit number	Mass of unit Kg
12	SBPF 201	0.23
15	SBPF 202	0.22
17	SBPF 203	0.21
20	SBPF 204	0.29
25	SBPF 205	0.37
30	SBPF 206	0.58
35	SBPF 207	0.74

SBFC 200

Shaft dia. mm	Unit number	Mass of unit Kg
20	SBFC 204	0.65
25	SBFC 205	0.95
30	SBFC 206	1.19
35	SBFC 207	1.55
40	SBFC 208	1.87

 Others

 **SAHA 200**

Shaft dia. mm	Unit number	Mass of unit Kg
20	SAHA 204	0.63
25	SAHA 205	0.82
30	SAHA 206	0.79
35	SAHA 207	1.14
40	SAHA 208	1.26
45	SAHA 209	1.66
50	SAHA 210	1.95
55	SAHA 211	2.23

 **SAC 200**

Shaft dia. mm	Unit number	Mass of unit Kg
20	SAC 204	0.50
25	SAC 205	0.64
30	SAC 206	0.82
35	SAC 207	0.93
40	SAC 208	1.20
45	SAC 209	1.50
50	SAC 210	1.92
55	SAC 211	1.96

 **UKC 200**

Shaft dia. mm	Unit number	Mass of unit Kg
20	UKC 205	0.59
25	UKC 206	0.74
30	UKC 207	0.80
35	UKC 208	1.03
40	UKC 209	1.34
45	UKC 210	1.71
50	UKC 211	1.86
55	UKC 212	1.98
60	UKC 213	2.47

 **UCST 200**

Shaft dia. mm	Unit number	Mass of unit Kg
20	UCST 204	0.73
25	UCST 205	0.83
30	UCST 206	1.26
35	UCST 207	1.58
40	UCST 208	2.30
45	UCST 209	2.27
50	UCST 210	2.49
55	UCST 211	3.77

 **UCST 200**

Shaft dia. mm	Unit number	Mass of unit Kg
60	UCST 212	4.77
65	UCST 213	6.65
70	UCST 214	6.74
75	UCST 215	7.10

 **SAST 200**

Shaft dia. mm	Unit number	Mass of unit Kg
20	SAST 204	0.74
25	SAST 205	0.82
30	SAST 206	1.27
35	SAST 207	1.61
40	SAST 208	2.31
45	SAST 209	2.28
50	SAST 210	2.49
55	SAST 211	3.52

 **UELST 200**

Shaft dia. mm	Unit number	Mass of unit Kg
20	UELST 204	0.78
25	UELST 205	0.87
30	UELST 206	1.35
35	UELST 207	1.71
40	UELST 208	2.44
45	UELST 209	2.44
50	UELST 210	2.70
55	UELST 211	4.04
60	UELST 212	5.11
65	UELST 213	7.20
70	UELST 214	7.26
75	UELST 215	7.73

 **PL-P 200**

Shaft dia. mm	Unit number	Mass of unit Kg
47	PL-P 204	0.13
52	PL-P 205	0.14
62	PL-P 206	0.24
72	PL-P 207	0.27
80	PL-P 208	0.35
85	PL-P 209	0.45
90	PL-P 210	0.50

 **PL-PA 200**

Shaft dia. mm	Unit number	Mass of unit Kg
47	PL-PA 204	0.13
52	PL-PA 205	0.15
62	PL-PA 206	0.26
72	PL-PA 207	0.30
80	PL-PA 208	0.36
85	PL-PA 209	0.39
90	PL-PA 210	0.50

 **PL-F 200**

Shaft dia. mm	Unit number	Mass of unit Kg
47	PL-F 204	0.12
52	PL-F 205	0.15
62	PL-F 206	0.18
72	PL-F 207	0.25
80	PL-F 208	0.36
85	PL-F 209	0.46
90	PL-F 210	0.52

 **PL-FL 200**

Shaft dia. mm	Unit number	Mass of unit Kg
47	PL-FL 204	0.08
52	PL-FL 205	0.11
62	PL-FL 206	0.13
72	PL-FL 207	0.16
80	PL-FL 208	0.22
85	PL-FL 209	0.30
90	PL-FL 210	0.36

 **PL-FC 200**

Shaft dia. mm	Unit number	Mass of unit Kg
47	PL-FC 204	0.16
52	PL-FC 205	0.21
62	PL-FC 206	0.29
72	PL-FC 207	0.39
80	PL-FC 208	0.44
85	PL-FC 209	0.62
90	PL-FC 210	0.65

PL-T 200

Shaft dia. mm	Unit number	Mass of unit Kg
47	PL-T 204	0.10
52	PL-T 205	0.13
62	PL-T 206	0.14
72	PL-T 207	0.17
80	PL-T 208	0.25
85	PL-T 209	0.35
90	PL-T 210	0.46

SS P 200

Shaft dia. mm	Unit number	Mass of unit Kg
47	SS P 204	0.69
52	SS P 205	0.74
62	SS P 206	1.29
72	SS P 207	1.42
80	SS P 208	1.82
85	SS P 209	2.09
90	SS P 210	2.38
100	SS P 211	2.96
110	SS P 212	4.36

SS FB 200

Shaft dia. mm	Unit number	Mass of unit Kg
47	SS FB 204	0.39
52	SS FB 205	0.54
62	SS FB 206	0.77
72	SS FB 207	1.16
80	SS FB 208	1.65
85	SS FB 209	1.91
90	SS FB 210	2.34

PL-SS UCP 200

Shaft dia. mm	Unit number	Mass of unit Kg
20	PL-SS UCP 204	0.29
25	PL-SS UCP 205	0.35
30	PL-SS UCP 206	0.55
35	PL-SS UCP 207	0.74
40	PL-SS UCP 208	0.95
45	PL-SS UCP 209	1.13
50	PL-SS UCP 210	1.30

SS PA 200

Shaft dia. mm	Unit number	Mass of unit Kg
47	SS PA 204	0.52
52	SS PA 205	0.65
62	SS PA 206	0.78
72	SS PA 207	0.95
80	SS PA 208	1.16
85	SS PA 209	1.82
90	SS PA 210	2.30

SS FC 200

Shaft dia. mm	Unit number	Mass of unit Kg
47	SS FC 204	0.84
52	SS FC 205	1.10
62	SS FC 206	1.45
72	SS FC 207	1.71
80	SS FC 208	1.87
85	SS FC 209	2.86
90	SS FC 210	3.08

PL-SS UCF 200

Shaft dia. mm	Unit number	Mass of unit Kg
20	PL-SS UCF 204	0.26
25	PL-SS UCF 205	0.34
30	PL-SS UCF 206	0.50
35	PL-SS UCF 207	0.69
40	PL-SS UCF 208	0.92
45	PL-SS UCF 209	1.14
50	PL-SS UCF 210	1.32

SS F 200

Shaft dia. mm	Unit number	Mass of unit Kg
47	SS F 204	0.47
52	SS F 205	0.65
62	SS F 206	0.85
72	SS F 207	1.03
80	SS F 208	1.38
85	SS F 209	1.50
90	SS F 210	1.63
100	SS F 211	3.80
110	SS F 212	4.36

SS T 200

Shaft dia. mm	Unit number	Mass of unit Kg
47	SS T 204	0.70
52	SS T 205	0.81
62	SS T 206	1.16
72	SS T 207	1.38
80	SS T 208	2.09
85	SS T 209	2.23
90	SS T 210	2.42

PL-SS UCFL 200

Shaft dia. mm	Unit number	Mass of unit Kg
20	PL-SS UCFL 204	0.24
25	PL-SS UCFL 205	0.31
30	PL-SS UCFL 206	0.47
35	PL-SS UCFL 207	0.64
40	PL-SS UCFL 208	0.84
45	PL-SS UCFL 209	0.98
50	PL-SS UCFL 210	1.16

SS FL 200

Shaft dia. mm	Unit number	Mass of unit Kg
47	SS FL 204	0.32
52	SS FL 205	0.44
62	SS FL 206	0.58
72	SS FL 207	0.74
80	SS FL 208	0.99
85	SS FL 209	1.16
90	SS FL 210	1.36
100	SS FL 211	2.64
110	SS FL 212	3.20

SS UC 200

Shaft dia. mm	Unit number	Mass of unit Kg
20	SS UC 204	0.17
25	SS UC 205	0.21
30	SS UC 206	0.32
35	SS UC 207	0.47
40	SS UC 208	0.64
45	SS UC 209	0.68
50	SS UC 210	0.80
55	SS UC 211	1.12
60	SS UC 212	1.53


Pillow Blocks Type

SBPP 200

Shaft dia. Inch	Unit number	Mass of unit Kg
1/2	SBPP 201-8	0.17
9/16	SBPP 202-9	0.16
5/8	SBPP 202-10	0.16
11/16	SBPP 203-11	0.15
3/4	SBPP 204-12	0.24
13/16	SBPP 205-13	0.34
7/8	SBPP 205-14	0.33
15/16	SBPP 205-15	0.32
1	SBPP 205-16	0.30
1-1/16	SBPP 206-17	0.47
1-1/8	SBPP 206-18	0.46
1-3/16	SBPP 206-19	0.44
1-1/4	SBPP 206-20	0.43
1-1/4	SBPP 207-20	0.66
1-5/16	SBPP 207-21	0.65
1-3/8	SBPP 207-22	0.64
1-7/16	SBPP 207-23	0.60


SBAK 200

Shaft dia. Inch	Unit number	Mass of unit Kg
3/4	SBAK 204-12	0.72
13/16	SBAK 205-13	0.84
7/8	SBAK 205-14	0.83
15/16	SBAK 205-15	0.82
1	SBAK 205-16	0.80
1-1/16	SBAK 206-17	1.20
1-1/8	SBAK 206-18	1.19
1-3/16	SBAK 206-19	1.17
1-1/4	SBAK 206-20	1.16
1-1/4	SBAK 207-20	1.66
1-5/16	SBAK 207-21	1.65
1-3/8	SBAK 207-22	1.64
1-7/16	SBAK 207-23	1.60
1-1/2	SBAK 208-24	2.03


SBP 200

Shaft dia. Inch	Unit number	Mass of unit Kg
3/4	SBP 204-12	0.64
13/16	SBP 205-13	0.76
7/8	SBP 205-14	0.75
15/16	SBP 205-15	0.74
1	SBP 205-16	0.72
1-1/16	SBP 206-17	1.18
1-1/8	SBP 206-18	1.17
1-3/16	SBP 206-19	1.15


SBP 200

Shaft dia. Inch	Unit number	Mass of unit Kg
1-1/4	SBP 206-20	1.14
1-1/4	SBP 207-20	1.51
1-5/16	SBP 207-21	1.50
1-3/8	SBP 207-22	1.49
1-7/16	SBP 207-23	1.45
1-1/2	SBP 208-24	1.78


UCAK 200

Shaft dia. Inch	Unit number	Mass of unit Kg
3/4	UCAK 204-12	0.75
13/16	UCAK 205-13	0.89
7/8	UCAK 205-14	0.87
15/16	UCAK 205-15	0.86
1	UCAK 205-16	0.84
1-1/16	UCAK 206-17	1.28
1-1/8	UCAK 206-18	1.26
1-3/16	UCAK 206-19	1.23
1-1/4	UCAK 206-20	1.22
1-1/4	UCAK 207-20	1.76
1-5/16	UCAK 207-21	1.74
1-3/8	UCAK 207-22	1.71
1-7/16	UCAK 207-23	1.68
1-1/2	UCAK 208-24	2.17
1-5/8	UCAK 209-26	2.49
1-11/16	UCAK 209-27	2.45
1-3/4	UCAK 209-28	2.41
1-7/8	UCAK 210-30	2.90
1-15/16	UCAK 210-31	2.85
2	UCAK 210-32	2.81
2	UCAK 211-32	4.00
2-1/16	UCAK 211-33	3.95
2-1/8	UCAK 211-34	3.90
2-3/16	UCAK 211-35	3.83
2-1/4	UCAK 212-36	5.06
2-5/16	UCAK 212-37	4.99
2-3/8	UCAK 212-38	4.90
2-7/16	UCAK 212-39	4.84
2-1/2	UCAK 213-40	6.21
2-9/16	UCAK 213-41	6.05
2-5/8	UCAK 214-42	6.93
2-11/16	UCAK 214-43	6.92
2-3/4	UCAK 214-44	6.91
2-13/16	UCAK 215-45	8.65
2-7/8	UCAK 215-46	8.61
2-15/16	UCAK 215-47	8.59
3	UCAK 215-48	8.48


SAPP 200

Shaft dia. Inch	Unit number	Mass of unit Kg
1/2	SAPP 201-8	0.21
9/16	SAPP 202-9	0.20
5/8	SAPP 202-10	0.20
11/16	SAPP 203-11	0.19
3/4	SAPP 204-12	0.28
13/16	SAPP 205-13	0.37
7/8	SAPP 205-14	0.36
15/16	SAPP 205-15	0.35
1	SAPP 205-16	0.32
1-1/16	SAPP 206-17	0.56
1-1/8	SAPP 206-18	0.54
1-3/16	SAPP 206-19	0.50
1-1/4	SAPP 206-20	0.47
1-1/4	SAPP 207-20	0.79
1-5/16	SAPP 207-21	0.76
1-3/8	SAPP 207-22	0.74
1-7/16	SAPP 207-23	0.71


SAAK 200

Shaft dia. Inch	Unit number	Mass of unit Kg
3/4	SAAK 204-12	0.76
13/16	SAAK 205-13	0.87
7/8	SAAK 205-14	0.86
15/16	SAAK 205-15	0.85
1	SAAK 205-16	0.82
1-1/16	SAAK 206-17	1.29
1-1/8	SAAK 206-18	1.27
1-3/16	SAAK 206-19	1.23
1-1/4	SAAK 206-20	1.20
1-1/4	SAAK 207-20	1.79
1-5/16	SAAK 207-21	1.76
1-3/8	SAAK 207-22	1.74
1-7/16	SAAK 207-23	1.71
1-1/2	SAAK 208-24	2.17
1-5/8	SAAK 209-26	2.53
1-11/16	SAAK 209-27	2.47
1-3/4	SAAK 209-28	2.44
1-7/8	SAAK 210-30	2.88
1-15/16	SAAK 210-31	2.86
2	SAAK 210-32	2.80
2	SAAK 211-32	3.91
2-1/16	SAAK 211-33	3.86
2-1/8	SAAK 211-34	3.69
2-3/16	SAAK 211-35	3.54



SAP 200

Shaft dia. Inch	Unit number	Mass of unit Kg
3/4	SAP 204-12	0.68
13/16	SAP 205-13	0.79
7/8	SAP 205-14	0.78
15/16	SAP 205-15	0.77
1	SAP 205-16	0.74
1-1/16	SAP 206-17	1.27
1-1/8	SAP 206-18	1.25
1-3/16	SAP 206-19	1.21
1-1/4	SAP 206-20	1.18
1-1/4	SAP 207-20	1.64
1-5/16	SAP 207-21	1.61
1-3/8	SAP 207-22	1.59
1-7/16	SAP 207-23	1.56
1-1/2	SAP 208-24	1.92
1-5/8	SAP 209-26	2.33
1-11/16	SAP 209-27	2.27
1-3/4	SAP 209-28	2.24
1-7/8	SAP 210-30	2.78
1-15/16	SAP 210-31	2.76
2	SAP 210-32	2.70
2	SAP 211-32	3.44
2-1/16	SAP 211-33	3.39
2-1/8	SAP 211-34	3.22
2-3/16	SAP 211-35	3.07



UELAK 200

Shaft dia. Inch	Unit number	Mass of unit Kg
2	UELAK 211-32	4.31
2-1/16	UELAK 211-33	4.25
2-1/8	UELAK 211-34	4.17
2-3/16	UELAK 211-35	4.09
2-1/4	UELAK 212-36	5.42
2-5/16	UELAK 212-37	5.33
2-3/8	UELAK 212-38	5.24
2-7/16	UELAK 212-39	5.15
2-1/2	UELAK 213-40	6.78
2-9/16	UELAK 213-41	6.67
2-5/8	UELAK 214-42	7.66
2-11/16	UELAK 214-43	7.55
2-3/4	UELAK 214-44	7.43
2-13/16	UELAK 215-45	9.48
2-7/8	UELAK 215-46	9.35
2-15/16	UELAK 215-47	9.22
3	UELAK 215-48	9.09



UELAK 200

Shaft dia. Inch	Unit number	Mass of unit Kg
3/4	UELAK 204-12	0.80
13/16	UELAK 205-13	0.95
7/8	UELAK 205-14	0.93
15/16	UELAK 205-15	0.91
1	UELAK 205-16	0.88
1-1/16	UELAK 206-17	1.38
1-1/8	UELAK 206-18	1.35
1-3/16	UELAK 206-19	1.32
1-1/4	UELAK 206-20	1.30
1-1/4	UELAK 207-20	1.91
1-5/16	UELAK 207-21	1.88
1-3/8	UELAK 207-22	1.84
1-7/16	UELAK 207-23	1.81
1-1/2	UELAK 208-24	2.32
1-5/8	UELAK 209-26	2.67
1-11/16	UELAK 209-27	2.62
1-3/4	UELAK 209-28	2.58
1-7/8	UELAK 210-30	3.13
1-15/16	UELAK 210-31	3.07
2	UELAK 210-32	3.01

 Flanged Units Type

 **SBFS 200**

Shaft dia. Inch	Unit number	Mass of unit Kg
3/4	SBFS 204-12	0.61
13/16	SBFS 205-13	0.75
7/8	SBFS 205-14	0.74
15/16	SBFS 205-15	0.73
1	SBFS 205-16	0.71
1-1/16	SBFS 206-17	0.97
1-1/8	SBFS 206-18	0.96
1-3/16	SBFS 206-19	0.94
1-1/4	SBFS 206-20	0.93
1-1/4	SBFS 207-20	1.30
1-5/16	SBFS 207-21	1.29
1-3/8	SBFS 207-22	1.28
1-7/16	SBFS 207-23	1.24
1-1/2	SBFS 208-24	1.64

 **SBF 200**

Shaft dia. Inch	Unit number	Mass of unit Kg
3/4	SBF 204-12	0.51
13/16	SBF 205-13	0.73
7/8	SBF 205-14	0.72
15/16	SBF 205-15	0.71
1	SBF 205-16	0.69
1-1/16	SBF 206-17	1.01
1-1/8	SBF 206-18	1.00
1-3/16	SBF 206-19	0.98
1-1/4	SBF 206-20	0.97
1-1/4	SBF 207-20	1.30
1-5/16	SBF 207-21	1.29
1-3/8	SBF 207-22	1.28
1-7/16	SBF 207-23	1.24
1-1/2	SBF 208-24	1.67

 **UCFS 200**

Shaft dia. Inch	Unit number	Mass of unit Kg
3/4	UCFS 204-12	0.64
13/16	UCFS 205-13	0.80
7/8	UCFS 205-14	0.78
15/16	UCFS 205-15	0.77
1	UCFS 205-16	0.75
1-1/16	UCFS 206-17	1.05
1-1/8	UCFS 206-18	1.03
1-3/16	UCFS 206-19	1.00
1-1/4	UCFS 206-20	0.99
1-1/4	UCFS 207-20	1.40

 **UCFS 200**

Shaft dia. Inch	Unit number	Mass of unit Kg
1-5/16	UCFS 207-21	1.38
1-3/8	UCFS 207-22	1.35
1-7/16	UCFS 207-23	1.32
1-1/2	UCFS 208-24	1.78
1-5/8	UCFS 209-26	2.08
1-11/16	UCFS 209-27	2.04
1-3/4	UCFS 209-28	2.00
1-7/8	UCFS 210-30	2.50
1-15/16	UCFS 210-31	2.45
2	UCFS 210-32	2.41
2	UCFS 211-32	3.58
2-1/16	UCFS 211-33	3.53
2-1/8	UCFS 211-34	3.48
2-3/16	UCFS 211-35	3.41
2-1/4	UCFS 212-36	4.38
2-5/16	UCFS 212-37	4.31
2-3/8	UCFS 212-38	4.22
2-7/16	UCFS 212-39	4.16
2-1/2	UCFS 213-40	5.19
2-9/16	UCFS 213-41	5.03
2-5/8	UCFS 214-42	5.33
2-11/16	UCFS 214-43	5.32
2-3/4	UCFS 214-44	5.31
2-13/16	UCFS 215-45	6.47
2-7/8	UCFS 215-46	6.43
2-15/16	UCFS 215-47	6.41
3	UCFS 215-48	6.30

 **SAFS 200**

Shaft dia. Inch	Unit number	Mass of unit Kg
3/4	SAFS 204-12	0.65
13/16	SAFS 205-13	0.78
7/8	SAFS 205-14	0.77
15/16	SAFS 205-15	0.76
1	SAFS 205-16	0.73
1-1/16	SAFS 206-17	1.06
1-1/8	SAFS 206-18	1.04
1-3/16	SAFS 206-19	1.00
1-1/4	SAFS 206-20	0.97
1-1/4	SAFS 207-20	1.43
1-5/16	SAFS 207-21	1.40
1-3/8	SAFS 207-22	1.38
1-7/16	SAFS 207-23	1.35
1-1/2	SAFS 208-24	1.78
1-5/8	SAFS 209-26	2.12
1-11/16	SAFS 209-27	2.06
1-3/4	SAFS 209-28	2.03

 **SAFS 200**

Shaft dia. Inch	Unit number	Mass of unit Kg
1-7/8	SAFS 210-30	2.48
1-15/16	SAFS 210-31	2.46
2	SAFS 210-32	2.40
2	SAFS 211-32	3.49
2-1/16	SAFS 211-33	3.44
2-1/8	SAFS 211-34	3.27
2-3/16	SAFS 211-35	3.12

 **UELFS 200**

Shaft dia. Inch	Unit number	Mass of unit Kg
3/4	UELFS 204-12	0.69
13/16	UELFS 205-13	0.86
7/8	UELFS 205-14	0.84
15/16	UELFS 205-15	0.82
1	UELFS 205-16	0.79
1-1/16	UELFS 206-17	1.15
1-1/8	UELFS 206-18	1.12
1-3/16	UELFS 206-19	1.09
1-1/4	UELFS 206-20	1.07
1-1/4	UELFS 207-20	1.55
1-5/16	UELFS 207-21	1.52
1-3/8	UELFS 207-22	1.48
1-7/16	UELFS 207-23	1.45
1-1/2	UELFS 208-24	1.93
1-5/8	UELFS 209-26	2.26
1-11/16	UELFS 209-27	2.21
1-3/4	UELFS 209-28	2.17
1-7/8	UELFS 210-30	2.73
1-15/16	UELFS 210-31	2.67
2	UELFS 210-32	2.61
2	UELFS 211-32	3.89
2-1/16	UELFS 211-33	3.83
2-1/8	UELFS 211-34	3.75
2-3/16	UELFS 211-35	3.67
2-1/4	UELFS 212-36	4.74
2-5/16	UELFS 212-37	4.65
2-3/8	UELFS 212-38	4.56
2-7/16	UELFS 212-39	4.47
2-1/2	UELFS 213-40	5.76
2-9/16	UELFS 213-41	5.65
2-5/8	UELFS 214-42	6.06
2-11/16	UELFS 214-43	5.95
2-3/4	UELFS 214-44	5.83
2-13/16	UELFS 215-45	7.30
2-7/8	UELFS 215-46	7.17
2-15/16	UELFS 215-47	7.04
3	UELFS 215-48	6.91

 **SBPFL 200**

Shaft dia. Inch	Unit number	Mass of unit Kg
1/2	SBPFL 201-8	0.18
9/16	SBPFL 202-9	0.17
5/8	SBPFL 202-10	0.17
11/16	SBPFL 203-11	0.16
3/4	SBPFL 204-12	0.24
13/16	SBPFL 205-13	0.30
7/8	SBPFL 205-14	0.29
15/16	SBPFL 205-15	0.28
1	SBPFL 205-16	0.26
1-1/16	SBPFL 206-17	0.46
1-1/8	SBPFL 206-18	0.45
1-3/16	SBPFL 206-19	0.43
1-1/4	SBPFL 206-20	0.42
1-1/4	SBPFL 207-20	0.63
1-5/16	SBPFL 207-21	0.62
1-3/8	SBPFL 207-22	0.61
1-7/16	SBPFL 207-23	0.57

 **SBFT 200**

Shaft dia. Inch	Unit number	Mass of unit Kg
3/4	SBFT 204-12	0.49
13/16	SBFT 205-13	0.59
7/8	SBFT 205-14	0.58
15/16	SBFT 205-15	0.57
1	SBFT 205-16	0.55
1-1/16	SBFT 206-17	0.81
1-1/8	SBFT 206-18	0.80
1-3/16	SBFT 206-19	0.78
1-1/4	SBFT 206-20	0.77
1-1/4	SBFT 207-20	1.23
1-5/16	SBFT 207-21	1.22
1-3/8	SBFT 207-22	1.21
1-7/16	SBFT 207-23	1.17
1-1/2	SBFT 208-24	1.39

 **SBFL 200**

Shaft dia. Inch	Unit number	Mass of unit Kg
3/4	SBFL 204-12	0.41
13/16	SBFL 205-13	0.59
7/8	SBFL 205-14	0.58
15/16	SBFL 205-15	0.57
1	SBFL 205-16	0.55
1-1/16	SBFL 206-17	0.87

 **SBFL 200**

Shaft dia. Inch	Unit number	Mass of unit Kg
1-1/8	SBFL 206-18	0.86
1-3/16	SBFL 206-19	0.84
1-1/4	SBFL 206-20	0.83
1-1/4	SBFL 207-20	1.10
1-5/16	SBFL 207-21	1.09
1-3/8	SBFL 207-22	1.08
1-7/16	SBFL 207-23	1.04
1-1/2	SBFL 208-24	1.33

 **UCFT 200**

Shaft dia. Inch	Unit number	Mass of unit Kg
3/4	UCFT 204-12	0.52
13/16	UCFT 205-13	0.64
7/8	UCFT 205-14	0.62
15/16	UCFT 205-15	0.61
1	UCFT 205-16	0.59
1-1/16	UCFT 206-17	0.89
1-1/8	UCFT 206-18	0.87
1-3/16	UCFT 206-19	0.84
1-1/4	UCFT 206-20	0.83
1-1/4	UCFT 207-20	1.33
1-5/16	UCFT 207-21	1.31
1-3/8	UCFT 207-22	1.28
1-7/16	UCFT 207-23	1.25
1-1/2	UCFT 208-24	1.53
1-5/8	UCFT 209-26	1.81
1-11/16	UCFT 209-27	1.77
1-3/4	UCFT 209-28	1.73
1-7/8	UCFT 210-30	2.04
1-15/16	UCFT 210-31	1.99
2	UCFT 210-32	1.95
2	UCFT 211-32	2.94
2-1/16	UCFT 211-33	2.89
2-1/8	UCFT 211-34	2.84
2-3/16	UCFT 211-35	2.77
2-1/4	UCFT 212-36	3.76
2-5/16	UCFT 212-37	3.69
2-3/8	UCFT 212-38	3.60
2-7/16	UCFT 212-39	3.54
2-1/2	UCFT 213-40	4.59
2-9/16	UCFT 213-41	4.43
2-5/8	UCFT 214-42	4.84
2-11/16	UCFT 214-43	4.83
2-3/4	UCFT 214-44	4.82

 **SAPFL 200**

Shaft dia. Inch	Unit number	Mass of unit Kg
1/2	SAPFL 201-8	0.22
9/16	SAPFL 202-9	0.21
5/8	SAPFL 202-10	0.21
11/16	SAPFL 203-11	0.20
3/4	SAPFL 204-12	0.28
13/16	SAPFL 205-13	0.33
7/8	SAPFL 205-14	0.32
15/16	SAPFL 205-15	0.31
1	SAPFL 205-16	0.28
1-1/16	SAPFL 206-17	0.55
1-1/8	SAPFL 206-18	0.53
1-3/16	SAPFL 206-19	0.49
1-1/4	SAPFL 206-20	0.46
1-1/4	SAPFL 207-20	0.76
1-5/16	SAPFL 207-21	0.73
1-3/8	SAPFL 207-22	0.71
1-7/16	SAPFL 207-23	0.68

 **SAFT 200**

Shaft dia. Inch	Unit number	Mass of unit Kg
3/4	SAFT 204-12	0.53
13/16	SAFT 205-13	0.62
7/8	SAFT 205-14	0.61
15/16	SAFT 205-15	0.60
1	SAFT 205-16	0.57
1-1/16	SAFT 206-17	0.90
1-1/8	SAFT 206-18	0.88
1-3/16	SAFT 206-19	0.84
1-1/4	SAFT 206-20	0.81
1-1/4	SAFT 207-20	1.36
1-5/16	SAFT 207-21	1.33
1-3/8	SAFT 207-22	1.31
1-7/16	SAFT 207-23	1.28
1-1/2	SAFT 208-24	1.53
1-5/8	SAFT 209-26	1.85
1-11/16	SAFT 209-27	1.79
1-3/4	SAFT 209-28	1.76
1-7/8	SAFT 210-30	2.02
1-15/16	SAFT 210-31	2.00
2	SAFT 210-32	1.94
2	SAFT 211-32	2.85
2-1/16	SAFT 211-33	2.80
2-1/8	SAFT 211-34	2.63
2-3/16	SAFT 211-35	2.48

SAFL 200

Shaft dia. Inch	Unit number	Mass of unit Kg
3/4	SAFL 204-12	0.45
13/16	SAFL 205-13	0.62
7/8	SAFL 205-14	0.61
15/16	SAFL 205-15	0.60
1	SAFL 205-16	0.57
1-1/16	SAFL 206-17	0.96
1-1/8	SAFL 206-18	0.94
1-3/16	SAFL 206-19	0.90
1-1/4	SAFL 206-20	0.87
1-1/4	SAFL 207-20	1.23
1-5/16	SAFL 207-21	1.20
1-3/8	SAFL 207-22	1.18
1-7/16	SAFL 207-23	1.15
1-1/2	SAFL 208-24	1.47
1-5/8	SAFL 209-26	1.94
1-11/16	SAFL 209-27	1.88
1-3/4	SAFL 209-28	1.85
1-7/8	SAFL 210-30	2.18
1-15/16	SAFL 210-31	2.16
2	SAFL 210-32	2.10
2	SAFL 211-32	2.92
2-1/16	SAFL 211-33	2.87
2-1/8	SAFL 211-34	2.70
2-3/16	SAFL 211-35	2.55

UELFT 200

Shaft dia. Inch	Unit number	Mass of unit Kg
3/4	UELFT 204-12	0.57
13/16	UELFT 205-13	0.70
7/8	UELFT 205-14	0.68
15/16	UELFT 205-15	0.66
1	UELFT 205-16	0.63
1-1/16	UELFT 206-17	0.99
1-1/8	UELFT 206-18	0.96
1-3/16	UELFT 206-19	0.93
1-1/4	UELFT 206-20	0.91
1-1/4	UELFT 207-20	1.48
1-5/16	UELFT 207-21	1.45
1-3/8	UELFT 207-22	1.41
1-7/16	UELFT 207-23	1.38
1-1/2	UELFT 208-24	1.68
1-5/8	UELFT 209-26	1.99
1-11/16	UELFT 209-27	1.94
1-3/4	UELFT 209-28	1.90
1-7/8	UELFT 210-30	2.27
1-15/16	UELFT 210-31	2.21
2	UELFT 210-32	2.15
2	UELFT 211-32	3.25
2-1/16	UELFT 211-33	3.19
2-1/8	UELFT 211-34	3.11
2-3/16	UELFT 211-35	3.03

UELFT 200

Shaft dia. Inch	Unit number	Mass of unit Kg
2-1/4	UELFT 212-36	4.12
2-5/16	UELFT 212-37	4.03
2-3/8	UELFT 212-38	3.94
2-7/16	UELFT 212-39	3.85
2-1/2	UELFT 213-40	5.16
2-9/16	UELFT 213-41	5.05
2-5/8	UELFT 214-42	5.57
2-11/16	UELFT 214-43	5.46
2-3/4	UELFT 214-44	5.34

SBPF 200

Shaft dia. Inch	Unit number	Mass of unit Kg
1/2	SBPF 201-8	0.23
9/16	SBPF 202-9	0.22
5/8	SBPF 202-10	0.22
11/16	SBPF 203-11	0.21
3/4	SBPF 204-12	0.31
13/16	SBPF 205-13	0.40
7/8	SBPF 205-14	0.39
15/16	SBPF 205-15	0.38
1	SBPF 205-16	0.36
1-1/16	SBPF 206-17	0.60
1-1/8	SBPF 206-18	0.59
1-3/16	SBPF 206-19	0.57
1-1/4	SBPF 206-20	0.56
1-1/4	SBPF 207-20	0.79
1-5/16	SBPF 207-21	0.78
1-3/8	SBPF 207-22	0.77
1-7/16	SBPF 207-23	0.73

SBFC 200

Shaft dia. Inch	Unit number	Mass of unit Kg
3/4	SBFC 204-12	0.67
13/16	SBFC 205-13	0.98
7/8	SBFC 205-14	0.97
15/16	SBFC 205-15	0.96
1	SBFC 205-16	0.94
1-1/16	SBFC 206-17	1.21
1-1/8	SBFC 206-18	1.20
1-3/16	SBFC 206-19	1.18
1-1/4	SBFC 206-20	1.17
1-1/4	SBFC 207-20	1.60
1-5/16	SBFC 207-21	1.59
1-3/8	SBFC 207-22	1.58
1-7/16	SBFC 207-23	1.54
1-1/2	SBFC 208-24	1.91

SAPF 200

Shaft dia. Inch	Unit number	Mass of unit Kg
1/2	SAPF 201-8	0.27
9/16	SAPF 202-9	0.26
5/8	SAPF 202-10	0.26
11/16	SAPF 203-11	0.25
3/4	SAPF 204-12	0.35
13/16	SAPF 205-13	0.43
7/8	SAPF 205-14	0.42
15/16	SAPF 205-15	0.41
1	SAPF 205-16	0.38
1-1/16	SAPF 206-17	0.69
1-1/8	SAPF 206-18	0.67
1-3/16	SAPF 206-19	0.63
1-1/4	SAPF 206-20	0.60
1-1/4	SAPF 207-20	0.92
1-5/16	SAPF 207-21	0.89
1-3/8	SAPF 207-22	0.87
1-7/16	SAPF 207-23	0.84

SAFC 200

Shaft dia. Inch	Unit number	Mass of unit Kg
3/4	SAFC 204-12	0.71
13/16	SAFC 205-13	1.01
7/8	SAFC 205-14	1.00
15/16	SAFC 205-15	0.99
1	SAFC 205-16	0.96
1-1/16	SAFC 206-17	1.30
1-1/8	SAFC 206-18	1.28
1-3/16	SAFC 206-19	1.24
1-1/4	SAFC 206-20	1.21
1-1/4	SAFC 207-20	1.73
1-5/16	SAFC 207-21	1.70
1-3/8	SAFC 207-22	1.68
1-7/16	SAFC 207-23	1.65
1-1/2	SAFC 208-24	2.05
1-5/8	SAFC 209-26	2.71
1-11/16	SAFC 209-27	2.65
1-3/4	SAFC 209-28	2.62
1-7/8	SAFC 210-30	2.90
1-15/16	SAFC 210-31	2.88
2	SAFC 210-32	2.82
2	SAFC 211-32	3.98
2-1/16	SAFC 211-33	3.93
2-1/8	SAFC 211-34	3.76
2-3/16	SAFC 211-35	3.61

 Others

SAHA 200

Shaft dia. Inch	Unit number	Mass of unit Kg
3/4	SAHA 204-12	0.64
13/16	SAHA 205-13	0.85
7/8	SAHA 205-14	0.84
15/16	SAHA 205-15	0.83
1	SAHA 205-16	0.80
1-1/16	SAHA 206-17	0.83
1-1/8	SAHA 206-18	0.81
1-3/16	SAHA 206-19	0.77
1-1/4	SAHA 206-20	0.74
1-1/4	SAHA 207-20	1.20
1-5/16	SAHA 207-21	1.17
1-3/8	SAHA 207-22	1.15
1-7/16	SAHA 207-23	1.12
1-1/2	SAHA 208-24	1.29
1-5/8	SAHA 209-26	1.79
1-11/16	SAHA 209-27	1.73
1-3/4	SAHA 209-28	1.70
1-7/8	SAHA 210-30	2.00
1-15/16	SAHA 210-31	1.98
2	SAHA 210-32	1.92
2	SAHA 211-32	2.54
2-1/16	SAHA 211-33	2.49
2-1/8	SAHA 211-34	2.32
2-3/16	SAHA 211-35	2.17

SAC 200

Shaft dia. Inch	Unit number	Mass of unit Kg
3/4	SAC 204-12	0.51
13/16	SAC 205-13	0.67
7/8	SAC 205-14	0.66
15/16	SAC 205-15	0.65
1	SAC 205-16	0.62
1-1/16	SAC 206-17	0.86
1-1/8	SAC 206-18	0.84
1-3/16	SAC 206-19	0.80
1-1/4	SAC 206-20	0.77
1-1/4	SAC 207-20	0.99
1-5/16	SAC 207-21	0.96
1-3/8	SAC 207-22	0.94
1-7/16	SAC 207-23	0.91
1-1/2	SAC 208-24	1.23
1-5/8	SAC 209-26	1.63
1-11/16	SAC 209-27	1.57
1-3/4	SAC 209-28	1.54
1-7/8	SAC 210-30	1.97
1-15/16	SAC 210-31	1.95
2	SAC 210-32	1.89
2	SAC 211-32	2.27
2-1/16	SAC 211-33	2.22
2-1/8	SAC 211-34	2.05
2-3/16	SAC 211-35	1.90

UCST 200

Shaft dia. Inch	Unit number	Mass of unit Kg
3/4	UCST 204-12	0.74
13/16	UCST 205-13	0.87
7/8	UCST 205-14	0.85
15/16	UCST 205-15	0.84
1	UCST 205-16	0.82
1-1/16	UCST 206-17	1.30
1-1/8	UCST 206-18	1.28
1-3/16	UCST 206-19	1.25
1-1/4	UCST 206-20	1.24
1-1/4	UCST 207-20	1.64
1-5/16	UCST 207-21	1.62
1-3/8	UCST 207-22	1.59
1-7/16	UCST 207-23	1.56
1-1/2	UCST 208-24	2.34
1-5/8	UCST 209-26	2.37
1-11/16	UCST 209-27	2.33
1-3/4	UCST 209-28	2.29
1-7/8	UCST 210-30	2.56
1-15/16	UCST 210-31	2.51
2	UCST 210-32	2.47
2	UCST 211-32	3.92
2-1/16	UCST 211-33	3.87
2-1/8	UCST 211-34	3.82
2-3/16	UCST 211-35	3.75
2-1/4	UCST 212-36	4.91
2-5/16	UCST 212-37	4.84
2-3/8	UCST 212-38	4.75
2-7/16	UCST 212-39	4.69
2-1/2	UCST 213-40	6.73
2-9/16	UCST 213-41	6.57
2-5/8	UCST 214-42	6.77
2-11/16	UCST 214-43	6.76
2-3/4	UCST 214-44	6.75
2-13/16	UCST 215-45	7.19
2-7/8	UCST 215-46	7.15
2-15/16	UCST 215-47	7.13
1-7/16	UCST 215-48	7.02

SAST 200

Shaft dia. Inch	Unit number	Mass of unit Kg
3/4	SAST 204-12	0.75
13/16	SAST 205-13	0.85
7/8	SAST 205-14	0.84
15/16	SAST 205-15	0.83
1	SAST 205-16	0.80
1-1/16	SAST 206-17	1.31
1-1/8	SAST 206-18	1.29
1-3/16	SAST 206-19	1.25
1-1/4	SAST 206-20	1.22
1-1/4	SAST 207-20	1.67
1-5/16	SAST 207-21	1.64
1-3/8	SAST 207-22	1.62

SAST 200

Shaft dia. Inch	Unit number	Mass of unit Kg
1-7/16	SAST 207-23	1.59
1-1/2	SAST 208-24	2.34
1-5/8	SAST 209-26	2.41
1-11/16	SAST 209-27	2.35
1-3/4	SAST 209-28	2.32
1-7/8	SAST 210-30	2.54
1-15/16	SAST 210-31	2.52
2	SAST 210-32	2.46
2	SAST 211-32	3.83
2-1/16	SAST 211-33	3.78
2-1/8	SAST 211-34	3.61
2-3/16	SAST 211-35	3.46

UELST 200


Shaft dia. Inch	Unit number	Mass of unit Kg
3/4	UELST 204-12	0.79
13/16	UELST 205-13	0.93
7/8	UELST 205-14	0.91
15/16	UELST 205-15	0.89
1	UELST 205-16	0.86
1-1/16	UELST 206-17	1.40
1-1/8	UELST 206-18	1.37
1-3/16	UELST 206-19	1.34
1-1/4	UELST 206-20	1.32
1-1/4	UELST 207-20	1.79
1-5/16	UELST 207-21	1.76
1-3/8	UELST 207-22	1.72
1-7/16	UELST 207-23	1.69
1-1/2	UELST 208-24	2.49
1-5/8	UELST 209-26	2.55
1-11/16	UELST 209-27	2.50
1-3/4	UELST 209-28	2.46
1-7/8	UELST 210-30	2.79
1-15/16	UELST 210-31	2.73
2	UELST 210-32	2.67
2	UELST 211-32	4.23
2-1/16	UELST 211-33	4.17
2-1/8	UELST 211-34	4.09
2-3/16	UELST 211-35	4.01
2-1/4	UELST 212-36	5.27
2-5/16	UELST 212-37	5.18
2-3/8	UELST 212-38	5.09
2-7/16	UELST 212-39	5.00
2-1/2	UELST 213-40	7.30
2-9/16	UELST 213-41	7.19
2-5/8	UELST 214-42	7.50
2-11/16	UELST 214-43	7.39
2-3/4	UELST 214-44	7.27
2-13/16	UELST 215-45	8.02
2-7/8	UELST 215-46	7.89
2-15/16	UELST 215-47	7.76
1-7/16	UELST 215-48	7.63

NOTE



Interchangeable Guide

SLB[®]



 Pillow Blocks Type

 **SBPP 200**

SLB	ASAHI	FYH	INA	NTN	SKF
SBPP 201	BPP 1	SBPP 201 F	PBY 12	ASPP 201	-
SBPP 202	BPP 2	SBPP 202 F	PBY 15	ASPP 202	-
SBPP 203	BPP 3	SBPP 203 F	PBY 17	ASPP 203	-
SBPP 204	BPP 4	SBPP 204 F	PBY 20	ASPP 204	-
SBPP 205	BPP 5	SBPP 205 F	PBY 25	ASPP 205	-
SBPP 206	BPP 6	SBPP 206 F	PBY 30	ASPP 206	-
SBPP 207	BPP 7	-	-	ASPP 207	-

 **SBAK 200**

SLB	ASAHI	FYH	INA	NTN	SKF
SBAK 204	-	-	-	ASPL 204	-
SBAK 205	-	-	-	ASPL 205	-
SBAK 206	-	-	-	ASPL 206	-
SBAK 207	-	-	-	ASPL 207	-
SBAK 208	-	-	-	-	-

 **SBP 200**

SLB	ASAHI	FYH	INA	NTN	SKF
SBP 204	BP 204	-	PASEY 20	-	-
SBP 205	BP 205	-	PASEY 25	-	-
SBP 206	BP 206	-	PASEY 30	-	-
SBP 207	BP 207	-	PASEY 35	-	-
SBP 208	-	-	PASEY 40	-	-

 **UCAK 200**

SLB	ASAHI	FYH	INA	NTN	SKF
UCAK 204	UCLP 204	SL 204	RAKY 20	UCPL 204 D1	-
UCAK 205	UCLP 205	SL 205	RAKY 25	UCPL 205 D1	-
UCAK 206	UCLP 206	SL 206	RAKY 30	UCPL 206 D1	-
UCAK 207	UCLP 207	SL 207	RAKY 35	UCPL 207 D1	-
UCAK 208	UCLP 208	SL 208	RAKY 40	UCPL 208 D1	-
UCAK 209	UCLP 209	SL 209	RAKY 45	UCPL 209 D1	-
UCAK 210	UCLP 210	SL 210	RAKY 50	UCPL 210 D1	-
UCAK 211	UCLP 211	SL 211	RAKY 55	UCPL 211 D1	-
UCAK 212	UCLP 212	SL 212	RAKY 60	UCPL 212 D1	-
UCAK 213	UCLP 213	-	-	-	-
UCAK 214	-	-	-	-	-
UCAK 215	-	SL 215	RAKY 75	-	-

 **UCP 200**

SLB	ASAHI	FYH	INA	NTN	SKF
UCP 201	UCP 201	UCP 201	RASEY 12	UCP 201 D1	-
UCP 202	UCP 202	UCP 202	RASEY 15	UCP 202 D1	-
UCP 203	UCP 203	UCP 203	RASEY 17	UCP 203 D1	-
UCP 204	UCP 204	UCP 204	RASEY 20	UCP 204 D1	SY 20 TM
UCP 205	UCP 205	UCP 205	RASEY 25	UCP 205 D1	SY 25 TM
UCP 206	UCP 206	UCP 206	RASEY 30	UCP 206 D1	SY 30 TM
UCP 207	UCP 207	UCP 207	RASEY 35	UCP 207 D1	SY 35 TM
UCP 208	UCP 208	UCP 208	RASEY 40	UCP 208 D1	SY 40 TM
UCP 209	UCP 209	UCP 209	RASEY 45	UCP 209 D1	SY 45 TM
UCP 210	UCP 210	UCP 210	RASEY 50	UCP 210 D1	SY 50 TM
UCP 211	UCP 211	UCP 211	RASEY 55	UCP 211 D1	SY 55 TM
UCP 212	UCP 212	UCP 212	RASEY 60	UCP 212 D1	SY 60 TM
UCP 213	UCP 213	UCP 213	RASEY 65	UCP 213 D1	SY 65 TM
UCP 214	UCP 214	UCP 214	RASEY 70	UCP 214 D1	SY 70 TM
UCP 215	UCP 215	UCP 215	RASEY 75	UCP 215 D1	SY 75 TM
UCP 216	UCP 216	UCP 216	RASEY 80	UCP 216 D1	SY 80 TM
UCP 217	UCP 217	UCP 217	-	UCP 217 D1	SY 85 TM
UCP 218	UCP 218	UCP 218	RASEY 90	UCP 218 D1	SY 90 TM

 **UCPA 200**

SLB	ASAHI	FYH	INA	NTN	SKF
UCPA 201	UCPA 201	UCPA 201	RSHEY 12	UCUP 201 D1	-
UCPA 202	UCPA 202	UCPA 202	RSHEY 15	UCUP 202 D1	-
UCPA 203	UCPA 203	UCPA 203	RSHEY 17	UCUP 203 D1	-
UCPA 204	UCPA 204	UCPA 204	RSHEY 20	UCUP 204 D1	SYF 20 TM
UCPA 205	UCPA 205	UCPA 205	RSHEY 25	UCUP 205 D1	SYF 25 TM
UCPA 206	UCPA 206	UCPA 206	RSHEY 30	UCUP 206 D1	SYF 30 TM
UCPA 207	UCPA 207	UCPA 207	RSHEY 35	UCUP 207 D1	SYF 35 TM
UCPA 208	UCPA 208	UCPA 208	RSHEY 40	UCUP 208 D1	SYF 40 TM
UCPA 209	UCPA 209	UCPA 209	RSHEY 45	UCUP 209 D1	SYF 45 TM
UCPA 210	UCPA 210	UCPA 210	RSHEY 50	UCUP 210 D1	SYF 50 TM
UCPA 211	-	-	-	-	SYF 55 TM
UCPA 212	-	-	-	-	SYF 60 TM
UCPA 213	-	-	-	-	-
UCPA 214	-	-	-	-	-
UCPA 215	-	-	-	-	-
UCPA 216	-	-	-	-	-
UCPA 217	-	-	-	-	-
UCPA 218	-	-	-	-	-

 **SAPP 200**

SLB	ASAHI	FYH	INA	NTN	SKF
SAPP 201	-	SAPP 201 F	PB 12	AELPP 201 W3	S 12 FM
SAPP 202	-	SAPP 202 F	PB 15	AELPP 202 W3	S 15 FM
SAPP 203	-	SAPP 203 F	PB 17	AELPP 203 W3	S 17 FM
SAPP 204	-	SAPP 204 F	PB 20	AELPP 204 W3	S 20 FM
SAPP 205	-	SAPP 205 F	PB 25	AELPP 205 W3	S 25 FM
SAPP 206	-	SAPP 206 F	PB 30	AELPP 206 W3	S 30 FM
SAPP 207	-	-	-	AELPP 207 W3	S 35 FM

SAAK 200

SLB	ASAHI	FYH	INA	NTN	SKF
SAAK 204	-	-	PAK 20	AELPL 204 W3	-
SAAK 205	-	-	PAK 25	AELPL 205 W3	-
SAAK 206	-	-	PAK 30	AELPL 206 W3	-
SAAK 207	-	-	PAK 35	AELPL 207 W3	-
SAAK 208	-	-	PAK 40	-	-
SAAK 209	-	-	PAK 45	-	-
SAAK 210	-	-	PAK 50	-	-
SAAK 211	-	-	PAK 55	-	-

SAP 200

SLB	ASAHI	FYH	INA	NTN	SKF
SAP 204	-	-	PASE 20	-	SY 20 FM
SAP 205	-	-	PASE 25	-	SY 25 FM
SAP 206	-	-	PASE 30	-	SY 30 FM
SAP 207	-	-	PASE 35	-	SY 35 FM
SAP 208	-	-	PASE 40	-	SY 40 FM
SAP 209	-	-	PASE 45	-	SY 45 FM
SAP 210	-	-	PASE 50	-	SY 50 FM
SAP 211	-	-	PASE 55	-	SY 55 FM

UELAK 200

SLB	ASAHI	FYH	INA	NTN	SKF
UELAK 204	-	-	RAK 20	UELPL 204 D1 W3	-
UELAK 205	-	-	RAK 25	UELPL 205 D1 W3	-
UELAK 206	-	-	RAK 30	UELPL 206 D1 W3	-
UELAK 207	-	-	RAK 35	UELPL 207 D1 W3	-
UELAK 208	-	-	RAK 40	UELPL 208 D1 W3	-
UELAK 209	-	-	RAK 45	UELPL 209 D1 W3	-
UELAK 210	-	-	RAK 50	UELPL 210 D1 W3	-
UELAK 211	-	-	RAK 55	UELPL 211 D1 W3	-
UELAK 212	-	-	RAK 60	UELPL 212 D1 W3	-
UELAK 213	-	-	-	-	-
UELAK 214	-	-	-	-	-
UELAK 215	-	-	RAK 75 S	-	-

UELP 200

SLB	ASAHI	FYH	INA	NTN	SKF
UEL P 201	-	NAP 201	-	-	-
UEL P 202	-	NAP 202	RASE 15	-	-
UEL P 203	-	NAP 203	RASE 17	-	-
UEL P 204	-	NAP 204	RASE 20	UEL P 204 D1 W3	SY 20 WM
UEL P 205	-	NAP 205	RASE 25	UEL P 205 D1 W3	SY 25 WM
UEL P 206	-	NAP 206	RASE 30	UEL P 206 D1 W3	SY 30 WM
UEL P 207	-	NAP 207	RASE 35	UEL P 207 D1 W3	SY 35 WM
UEL P 208	-	NAP 208	RASE 40	UEL P 208 D1 W3	SY 40 WM
UEL P 209	-	NAP 209	RASE 45	UEL P 209 D1 W3	SY 45 WM
UEL P 210	-	NAP 210	RASE 50	UEL P 210 D1 W3	SY 50 WM
UEL P 211	-	NAP 211	RASE 55	UEL P 211 D1 W3	SY 55 WM
UEL P 212	-	NAP 212	RASE 60	UEL P 212 D1 W3	SY 60 WM
UEL P 213	-	NAP 213	-	UEL P 213 D1 W3	-

UELP 200

SLB	ASAHI	FYH	INA	NTN	SKF
UEL P 214	-	-	RASE 70 S	UEL P 214 D1 W3	-
UEL P 215	-	NAP 215	RASE 75 S	UEL P 215 D1 W3	-

UKP 200

SLB	ASAHI	FYH	INA	NTN	SKF
UKP 205	UKP 205	UKP 205	RASEA 20	UKP 205 D1	-
UKP 206	UKP 206	UKP 206	RASEA 25	UKP 206 D1	-
UKP 207	UKP 207	UKP 207	RASEA 30	UKP 207 D1	-
UKP 208	UKP 208	UKP 208	RASEA 35	UKP 208 D1	-
UKP 209	-	UKP 209	RASEA 40	UKP 209 D1	-
UKP 210	-	UKP 210	RASEA 45	UKP 210 D1	-
UKP 211	UKP 211	UKP 211	RASEA 50	UKP 211 D1	-
UKP 212	UKP 212	UKP 212	RASEA 55	UKP 212 D1	-
UKP 213	UKP 213	UKP 213	RASEA 60	UKP 213 D1	-

UCP X00

SLB	ASAHI	FYH	INA	NTN	SKF
UCP X05	UCP X05	UCP X05	-	UCP X05 D1	-
UCP X06	UCP X06	UCP X06	-	UCP X06 D1	-
UCP X07	UCP X07	UCP X07	-	UCP X07 D1	-
UCP X08	UCP X08	UCP X08	RASEY 40-MP	UCP X08 D1	-
UCP X09	UCP X09	UCP X09	RASEY 45-MP	UCP X09 D1	-
UCP X10	UCP X10	UCP X10	RASEY 50-MP	UCP X10 D1	-
UCP X11	UCP X11	UCP X11	-	UCP X11 D1	-
UCP X12	UCP X12	UCP X12	RASEY 60-MP	UCP X12 D1	-
UCP X13	UCP X13	UCP X13	-	UCP X13 D1	-
UCP X14	UCP X14	UCP X14	-	UCP X14 D1	-
UCP X15	UCP X15	UCP X15	-	UCP X15 D1	-
UCP X16	UCP X16	UCP X16	-	UCP X16 D1	-

UCP 300

SLB	ASAHI	FYH	INA	NTN	SKF
UCP 305	UCP 305	UCP 305	-	UCP 305 D1	-
UCP 306	UCP 306	UCP 306	RSAOY 30	UCP 306 D1	-
UCP 307	UCP 307	UCP 307	-	UCP 307 D1	-
UCP 308	UCP 308	UCP 308	RSAOY 40	UCP 308 D1	-
UCP 309	UCP 309	UCP 309	-	UCP 309 D1	-
UCP 310	UCP 310	UCP 310	RSAOY 50	UCP 310 D1	-
UCP 311	UCP 311	UCP 311	-	UCP 311 D1	-
UCP 312	UCP 312	UCP 312	RSAOY 60	UCP 312 D1	-
UCP 313	UCP 313	UCP 313	-	UCP 313 D1	-
UCP 314	UCP 314	UCP 314	-	UCP 314 D1	-
UCP 315	UCP 315	UCP 315	-	UCP 315 D1	-
UCP 316	UCP 316	UCP 316	-	UCP 316 D1	-

 Flanged Units Type

 **SBF 200**

SLB	ASAHI	FYH	INA	NTN	SKF
SBF 204	BF 204	-	PCJY 20	-	-
SBF 205	BF 205	-	PCJY 25	-	-
SBF 206	BF 206	-	PCJY 30	-	-
SBF 207	BF 207	-	PCJY 35	-	-
SBF 208	-	-	PCJY 40	-	-

 **UCFS 200**

SLB	ASAHI	FYH	INA	NTN	SKF
UCFS 204	UCLF 204	SLF 204	RCJY 20-N	-	-
UCFS 205	UCLF 205	SLF 205	RCJY 25-N	-	-
UCFS 206	UCLF 206	SLF 206	RCJY 30-N	-	-
UCFS 207	UCLF 207	SLF 207	RCJY 35-N	-	-
UCFS 208	UCLF 208	SLF 208	RCJY 40-N	-	-
UCFS 209	UCLF 209	SLF 209	RCJY 45-N	-	-
UCFS 210	UCLF 210	SLF 210	RCJY 50-N	-	-
UCFS 211	UCLF 211	SLF 211	RCJY 55-N	-	-
UCFS 212	UCLF 212	SLF 212	RCJY 60-N	-	-
UCFS 213	-	-	RCJY 65-N	-	-
UCFS 214	-	SLF 214	RCJY 70-N	-	-
UCFS 215	-	SLF 215	RCJY 75-N	-	-

 **UCF 200**

SLB	ASAHI	FYH	INA	NTN	SKF
UCF 201	UCF 201	UCF 201	RCJY 12	UCF 201 D1	-
UCF 202	UCF 202	UCF 202	RCJY 15	UCF 202 D1	-
UCF 203	UCF 203	UCF 203	RCJY 17	UCF 203 D1	-
UCF 204	UCF 204	UCF 204	RCJY 20	UCF 204 D1	FY 20 TM
UCF 205	UCF 205	UCF 205	RCJY 25	UCF 205 D1	FY 25 TM
UCF 206	UCF 206	UCF 206	RCJY 30	UCF 206 D1	FY 30 TM
UCF 207	UCF 207	UCF 207	RCJY 35	UCF 207 D1	FY 35 TM
UCF 208	UCF 208	UCF 208	RCJY 40	UCF 208 D1	FY 40 TM
UCF 209	UCF 209	UCF 209	RCJY 45	UCF 209 D1	FY 45 TM
UCF 210	UCF 210	UCF 210	RCJY 50	UCF 210 D1	FY 50 TM
UCF 211	UCF 211	UCF 211	RCJY 55	UCF 211 D1	FY 55 TM
UCF 212	UCF 212	UCF 212	RCJY 60	UCF 212 D1	FY 60 TM
UCF 213	UCF 213	UCF 213	RCJY 65	UCF 213 D1	FY 65 TM
UCF 214	UCF 214	UCF 214	RCJY 70	UCF 214 D1	FY 70 TM
UCF 215	UCF 215	UCF 215	RCJY 75	UCF 215 D1	FY 75 TM
UCF 216	UCF 216	UCF 216	RCJY 80	UCF 216 D1	FY 80 TM
UCF 217	UCF 217	UCF 217	-	UCF 217 D1	-
UCF 218	UCF 218	UCF 218	RCJY 90	UCF 218 D1	FY 90 TM

 **SAF 200**

SLB	ASAHI	FYH	INA	NTN	SKF
SAF 204	-	-	PCJ 20	-	FY 20 FM
SAF 205	-	-	PCJ 25	-	FY 25 FM
SAF 206	-	-	PCJ 30	-	FY 30 FM
SAF 207	-	-	PCJ 35	-	FY 35 FM
SAF 208	-	-	PCJ 40	-	FY 40 FM
SAF 209	-	-	PCJ 45	-	FY 45 FM
SAF 210	-	-	PCJ 50	-	FY 50 FM
SAF 211	-	-	PCJ 55	-	FY 55 FM

 **UELFS 200**

SLB	ASAHI	FYH	INA	NTN	SKF
UELFS 204	-	-	RCJ 20-N	UELFU 204 D1 W3	-
UELFS 205	-	-	RCJ 25-N	UELFU 205 D1 W3	-
UELFS 206	-	-	RCJ 30-N	UELFU 206 D1 W3	-
UELFS 207	-	-	RCJ 35-N	UELFU 207 D1 W3	-
UELFS 208	-	-	RCJ 40-N	UELFU 208 D1 W3	-
UELFS 209	-	-	RCJ 45-N	UELFU 209 D1 W3	-
UELFS 210	-	-	RCJ 50-N	UELFU 210 D1 W3	-
UELFS 211	-	-	RCJ 55-N	UELFU 211 D1 W3	-
UELFS 212	-	-	RCJ 60-N	UELFU 212 D1 W3	-
UELFS 213	-	-	RCJ 65-N	UELFU 213 D1 W3	-
UELFS 214	-	-	RCJ 70-N	UELFU 214 D1 W3	-
UELFS 215	-	-	RCJ 75-N	-	-

 **UELF 200**

SLB	ASAHI	FYH	INA	NTN	SKF
UELF 201	-	-	-	-	-
UELF 202	-	-	RCJ 15	-	-
UELF 203	-	-	RCJ 17	-	-
UELF 204	-	-	RCJ 20	UELF 204 D1 W3	FY 20 WM
UELF 205	-	-	RCJ 25	UELF 205 D1 W3	FY 25 WM
UELF 206	-	-	RCJ 30	UELF 206 D1 W3	FY 30 WM
UELF 207	-	-	RCJ 35	UELF 207 D1 W3	FY 35 WM
UELF 208	-	-	RCJ 40	UELF 208 D1 W3	FY 40 WM
UELF 209	-	-	RCJ 45	UELF 209 D1 W3	FY 45 WM
UELF 210	-	-	RCJ 50	UELF 210 D1 W3	FY 50 WM
UELF 211	-	-	RCJ 55	UELF 211 D1 W3	FY 55 WM
UELF 212	-	-	RCJ 60	UELF 212 D1 W3	FY 60 WM
UELF 213	-	-	-	UELF 213 D1 W3	-
UELF 214	-	-	RCJ 70 S	UELF 214 D1 W3	-
UELF 215	-	-	RCJ 75 S	UELF 215 D1 W3	-

UKF 200

SLB	ASAHI	FYH	INA	NTN	SKF
UKF 205	UKF 205	UKF 205	-	UKF 205 D1	-
UKF 206	UKF 206	UKF 206	-	UKF 206 D1	-
UKF 207	UKF 207	UKF 207	-	UKF 207 D1	-
UKF 208	UKF 208	UKF 208	-	UKF 208 D1	-
UKF 209	UKF 209	UKF 209	-	UKF 209 D1	-
UKF 210	UKF 210	UKF 210	-	UKF 210 D1	-
UKF 211	UKF 211	UKF 211	-	UKF 211 D1	-
UKF 212	UKF 212	UKF 212	-	UKF 212 D1	-
UKF 213	UKF 213	UKF 213	-	UKF 213 D1	-

UCF X00

SLB	ASAHI	FYH	INA	NTN	SKF
UCF X05	UCF X05	UCF X05	-	UCF X05 D1	-
UCF X06	UCF X06	UCF X06	-	UCF X06 D1	-
UCF X07	UCF X07	UCF X07	-	UCF X07 D1	-
UCF X08	UCF X08	UCF X08	RCJY 40-MP	UCF X08 D1	-
UCF X09	UCF X09	UCF X09	RCJY 45-MP	UCF X09 D1	-
UCF X10	UCF X10	UCF X10	RCJY 50-MP	UCF X10 D1	-
UCF X11	UCF X11	UCF X11	-	UCF X11 D1	-
UCF X12	UCF X12	UCF X12	RCJY 60-MP	UCF X12 D1	-
UCF X13	UCF X13	UCF X13	-	UCF X13 D1	-
UCF X14	UCF X14	UCF X14	-	UCF X14 D1	-
UCF X15	UCF X15	UCF X15	-	UCF X15 D1	-
UCF X16	UCF X16	UCF X16	-	UCF X16 D1	-

UCF 300

SLB	ASAHI	FYH	INA	NTN	SKF
UCF 305	UCF 305	UCF 305	-	UCF 305 D1	-
UCF 306	UCF 306	UCF 306	RCJOY 30	UCF 306 D1	-
UCF 307	UCF 307	UCF 307	-	UCF 307 D1	-
UCF 308	UCF 308	UCF 308	RCJOY 40	UCF 308 D1	-
UCF 309	UCF 309	UCF 309	-	UCF 309 D1	-
UCF 310	UCF 310	UCF 310	RCJOY 50	UCF 310 D1	-
UCF 311	UCF 311	UCF 311	-	UCF 311 D1	-
UCF 312	UCF 312	UCF 312	RCJOY 60	UCF 312 D1	-
UCF 313	UCF 313	UCF 313	-	UCF 313 D1	-
UCF 314	UCF 314	UCF 314	-	UCF 314 D1	-
UCF 315	UCF 315	UCF 315	-	UCF 315 D1	-
UCF 316	UCF 316	UCF 316	-	UCF 316 D1	-

SBPFL 200

SLB	ASAHI	FYH	INA	NTN	SKF
SBPFL 201	BPFL 1	SBPFL 201	RATY 12	ASPFL 201	-
SBPFL 202	BPFL 2	SBPFL 202	RATY 15	ASPFL 202	-
SBPFL 203	BPFL 3	SBPFL 203	RATY 17	ASPFL 203	-
SBPFL 204	BPFL 4	SBPFL 204	RATY 20	ASPFL 204	-
SBPFL 205	BPFL 5	SBPFL 205	RATY 25	ASPFL 205	-
SBPFL 206	BPFL 6	SBPFL 206	RATY 30	ASPFL 206	-
SBPFL 207	BPFL 7	-	RATY 35	ASPFL 207	-

SBFL 200

SLB	ASAHI	FYH	INA	NTN	SKF
SBFL 204	BFL 204	-	PCJTY 20	-	-
SBFL 205	BFL 205	-	PCJTY 25	-	-
SBFL 206	BFL 206	-	PCJTY 30	-	-
SBFL 207	BFL 207	-	PCJTY 35	-	-
SBFL 208	-	-	PCJTY 40	-	-

UCFT 200

SLB	ASAHI	FYH	INA	NTN	SKF
UCFT 204	UCFT 204	-	RCJTY 20-N	-	-
UCFT 205	UCFT 205	-	RCJTY 25-N	-	-
UCFT 206	UCFT 206	-	RCJTY 30-N	-	-
UCFT 207	UCFT 207	-	RCJTY 35-N	-	-
UCFT 208	UCFT 208	-	RCJTY 40-N	-	-
UCFT 209	UCFT 209	-	RCJTY 45-N	-	-
UCFT 210	UCFT 210	-	RCJTY 50-N	-	-
UCFT 211	UCFT 211	-	RCJTY 55-N	-	-
UCFT 212	-	-	RCJTY 60-N	-	-
UCFT 213	-	-	RCJTY 65-N	-	-
UCFT 214	-	-	RCJTY 70-N	-	-

UCFL 200

SLB	ASAHI	FYH	INA	NTN	SKF
UCFL 201	UCFL 201	UCFL 201	RCJTY 12-JIS	UCFL 201 D1	-
UCFL 202	UCFL 202	UCFL 202	RCJTY 15-JIS	UCFL 202 D1	-
UCFL 203	UCFL 203	UCFL 203	RCJTY 17-JIS	UCFL 203 D1	-
UCFL 204	UCFL 204	UCFL 204	RCJTY 20-JIS	UCFL 204 D1	FYT 20 TM
UCFL 205	UCFL 205	UCFL 205	RCJTY 25-JIS	UCFL 205 D1	FYT 25 TM
UCFL 206	UCFL 206	UCFL 206	RCJTY 30-JIS	UCFL 206 D1	FYT 30 TM
UCFL 207	UCFL 207	UCFL 207	RCJTY 35-JIS	UCFL 207 D1	FYT 35 TM
UCFL 208	UCFL 208	UCFL 208	RCJTY 40-JIS	UCFL 208 D1	FYT 40 TM
UCFL 209	UCFL 209	UCFL 209	RCJTY 45-JIS	UCFL 209 D1	FYT 45 TM
UCFL 210	UCFL 210	UCFL 210	RCJTY 50-JIS	UCFL 210 D1	FYT 50 TM
UCFL 211	UCFL 211	UCFL 211	RCJTY 55-JIS	UCFL 211 D1	FYT 55 TM
UCFL 212	UCFL 212	UCFL 212	RCJTY 60-JIS	UCFL 212 D1	-
UCFL 213	UCFL 213	UCFL 213	-	UCFL 213 D1	-
UCFL 214	UCFL 214	UCFL 214	RCJTY 70-JIS	UCFL 214 D1	-
UCFL 215	UCFL 215	UCFL 215	RCJTY 75-JIS	UCFL 215 D1	-
UCFL 216	UCFL 216	UCFL 216	-	UCFL 216 D1	-
UCFL 217	UCFL 217	UCFL 217	-	UCFL 217 D1	-
UCFL 218	UCFL 218	UCFL 218	-	UCFL 218 D1	-

SAPFL 200

SLB	ASAHI	FYH	INA	NTN	SKF
SAPFL 201	-	SAPFL 201	RAT 12	AELPFL 201 W3	-
SAPFL 202	-	SAPFL 202	RAT 15	AELPFL 202 W3	FT 15 FM
SAPFL 203	-	SAPFL 203	RAT 17	AELPFL 203 W3	FT 17 FM
SAPFL 204	-	SAPFL 204	RAT 20	AELPFL 204 W3	FT 20 FM
SAPFL 205	-	SAPFL 205	RAT 25	AELPFL 205 W3	FT 25 FM
SAPFL 206	-	SAPFL 206	RAT 30	AELPFL 206 W3	FT 30 FM
SAPFL 207	-	-	RAT 35	AELPFL 207 W3	FT 35 FM

SAFL 200

SLB	ASAHI	FYH	INA	NTN	SKF
SAFL 204	-	-	PCJT 20	-	FYT 20 FM
SAFL 205	-	-	PCJT 25	-	FYT 25 FM
SAFL 206	-	-	PCJT 30	-	FYT 30 FM
SAFL 207	-	-	PCJT 35	-	FYT 35 FM
SAFL 208	-	-	PCJT 40	-	FYT 40 FM
SAFL 209	-	-	PCJT 45	-	FYT 45 FM
SAFL 210	-	-	PCJT 50	-	FYT 50 FM
SAFL 211	-	-	PCJT 55	-	FYT 55 FM

UKFL 200

SLB	ASAHI	FYH	INA	NTN	SKF
UKFL 205	-	UKFL 205	RCJTA 20	UKFL 205 D1	-
UKFL 206	-	UKFL 206	RCJTA 25	UKFL 206 D1	-
UKFL 207	-	UKFL 207	RCJTA 30	UKFL 207 D1	-
UKFL 208	-	UKFL 208	RCJTA 35	UKFL 208 D1	-
UKFL 209	-	UKFL 209	RCJTA 40	UKFL 209 D1	-
UKFL 210	-	UKFL 210	RCJTA 45	UKFL 210 D1	-
UKFL 211	-	UKFL 211	RCJTA 50	UKFL 211 D1	-
UKFL 212	-	UKFL 212	RCJTA 55	UKFL 212 D1	-
UKFL 213	-	UKFL 213	RCJTA 60	UKFL 213 D1	-

UELFT 200

SLB	ASAHI	FYH	INA	NTN	SKF
UELFT 204	-	-	RCJT 20-N	UELFLU 204 D1 W3	-
UELFT 205	-	-	RCJT 25-N	UELFLU 205 D1 W3	-
UELFT 206	-	-	RCJT 30-N	UELFLU 206 D1 W3	-
UELFT 207	-	-	RCJT 35-N	UELFLU 207 D1 W3	-
UELFT 208	-	-	RCJT 40-N	UELFLU 208 D1 W3	-
UELFT 209	-	-	RCJT 45-N	UELFLU 209 D1 W3	-
UELFT 210	-	-	RCJT 50-N	UELFLU 210 D1 W3	-
UELFT 211	-	-	RCJT 55-N	UELFLU 211 D1 W3	-
UELFT 212	-	-	RCJT 60-N	UELFLU 212 D1 W3	-
UELFT 213	-	-	RCJT 65-N	UELFLU 213 D1 W3	-
UELFT 214	-	-	RCJT 70-N	UELFLU 214 D1 W3	-

UCFL X00

SLB	ASAHI	FYH	INA	NTN	SKF
UCFL X05	UCFL X05	UCFL X05	-	UCFL X05 D1	-
UCFL X06	UCFL X06	UCFL X06	-	UCFL X06 D1	-
UCFL X07	UCFL X07	UCFL X07	-	UCFL X07 D1	-
UCFL X08	UCFL X08	UCFL X08	-	UCFL X08 D1	-
UCFL X09	UCFL X09	UCFL X09	-	UCFL X09 D1	-
UCFL X10	UCFL X10	UCFL X10	-	UCFL X10 D1	-

UELFL 200

SLB	ASAHI	FYH	INA	NTN	SKF
UELFL 201	-	-	-	-	-
UELFL 202	-	-	RCJT 15	-	-
UELFL 203	-	-	RCJT 17	-	-
UELFL 204	-	-	RCJT 20	UELFL 204 D1 W3	FYT 20 WM
UELFL 205	-	-	RCJT 25	UELFL 205 D1 W3	FYT 25 WM
UELFL 206	-	-	RCJT 30	UELFL 206 D1 W3	FYT 30 WM
UELFL 207	-	-	RCJT 35	UELFL 207 D1 W3	FYT 35 WM
UELFL 208	-	-	RCJT 40	UELFL 208 D1 W3	FYT 40 WM
UELFL 209	-	-	RCJT 45	UELFL 209 D1 W3	FYT 45 WM
UELFL 210	-	-	RCJT 50	UELFL 210 D1 W3	FYT 50 WM
UELFL 211	-	-	RCJT 55	UELFL 211 D1 W3	FYT 55 WM
UELFL 212	-	-	RCJT 60	UELFL 212 D1 W3	-
UELFL 213	-	-	-	UELFL 213 D1 W3	-
UELFL 214	-	-	RCJT 70 S	UELFL 214 D1 W3	-
UELFL 215	-	-	RCJT 75 S	UELFL 215 D1 W3	-

UCFL 300

SLB	ASAHI	FYH	INA	NTN	SKF
UCFL 305	UCFL 305	UCFL 305	-	UCFL 305 D1	-
UCFL 306	UCFL 306	UCFL 306	-	UCFL 306 D1	-
UCFL 307	UCFL 307	UCFL 307	-	UCFL 307 D1	-
UCFL 308	UCFL 308	UCFL 308	-	UCFL 308 D1	-
UCFL 309	UCFL 309	UCFL 309	-	UCFL 309 D1	-
UCFL 310	UCFL 310	UCFL 310	-	UCFL 310 D1	-
UCFL 311	UCFL 311	UCFL 311	-	UCFL 311 D1	-
UCFL 312	UCFL 312	UCFL 312	-	UCFL 312 D1	-
UCFL 313	UCFL 313	UCFL 313	-	UCFL 313 D1	-
UCFL 314	UCFL 314	UCFL 314	-	UCFL 314 D1	-
UCFL 315	UCFL 315	UCFL 315	-	UCFL 315 D1	-
UCFL 316	UCFL 316	UCFL 316	-	UCFL 316 D1	-

SBPF 200

SLB	ASAHI	FYH	INA	NTN	SKF
SBPF 201	BPF 1	SBPF 201	RAY 12	ASPF 201	-
SBPF 202	BPF 2	SBPF 202	RAY 15	ASPF 202	-
SBPF 203	BPF 3	SBPF 203	RAY 17	ASPF 203	-
SBPF 204	BPF 4	SBPF 204	RAY 20	ASPF 204	-
SBPF 205	BPF 5	SBPF 205	RAY 25	ASPF 205	-
SBPF 206	BPF 6	SBPF 206	RAY 30	ASPF 206	-
SBPF 207	BPF 7	SBPF 207	RAY 35	ASPF 207	-

UCFC 200

SLB	ASAHI	FYH	INA	NTN	SKF
UCFC 201	UCFC 201	UCFC 201	RMEY 12	UCFC 201 D1	-
UCFC 202	UCFC 202	UCFC 202	RMEY 15	UCFC 202 D1	-
UCFC 203	UCFC 203	UCFC 203	RMEY 17	UCFC 203 D1	-
UCFC 204	UCFC 204	UCFC 204	RMEY 20	UCFC 204 D1	-
UCFC 205	UCFC 205	UCFC 205	RMEY 25	UCFC 205 D1	-
UCFC 206	UCFC 206	UCFC 206	RMEY 30	UCFC 206 D1	-
UCFC 207	UCFC 207	UCFC 207	RMEY 35	UCFC 207 D1	-
UCFC 208	UCFC 208	UCFC 208	RMEY 40	UCFC 208 D1	-
UCFC 209	UCFC 209	UCFC 209	RMEY 45	UCFC 209 D1	-
UCFC 210	UCFC 210	UCFC 210	RMEY 50	UCFC 210 D1	-
UCFC 211	UCFC 211	UCFC 211	RMEY 55	UCFC 211 D1	-
UCFC 212	UCFC 212	UCFC 212	RMEY 60	UCFC 212 D1	-
UCFC 213	UCFC 213	UCFC 213	RMEY 65	UCFC 213 D1	-
UCFC 214	UCFC 214	UCFC 214	RMEY 70	UCFC 214 D1	-
UCFC 215	UCFC 215	UCFC 215	RMEY 75	UCFC 215 D1	-
UCFC 216	UCFC 216	UCFC 216	RMEY 80	UCFC 216 D1	-
UCFC 217	UCFC 217	UCFC 217	-	UCFC 217 D1	-
UCFC 218	UCFC 218	UCFC 218	RMEY 90	UCFC 218 D1	-

SAPF 200

SLB	ASAHI	FYH	INA	NTN	SKF
SAPF 201	-	SAPF 201	RA 12	AELPF 201 W3	-
SAPF 202	-	SAPF 202	RA 15	AELPF 202 W3	F 15 FM
SAPF 203	-	SAPF 203	RA 17	AELPF 203 W3	F 17 FM
SAPF 204	-	SAPF 204	RA 20	AELPF 204 W3	F 20 FM
SAPF 205	-	SAPF 205	RA 25	AELPF 205 W3	F 25 FM
SAPF 206	-	SAPF 206	RA 30	AELPF 206 W3	F 30 FM
SAPF 207	-	SAPF 207	RA 35	AELPF 207 W3	F 35 FM

SAFC 200

SLB	ASAHI	FYH	INA	NTN	SKF
SAFC 204	-	-	PME 20	-	-
SAFC 205	-	-	PME 25	-	-
SAFC 206	-	-	PME 30	-	-
SAFC 207	-	-	PME 35	-	-
SAFC 208	-	-	PME 40	-	-
SAFC 209	-	-	PME 45	-	-
SAFC 210	-	-	PME 50	-	-
SAFC 211	-	-	PME 55	-	-

UELFC 200

SLB	ASAHI	FYH	INA	NTN	SKF
UELFC 201	-	-	-	-	-
UELFC 202	-	-	RME 15	-	-
UELFC 203	-	-	RME 17	-	-
UELFC 204	-	-	RME 20	UELFC 204 D1 W3	-
UELFC 205	-	-	RME 25	UELFC 205 D1 W3	-
UELFC 206	-	-	RME 30	UELFC 206 D1 W3	-
UELFC 207	-	-	RME 35	UELFC 207 D1 W3	-
UELFC 208	-	-	RME 40	UELFC 208 D1 W3	-
UELFC 209	-	-	RME 45	UELFC 209 D1 W3	-
UELFC 210	-	-	RME 50	UELFC 210 D1 W3	-
UELFC 211	-	-	RME 55	UELFC 211 D1 W3	-
UELFC 212	-	-	RME 60	UELFC 212 D1 W3	-
UELFC 213	-	-	-	UELFC 213 D1 W3	-
UELFC 214	-	-	RME 70 S	UELFC 214 D1 W3	-
UELFC 215	-	-	RME 75 S	UELFC 215 D1 W3	-

UKFC 200

SLB	ASAHI	FYH	INA	NTN	SKF
UKFC 205	-	UKFC 205	-	UKFC 205 D1	-
UKFC 206	-	UKFC 206	-	UKFC 206 D1	-
UKFC 207	-	UKFC 207	-	UKFC 207 D1	-
UKFC 208	-	UKFC 208	-	UKFC 208 D1	-
UKFC 209	-	UKFC 209	-	UKFC 209 D1	-
UKFC 210	-	UKFC 210	-	UKFC 210 D1	-
UKFC 211	-	UKFC 211	-	UKFC 211 D1	-
UKFC 212	-	UKFC 212	-	UKFC 212 D1	-
UKFC 213	-	UKFC 213	-	UKFC 213 D1	-

Others

UHA 200

SLB	ASAHI	FYH	INA	NTN	SKF
UHA 201	-	UHA 201	-	UCHB 201 D1	-
UHA 202	-	UHA 202	-	UCHB 202 D1	-
UHA 203	-	UHA 203	-	UCHB 203 D1	-
UHA 204	-	UHA 204	-	UCHB 204 D1	-
UHA 205	UCECH 205	UHA 205	-	UCHB 205 D1	-
UHA 206	UCECH 206	UHA 206	-	UCHB 206 D1	-
UHA 207	UCECH 207	UHA 207	-	UCHB 207 D1	-
UHA 208	UCECH 208	UHA 208	-	UCHB 208 D1	-
UHA 209	UCECH 209	UHA 209	-	UCHB 209 D1	-
UHA 210	UCECH 210	UHA 210	-	UCHB 210 D1	-
UHA 211	-	UHA 211	-	-	-
UHA 212	-	UHA 212	-	UCHB 212 D1	-
UHA 213	-	UHA 213	-	UCHB 213 D1	-
UHA 214	-	UHA 214	-	-	-
UHA 215	-	UHA 215	-	-	-

SAHA 200

SLB	ASAHI	FYH	INA	NTN	SKF
SAHA 204	-	-	PHE 20	-	-
SAHA 205	-	-	PHE 25	-	-
SAHA 206	-	-	PHE 30	-	-
SAHA 207	-	-	PHE 35	-	-
SAHA 208	-	-	PHE 40	-	-
SAHA 209	-	-	PHE 45	-	-
SAHA 210	-	-	PHE 50	-	-
SAHA 211	-	-	-	-	-

UCC 200

SLB	ASAHI	FYH	INA	NTN	SKF
UCC 201	UCC 201	UCC 201	-	UCC 201 D1	-
UCC 202	UCC 202	UCC 202	-	UCC 202 D1	-
UCC 203	UCC 203	UCC 203	-	UCC 203 D1	-
UCC 204	UCC 204	UCC 204	-	UCC 204 D1	-
UCC 205	UCC 205	UCC 205	-	UCC 205 D1	-
UCC 206	UCC 206	UCC 206	-	UCC 206 D1	-
UCC 207	UCC 207	UCC 207	-	UCC 207 D1	-
UCC 208	UCC 208	UCC 208	-	UCC 208 D1	-
UCC 209	UCC 209	UCC 209	-	UCC 209 D1	-
UCC 210	UCC 210	UCC 210	-	UCC 210 D1	-
UCC 211	UCC 211	UCC 211	-	UCC 211 D1	-
UCC 212	UCC 212	UCC 212	-	UCC 212 D1	-
UCC 213	UCC 213	UCC 213	-	UCC 213 D1	-

UKC 200

SLB	ASAHI	FYH	INA	NTN	SKF
UKC 205	-	UKC 205	-	UKC 205 D1	-
UKC 206	-	UKC 206	-	UKC 206 D1	-
UKC 207	-	UKC 207	-	UKC 207 D1	-
UKC 208	-	UKC 208	-	UKC 208 D1	-
UKC 209	-	UKC 209	-	UKC 209 D1	-
UKC 210	-	UKC 210	-	UKC 210 D1	-
UKC 211	-	UKC 211	-	UKC 211 D1	-
UKC 212	-	UKC 212	-	UKC 212 D1	-
UKC 213	-	UKC 213	-	UKC 213 D1	-

UCST 200

SLB	ASAHI	FYH	INA	NTN	SKF
UCST 204	UCST 204	-	-	-	-
UCST 205	UCST 205	-	-	-	-
UCST 206	UCST 206	-	-	-	-
UCST 207	UCST 207	-	-	-	-
UCST 208	UCST 208	-	-	-	-
UCST 209	UCST 209	-	-	-	-
UCST 210	UCST 210	-	-	-	-
UCST 211	UCST 211	-	-	-	-
UCST 212	UCST 212	-	-	-	-
UCST 213	UCST 213	-	-	-	-
UCST 214	-	-	-	-	-
UCST 215	-	-	-	-	-

UCT 200

SLB	ASAHI	FYH	INA	NTN	SKF
UCT 201	UCT 201	UCT 201	-	UCT 201 D1	-
UCT 202	UCT 202	UCT 202	-	UCT 202 D1	-
UCT 203	UCT 203	UCT 203	-	UCT 203 D1	-
UCT 204	UCT 204	UCT 204	RTUEY 20	UCT 204 D1	TBY 20 TM
UCT 205	UCT 205	UCT 205	RTUEY 25	UCT 205 D1	TBY 25 TM
UCT 206	UCT 206	UCT 206	RTUEY 30	UCT 206 D1	TBY 30 TM
UCT 207	UCT 207	UCT 207	RTUEY 35	UCT 207 D1	TBY 35 TM
UCT 208	UCT 208	UCT 208	RTUEY 40	UCT 208 D1	TBY 40 TM
UCT 209	UCT 209	UCT 209	RTUEY 45	UCT 209 D1	TBY 45 TM
UCT 210	UCT 210	UCT 210	RTUEY 50	UCT 210 D1	TBY 50 TM
UCT 211	UCT 211	UCT 211	RTUEY 55	UCT 211 D1	TBY 55 TM
UCT 212	UCT 212	UCT 212	RTUEY 60	UCT 212 D1	-
UCT 213	UCT 213	UCT 213	-	UCT 213 D1	-
UCT 214	UCT 214	UCT 214	RTUEY 70	UCT 214 D1	-
UCT 215	UCT 215	UCT 215	RTUEY 75	UCT 215 D1	-
UCT 216	UCT 216	UCT 216	-	UCT 216 D1	-
UCT 217	UCT 217	UCT 217	-	UCT 217 D1	-

SAST 200

SLB	ASAHI	FYH	INA	NTN	SKF
SAST 204	-	-	PTUE 20 AH 01	-	-
SAST 205	-	-	PTUE 25 AH 01	-	-
SAST 206	-	-	PTUE 30 AH 01	-	-
SAST 207	-	-	PTUE 35 AH 01	-	-
SAST 208	-	-	PTUE 40 AH 01	-	-
SAST 209	-	-	PTUE 45 AH 01	-	-
SAST 210	-	-	PTUE 50 AH 01	-	-
SAST 211	-	-	PTUE 55 AH 01	-	-

SB 200

SLB	ASAHI	FYH	INA	NTN	SKF
SB 201	B 1	SB 201	GAY 12 NPPB	AS 201	-
SB 202	B 2	SB 202	GAY 15 NPPB	AS 202	-
SB 203	B 3	SB 203	GAY 17 NPPB	AS 203	-
SB 204	B 4	SB 204	GAY 20 NPPB	AS 204	-
SB 205	B 5	SB 205	GAY 25 NPPB	AS 205	-
SB 206	B 6	SB 206	GAY 30 NPPB	AS 206	-
SB 207	B 7	SB 207	GAY 35 NPPB	-	-
SB 208	-	SB 208	GAY 40 NPPB	-	-

SAT 200

SLB	ASAHI	FYH	INA	NTN	SKF
SAT 204	-	-	PTUE 20	-	TBY 20 FM
SAT 205	-	-	PTUE 25	-	TBY 25 FM
SAT 206	-	-	PTUE 30	-	TBY 30 FM
SAT 207	-	-	PTUE 35	-	TBY 35 FM
SAT 208	-	-	PTUE 40	-	TBY 40 FM
SAT 209	-	-	PTUE 45	-	TBY 45 FM
SAT 210	-	-	PTUE 50	-	TBY 50 FM
SAT 211	-	-	PTUE 55	-	TBY 55 FM

UC 200

SLB	ASAHI	FYH	INA	NTN	SKF
UC 201	UC 201	UC 201	-	UC 201 D1	-
UC 202	UC 202	UC 202	-	UC 202 D1	-
UC 203	UC 203	UC 203	-	UC 203 D1	-
UC 204	UC 204	UC 204	GYE 20 KRRB	UC 204 D1	YAR 204
UC 205	UC 205	UC 205	GYE 25 KRRB	UC 205 D1	YAR 205
UC 206	UC 206	UC 206	GYE 30 KRRB	UC 206 D1	YAR 206
UC 207	UC 207	UC 207	GYE 35 KRRB	UC 207 D1	YAR 207
UC 208	UC 208	UC 208	GYE 40 KRRB	UC 208 D1	YAR 208
UC 209	UC 209	UC 209	GYE 45 KRRB	UC 209 D1	YAR 209
UC 210	UC 210	UC 210	GYE 50 KRRB	UC 210 D1	YAR 210
UC 211	UC 211	UC 211	GYE 55 KRRB	UC 211 D1	YAR 211
UC 212	UC 212	UC 212	GYE 60 KRRB	UC 212 D1	YAR 212
UC 213	UC 213	UC 213	GYE 65 KRRB	UC 213 D1	YAR 213
UC 214	UC 214	UC 214	GYE 70 KRRB	UC 214 D1	YAR 214
UC 215	UC 215	UC 215	GYE 75 KRRB	UC 215 D1	YAR 215
UC 216	UC 216	UC 216	GYE 80 KRRB	UC 216 D1	YAR 216
UC 217	UC 217	UC 217	-	UC 217 D1	YAR 217
UC 218	UC 218	UC 218	GYE 90 KRRB	UC 218 D1	YAR 218

UELT 200

SLB	ASAHI	FYH	INA	NTN	SKF
UELT 201	-	-	-	-	-
UELT 202	-	-	-	-	-
UELT 203	-	-	-	-	-
UELT 204	-	-	RTUE 20 AH 01	UELT 204 D1 W3	TBY 20 WM
UELT 205	-	-	RTUE 25 AH 01	UELT 205 D1 W3	TBY 25 WM
UELT 206	-	-	RTUE 30 AH 01	UELT 206 D1 W3	TBY 30 WM
UELT 207	-	-	RTUE 35 AH 01	UELT 207 D1 W3	TBY 35 WM
UELT 208	-	-	RTUE 40 AH 01	UELT 208 D1 W3	TBY 40 WM
UELT 209	-	-	RTUE 45 AH 01	UELT 209 D1 W3	TBY 45 WM
UELT 210	-	-	RTUE 50 AH 01	UELT 210 D1 W3	TBY 50 WM
UELT 211	-	-	RTUE 55 AH 01	UELT 211 D1 W3	TBY 55 WM
UELT 212	-	-	RTUE 60 AH 01	UELT 212 D1 W3	-
UELT 213	-	-	-	UELT 213 D1 W3	-
UELT 214	-	-	RTUE 70 SAH 01	UELT 214 D1 W3	-
UELT 215	-	-	RTUE 75 SAH 01	UELT 215 D1 W3	-

SA 200

SLB	ASAHI	FYH	INA	NTN	SKF
SA 201	KH 201 AE	SA 201	GRAE 12 NPPB	AEL 201 W3	YET 203/12
SA 202	KH 202 AE	SA 202	GRAE 15 NPPB	AEL 202 W3	YET 203/15
SA 203	KH 203 AE	SA 203	GRAE 17 NPPB	AEL 203 W3	YET 203
SA 204	KH 204 AE	SA 204	GRAE 20 NPPB	AEL 204 W3	YET 204
SA 205	KH 205 AE	SA 205	GRAE 25 NPPB	AEL 205 W3	YET 205
SA 206	-	SA 206	GRAE 30 NPPB	-	YET 206
SA 207	KH 207 AE	SA 207	GRAE 35 NPPB	AEL 207 W3	YET 207
SA 208	-	SA 208	GRAE 40 NPPB	-	YET 208
SA 209	KH 209 BE	-	GRAE 45 NPPB	-	YET 209
SA 210	KH 210 BE	-	GRAE 50 NPPB	-	YET 210
SA 211	KH 211 BE	-	GRAE 55 NPPB	-	YET 211

UKT 200

SLB	ASAHI	FYH	INA	NTN	SKF
UKT 205	-	UKT 205	-	UKT 205 D1	-
UKT 206	-	UKT 206	-	UKT 206 D1	-
UKT 207	-	UKT 207	-	UKT 207 D1	-
UKT 208	-	UKT 208	-	UKT 208 D1	-
UKT 209	-	UKT 209	-	UKT 209 D1	-
UKT 210	-	UKT 210	-	UKT 210 D1	-
UKT 211	-	UKT 211	-	UKT 211 D1	-
UKT 212	-	UKT 212	-	UKT 212 D1	-
UKT 213	-	UKT 213	-	UKT 213 D1	-

UEL 200

SLB	ASAHI	FYH	INA	NTN	SKF
UEL 201	-	NA 201	-	-	-
UEL 202	-	NA 202	-	-	-
UEL 203	-	NA 203	-	-	-
UEL 204	UG 204 + ER	NA 204	GE 20 KRRB	UEL 204 D1 W3	YEL 204
UEL 205	UG 205 + ER	NA 205	GE 25 KRRB	UEL 205 D1 W3	YEL 205
UEL 206	UG 206 + ER	NA 206	GE 30 KRRB	UEL 206 D1 W3	YEL 206
UEL 207	UG 207 + ER	NA 207	GE 35 KRRB	UEL 207 D1 W3	YEL 207
UEL 208	UG 208 + ER	NA 208	GE 40 KRRB	UEL 208 D1 W3	YEL 208
UEL 209	UG 209 + ER	NA 209	GE 45 KRRB	UEL 209 D1 W3	YEL 209
UEL 210	UG 210 + ER	NA 210	GE 50 KRRB	UEL 210 D1 W3	YEL 210
UEL 211	UG 211 + ER	NA 211	GE 55 KRRB	UEL 211 D1 W3	YEL 211
UEL 212	UG 212 + ER	NA 212	GE 60 KRRB	UEL 212 D1 W3	YEL 212
UEL 213	-	-	-	UEL 213 D1 W3	-
UEL 214	-	-	GE 70 KRRB S	UEL 214 D1 W3	-
UEL 215	-	-	GE 75 KRRB S	UEL 215 D1 W3	-

UC 300

SLB	ASAHI	FYH	INA	NTN	SKF
UC 305	UC 305	UC 305	-	UC 305 D1	-
UC 306	UC 306	UC 306	GNYE 30 KRRB	UC 306 D1	-
UC 307	UC 307	UC 307	-	UC 307 D1	-
UC 308	UC 308	UC 308	GNYE 40 KRRB	UC 308 D1	-
UC 309	UC 309	UC 309	-	UC 309 D1	-
UC 310	UC 310	UC 310	GNYE 50 KRRB	UC 310 D1	-
UC 311	UC 311	UC 311	-	UC 311 D1	-
UC 312	UC 312	UC 312	GNYE 60 KRRB	UC 312 D1	-
UC 313	UC 313	UC 313	-	UC 313 D1	-
UC 314	UC 314	UC 314	-	UC 314 D1	-
UC 315	UC 315	UC 315	-	UC 315 D1	-
UC 316	UC 316	UC 316	-	UC 316 D1	-

UK 200

SLB	ASAHI	FYH	INA	NTN	SKF
UK 205	UK 205	UK 205	GSH 20	UK 205 D1	-
UK 206	UK 206	UK 206	GSH 25	UK 206 D1	-
UK 207	UK 207	UK 207	GSH 30	UK 207 D1	-
UK 208	UK 208	UK 208	GSH 35	UK 208 D1	-
UK 209	UK 209	UK 209	GSH 40	UK 209 D1	-
UK 210	UK 210	UK 210	GSH 45	UK 210 D1	-
UK 211	UK 211	UK 211	GSH 50	UK 211 D1	-
UK 212	UK 212	UK 212	GSH 55	UK 212 D1	-
UK 213	UK 213	UK 213	GSH 60	UK 213 D1	-

UC X00

SLB	ASAHI	FYH	INA	NTN	SKF
UC X05	UC X05	UC X05	-	UC X05 D1	-
UC X06	UC X06	UC X06	-	UC X06 D1	-
UC X07	UC X07	UC X07	-	UC X07 D1	-
UC X08	UC X08	UC X08	GYE 40 KRRB	UC X08 D1	-
UC X09	UC X09	UC X09	GYE 45 KRRB	UC X09 D1	-
UC X10	UC X10	UC X10	GYE 50 KRRB	UC X10 D1	-
UC X11	UC X11	UC X11	-	UC X11 D1	-
UC X12	UC X12	UC X12	-	UC X12 D1	-
UC X13	UC X13	UC X13	GYE 65 KRRB	UC X13 D1	-
UC X14	UC X14	UC X14	-	UC X14 D1	-
UC X15	UC X15	UC X15	-	UC X15 D1	-
UC X16	UC X16	UC X16	-	UC X16 D1	-

 Pillow Blocks Type

 **SBPP 200**

SLB	ASAHI	FYH	INA	NTN	SKF
SBPP 201-8	BPP 1-8	SBPP 201-8F	-	ASPP 201-008	-
SBPP 202-9	BPP 2-9	-	-	ASPP 202-009	-
SBPP 202-10	BPP 2-10	SBPP 202-10F	-	ASPP 202-010	-
SBPP 203-11	BPP 3-11	-	-	ASPP 203-011	-
SBPP 204-12	BPP 4-12	SBPP 204-12F	-	ASPP 204-012	-
SBPP 205-13	-	-	-	ASPP 205-013	-
SBPP 205-14	BPP 5-14	SBPP 205-14F	-	ASPP 205-014	-
SBPP 205-15	BPP 5-15	-	-	ASPP 205-015	-
SBPP 205-16	BPP 5-16	SBPP 205-16F	-	ASPP 205-100	-
SBPP 206-17	-	-	-	ASPP 206-101	-
SBPP 206-18	BPP 6-18	SBPP 206-18F	-	ASPP 206-102	-
SBPP 206-19	BPP 6-19	SBPP 206-19F	-	ASPP 206-103	-
SBPP 206-20	-	-	-	ASPP 206-104	-
SBPP 207-20	BPP 7-20	-	-	ASPP 207-104	-
SBPP 207-21	BPP 7-21	-	-	ASPP 207-105	-
SBPP 207-22	BPP 7-22	-	-	ASPP 207-106	-
SBPP 207-23	BPP 7-23	-	-	ASPP 207-107	-

 **SBAK 200**

SLB	ASAHI	FYH	INA	NTN	SKF
SBAK 204-12	-	-	-	ASPL 204-012	-
SBAK 205-13	-	-	-	ASPL 205-013	-
SBAK 205-14	-	-	-	ASPL 205-014	-
SBAK 205-15	-	-	-	ASPL 205-015	-
SBAK 205-16	-	-	-	ASPL 205-100	-
SBAK 206-17	-	-	-	ASPL 206-101	-
SBAK 206-18	-	-	-	ASPL 206-102	-
SBAK 206-19	-	-	-	ASPL 206-103	-
SBAK 206-20	-	-	-	ASPL 206-104	-
SBAK 207-20	-	-	-	ASPL 207-104	-
SBAK 207-21	-	-	-	ASPL 207-105	-
SBAK 207-22	-	-	-	ASPL 207-106	-
SBAK 207-23	-	-	-	ASPL 207-107	-
SBAK 208-24	-	-	-	-	-

 **SBP 200**

SLB	ASAHI	FYH	INA	NTN	SKF
SBP 204-12	BP 204-12	-	-	-	-
SBP 205-13	-	-	-	-	-
SBP 205-14	BP 205-14	-	-	-	-
SBP 205-15	BP 205-15	-	-	-	-
SBP 205-16	BP 205-16	-	-	-	-
SBP 206-17	-	-	-	-	-
SBP 206-18	BP 206-18	-	-	-	-
SBP 206-19	BP 206-19	-	-	-	-
SBP 206-20	-	-	-	-	-
SBP 207-20	BP 207-20	-	-	-	-
SBP 207-21	BP 207-21	-	-	-	-
SBP 207-22	BP 207-22	-	-	-	-
SBP 207-23	BP 207-23	-	-	-	-
SBP 208-24	-	-	-	-	-

 **UCAK 200**

SLB	ASAHI	FYH	INA	NTN	SKF
UCAK 204-12	UCLP 204-12	SL 204-12	RAKY 3/4"	UCPL 204-012D1	SYH 3/4 TM
UCAK 205-13	-	-	-	UCPL 205-013D1	SYH 13/16 TM
UCAK 205-14	UCLP 205-14	SL 205-14	RAKY 7/8"	UCPL 205-014D1	SYH 7/8 TM
UCAK 205-15	UCLP 205-15	SL 205-15	-	UCPL 205-015D1	SYH 15/16 TM
UCAK 205-16	UCLP 205-16	SL 205-16	RAKY 1"	UCPL 205-100D1	SYH 1 TM
UCAK 206-17	UCLP 206-17	-	-	UCPL 206-101D1	SYH 1-1/16 TM
UCAK 206-18	UCLP 206-18	SL 206-18	RAKY 1 1/8"	UCPL 206-102D1	SYH 1-1/8 TM
UCAK 206-19	UCLP 206-19	SL 206-19	RAKY 1 1/4"-206	UCPL 206-103D1	SYH 1-3/16 TM
UCAK 206-20	-	-	-	UCPL 206-104D1	SYH 1-1/4 ATM
UCAK 207-20	UCLP 207-20	SL 207-20	RAKY 1 1/4"	UCPL 207-104D1	SYH 1-1/4 TM
UCAK 207-21	UCLP 207-21	SL 207-21	-	UCPL 207-105D1	SYH 1-5/16 TM
UCAK 207-22	UCLP 207-22	SL 207-22	RAKY 1 3/8"	UCPL 207-106D1	SYH 1-3/8 TM
UCAK 207-23	UCLP 207-23	SL 207-23	-	UCPL 207-107D1	SYH 1-7/16 TM
UCAK 208-24	UCLP 208-24	SL 208-24	RAKY 1 1/2	UCPL 208-108D1	SYH 1-1/2 TM
UCAK 209-26	UCLP 209-26	SL 209-26	-	UCPL 209-110D1	SYH 1-5/8 TM
UCAK 209-27	UCLP 209-27	SL 209-27	-	UCPL 209-111D1	SYH 1-11/16 TM
UCAK 209-28	UCLP 209-28	SL 209-28	RAKY 1 3/4"	UCPL 209-112D1	-
UCAK 210-30	UCLP 210-30	SL 210-30	-	UCPL 210-114D1	-
UCAK 210-31	UCLP 210-31	SL 210-31	RAKY 1 15/16"	UCPL 210-115D1	SYH 1-15/16 TM
UCAK 210-32	-	-	-	UCPL 210-200D1	-
UCAK 211-32	UCLP 211-32	SL 211-32	RAKY 2"	UCPL 211-200D1	SYH 2 TM
UCAK 211-33	-	-	-	UCPL 211-201D1	-
UCAK 211-34	UCLP 211-34	SL 211-34	-	UCPL 211-202D1	-
UCAK 211-35	UCLP 211-35	SL 211-35	-	UCPL 211-203D1	SYH 2-3/16 TM
UCAK 212-36	UCLP 212-36	SL 212-36	-	UCPL 212-204D1	SYH 2-1/4 TM
UCAK 212-37	-	-	-	UCPL 212-205D1	-
UCAK 212-38	UCLP 212-38	SL 212-38	-	UCPL 212-206D1	-
UCAK 212-39	UCLP 212-39	SL 212-39	RAKY 2 7/16"	UCPL 212-207D1	SYH 2-7/16 TM
UCAK 213-40	UCLP 213-40	-	-	-	-
UCAK 213-41	-	-	-	-	-
UCAK 214-42	-	-	-	-	-
UCAK 214-43	-	-	-	-	-
UCAK 214-44	-	-	-	-	-
UCAK 215-45	-	-	-	-	-
UCAK 215-46	-	-	-	-	-
UCAK 215-47	-	-	RAKY 2 15/16"	-	-
UCAK 215-48	-	SL 215-48	-	-	-

UCP 200

SLB	ASAHI	FYH	INA	NTN	SKF
UCP 201-8	UCP 201-8	UCP 201-8	RASEY 1/2"	UCP 201-008 D1	-
UCP 202-9	UCP 202-9	-	-	UCP 202-009 D1	-
UCP 202-10	UCP 202-10	UCP 202-10	RASEY 5/8"	UCP 202-010 D1	-
UCP 203-11	UCP 203-11	-	-	UCP 203-011 D1	-
UCP 204-12	UCP 204-12	UCP 204-12	RASEY 3/4"	UCP 204-012 D1	SY 3/4 TM
UCP 205-13	-	-	-	UCP 205-013 D1	SY 13/16 TM
UCP 205-14	UCP 205-14	UCP 205-14	RASEY 7/8"	UCP 205-014 D1	SY 7/8 TM
UCP 205-15	UCP 205-15	UCP 205-15	-	UCP 205-015 D1	SY 15/16 TM
UCP 205-16	UCP 205-16	UCP 205-16	RASEY 1"	UCP 205-100 D1	SY 1 TM
UCP 206-17	UCP 206-17	-	-	UCP 206-101 D1	SY 1-1/16 TM
UCP 206-18	UCP 206-18	UCP 206-18	RASEY 1 1/8"	UCP 206-102 D1	SY 1-1/8 TM
UCP 206-19	UCP 206-19	UCP 206-19	-	UCP 206-103 D1	SY 1-3/16 TM
UCP 206-20	-	-	RASEY 1 1/4"-206	UCP 206-104 D1	SY 1-1/4 ATM
UCP 207-20	UCP 207-20	UCP 207-20	RASEY 1 1/4"	UCP 207-104 D1	SY 1-1/4 TM
UCP 207-21	UCP 207-21	UCP 207-21	-	UCP 207-105 D1	SY 1-5/16 TM
UCP 207-22	UCP 207-22	UCP 207-22	RASEY 1 3/8"	UCP 207-106 D1	SY 1-3/8 TM
UCP 207-23	UCP 207-23	UCP 207-23	-	UCP 207-107 D1	SY 1-7/16 TM
UCP 208-24	UCP 208-24	UCP 208-24	RASEY 1 1/2"	UCP 208-108 D1	SY 1-1/2 TM
UCP 209-26	UCP 209-26	UCP 209-26	-	UCP 209-110 D1	SY 1-5/8 TM
UCP 209-27	UCP 209-27	UCP 209-27	-	UCP 209-111 D1	SY 1-11/16 TM
UCP 209-28	UCP 209-28	UCP 209-28	RASEY 1 3/4"	UCP 209-112 D1	SY 1-3/4 TM
UCP 210-30	UCP 210-30	UCP 210-30	-	UCP 210-114 D1	SY 1-7/8 TM
UCP 210-31	UCP 210-31	UCP 210-31	RASEY 1 15/16"	UCP 210-115 D1	SY 1-15/16 TM
UCP 210-32	-	-	-	UCP 210-200 D1	-
UCP 211-32	UCP 211-32	UCP 211-32	RASEY 2"	UCP 211-200 D1	SY 2 TM
UCP 211-33	-	-	-	UCP 211-201 D1	-
UCP 211-34	UCP 211-34	UCP 211-34	-	UCP 211-202 D1	-
UCP 211-35	UCP 211-35	UCP 211-35	-	UCP 211-203 D1	SY 2-3/16 TM
UCP 212-36	UCP 212-36	UCP 212-36	-	UCP 212-204 D1	SY 2-1/4 TM
UCP 212-37	-	-	-	UCP 212-205 D1	-
UCP 212-38	UCP 212-38	UCP 212-38	-	UCP 212-206 D1	-
UCP 212-39	UCP 212-39	UCP 212-39	RASEY 2 7/16"	UCP 212-207 D1	SY 2-7/16 TM
UCP 213-40	UCP 213-40	UCP 213-40	RASEY 2 1/2"-213	UCP 213-208 D1	SY 2-1/2 TM
UCP 213-41	-	-	-	UCP 213-209 D1	-
UCP 214-42	-	-	-	UCP 214-210 D1	-
UCP 214-43	-	-	-	UCP 214-211 D1	-
UCP 214-44	UCP 214-44	UCP 214-44	-	UCP 214-212 D1	-
UCP 215-45	-	-	-	UCP 215-213 D1	-
UCP 215-46	-	-	-	UCP 215-214 D1	-
UCP 215-47	-	-	RASEY 2 15/16"	UCP 215-215 D1	SY 2-15/16 TM
UCP 215-48	UCP 215-48	UCP 215-48	-	UCP 215-300 D1	-
UCP 216-49	-	-	-	UCP 216-301 D1	-
UCP 216-50	UCP 216-50	UCP 216-50	-	UCP 216-302 D1	-
UCP 216-51	-	-	-	UCP 216-303 D1	-
UCP 217-52	UCP 217-52	UCP 217-52	-	UCP 217-304 D1	-
UCP 217-53	-	-	-	UCP 217-305 D1	-
UCP 217-55	-	-	-	UCP 217-307 D1	-
UCP 218-56	UCP 218-56	UCP 218-56	-	UCP 218-308 D1	SY 3-1/2 TM

UCPA 200

SLB	ASAHI	FYH	INA	NTN	SKF
UCPA 201-8	UCPA 201-8	UCPA 201-8	RSHEY 1/2"	UCUP 201-008 D1	-
UCPA 202-9	UCPA 202-9	-	-	UCUP 202-009 D1	-
UCPA 202-10	UCPA 202-10	UCPA 202-10	RSHEY 5/8"	UCUP 202-010 D1	-
UCPA 203-11	UCPA 203-11	-	-	UCUP 203-011 D1	-
UCPA 204-12	UCPA 204-12	UCPA 204-12	-	UCUP 204-012 D1	SYF 3/4 TM
UCPA 205-13	-	-	-	UCUP 205-013 D1	-
UCPA 205-14	UCPA 205-14	UCPA 205-14	RSHEY 7/8"	UCUP 205-014 D1	SYF 7/8 TM
UCPA 205-15	UCPA 205-15	UCPA 205-15	-	UCUP 205-015 D1	SYF 15/16 TM
UCPA 205-16	UCPA 205-16	UCPA 205-16	RSHEY 1"	UCUP 205-100 D1	SYF 1 TM
UCPA 206-17	UCPA 206-17	-	-	UCUP 206-101 D1	-
UCPA 206-18	UCPA 206-18	UCPA 206-18	RSHEY 1 1/8"	UCUP 206-102 D1	SYF 1-1/8 TM
UCPA 206-19	UCPA 206-19	UCPA 206-19	-	UCUP 206-103 D1	SYF 1-3/16 TM
UCPA 206-20	-	-	RSHEY 1 1/4"-206	UCUP 206-104 D1	SYF 1-1/4 ATM
UCPA 207-20	UCPA 207-20	UCPA 207-20	RSHEY 1 1/4"	UCUP 207-104 D1	SYF 1-1/4 TM
UCPA 207-21	UCPA 207-21	UCPA 207-21	-	UCUP 207-105 D1	-
UCPA 207-22	UCPA 207-22	UCPA 207-22	RSHEY 1 3/8"	UCUP 207-106 D1	SYF 1-3/8 TM
UCPA 207-23	UCPA 207-23	UCPA 207-23	-	UCUP 207-107 D1	SYF 1-7/16 TM
UCPA 208-24	UCPA 208-24	UCPA 208-24	RSHEY 1 1/2"	UCUP 208-108 D1	SYF 1-1/2 TM
UCPA 209-26	UCPA 209-26	UCPA 209-26	-	UCUP 209-110 D1	SYF 1-5/8 TM
UCPA 209-27	UCPA 209-27	UCPA 209-27	-	UCUP 209-111 D1	SYF 1-11/16 TM
UCPA 209-28	UCPA 209-28	UCPA 209-28	RSHEY 1 3/4"	UCUP 209-112 D1	SYF 1-3/4 TM
UCPA 210-30	UCPA 210-30	UCPA 210-30	-	UCUP 210-114 D1	-
UCPA 210-31	UCPA 210-31	UCPA 210-31	RSHEY 1 15/16"	UCUP 210-115 D1	SYF 1-15/16 TM
UCPA 210-32	-	-	-	UCUP 210-200 D1	-
UCPA 211-32	-	-	RSHEY 2"	-	SYF 2 TM
UCPA 211-33	-	-	-	-	-
UCPA 211-34	-	-	-	-	-
UCPA 211-35	-	-	-	-	SYF 2-3/16 TM
UCPA 212-36	-	-	-	-	SYF 2-1/4 TM
UCPA 212-37	-	-	-	-	-
UCPA 212-38	-	-	-	-	-
UCPA 212-39	-	-	RSHEY 2 7/16"	-	SYF 2-7/16 TM
UCPA 213-40	-	-	-	-	-
UCPA 213-41	-	-	-	-	-

SAPP 200

SLB	ASAHI	FYH	INA	NTN	SKF
SAPP 201-8	-	SAPP 201-8F	PB 1/2"	AELPP 201-008 W3	S 1/2 FM
SAPP 202-9	-	-	-	AELPP 202-009 W3	-
SAPP 202-10	-	SAPP 202-10F	PB 5/8"	AELPP 202-010 W3	S 5/8 FM
SAPP 203-11	-	-	-	AELPP 203-011 W3	S 11/16 FM
SAPP 204-12	-	SAPP 204-12F	PB 3/4"	AELPP 204-012 W3	S 3/4 FM
SAPP 205-13	-	-	-	AELPP 205-013 W3	S 13/16 FM
SAPP 205-14	-	SAPP 205-14F	PB 7/8"	AELPP 205-014 W3	S 7/8 FM
SAPP 205-15	-	-	-	AELPP 205-015 W3	S 15/16 FM
SAPP 205-16	-	SAPP 205-16F	PB 1"	AELPP 205-100 W3	S 1 FM
SAPP 206-17	-	-	PB 1 1/16"	AELPP 206-101 W3	S 1-1/16 FM
SAPP 206-18	-	SAPP 206-18F	PB 1 1/8"	AELPP 206-102 W3	S 1-1/8 FM
SAPP 206-19	-	SAPP 206-19F	PB 1 3/16"	AELPP 206-103 W3	S 1-3/16 FM
SAPP 206-20	-	SAPP 206-20F	PB 1 1/4"-206	AELPP 206-104 W3	S 1-1/4 AFM
SAPP 207-20	-	-	-	AELPP 207-104 W3	S 1-1/4 FM
SAPP 207-21	-	-	-	AELPP 207-105 W3	S 1-5/16 FM
SAPP 207-22	-	-	-	AELPP 207-106 W3	S 1-3/8 FM
SAPP 207-23	-	-	-	AELPP 207-107 W3	S 1-7/16 FM

SAAK 200

SLB	ASAHI	FYH	INA	NTN	SKF
SAAK 204-12	-	-	PAK 3/4"	AELPL 204-012 W3	SYH 3/4 FM
SAAK 205-13	-	-	-	AELPL 205-013 W3	SYH 13/16 FM
SAAK 205-14	-	-	PAK 7/8"	AELPL 205-014 W3	SYH 7/8 FM
SAAK 205-15	-	-	-	AELPL 205-015 W3	SYH 15/16 FM
SAAK 205-16	-	-	PAK 1"	AELPL 205-100 W3	SYH 1 FM
SAAK 206-17	-	-	PAK 1 1/16"	AELPL 206-101 W3	SYH 1-1/16 FM
SAAK 206-18	-	-	PAK 1 1/8"	AELPL 206-102 W3	SYH 1-1/8 FM
SAAK 206-19	-	-	PAK 1 3/16"	AELPL 206-103 W3	SYH 1-3/16 FM
SAAK 206-20	-	-	PAK 1 1/4"-206	AELPL 206-104 W3	SYH 1-1/4 AFM
SAAK 207-20	-	-	PAK 1 1/4"	AELPL 207-104 W3	SYH 1-1/4 FM
SAAK 207-21	-	-	-	AELPL 207-105 W3	SYH 1-5/16 FM
SAAK 207-22	-	-	PAK 1 3/8"	AELPL 207-106 W3	SYH 1-3/8 FM
SAAK 207-23	-	-	PAK 1 7/16"	AELPL 207-107 W3	SYH 1-7/16 FM
SAAK 208-24	-	-	PAK 1 1/2"	-	SYH 1-1/2 FM
SAAK 209-26	-	-	-	-	SYH 1-5/8 FM
SAAK 209-27	-	-	-	-	SYH 1-11/16 FM
SAAK 209-28	-	-	PAK 1 3/4"	-	SYH 1-3/4 FM
SAAK 210-30	-	-	-	-	-
SAAK 210-31	-	-	PAK 1 15/16"	-	SYH 1-15/16 FM
SAAK 210-32	-	-	-	-	-
SAAK 211-32	-	-	PAK 2"	-	SYH 2 FM
SAAK 211-33	-	-	-	-	-
SAAK 211-34	-	-	-	-	-
SAAK 211-35	-	-	PAK 2 3/16"	-	SYH 2-3/16 FM

SAP 200

SLB	ASAHI	FYH	INA	NTN	SKF
SAP 204-12	-	-	PASE 3/4"	-	SY 3/4 FM
SAP 205-13	-	-	-	-	SY 13/16 FM
SAP 205-14	-	-	PASE 7/8"	-	SY 7/8 FM
SAP 205-15	-	-	-	-	SY 15/16 FM
SAP 205-16	-	-	PASE 1"	-	SY 1 FM
SAP 206-17	-	-	PASE 1 1/16"	-	SY 1-1/16 FM
SAP 206-18	-	-	PASE 1 1/8"	-	SY 1-1/8 FM
SAP 206-19	-	-	PASE 1 3/16"	-	SY 1-3/16 FM
SAP 206-20	-	-	PASE 1 1/4"-206	-	SY 1-1/4 AFM
SAP 207-20	-	-	PASE 1 1/4"	-	SY 1-1/4 FM
SAP 207-21	-	-	-	-	SY 1-5/16 FM
SAP 207-22	-	-	PASE 1 3/8"	-	SY 1-3/8 FM
SAP 207-23	-	-	PASE 1 7/16"	-	SY 1-7/16 FM
SAP 208-24	-	-	PASE 1 1/2"	-	SY 1-1/2 FM
SAP 209-26	-	-	-	-	SY 1-5/8 FM
SAP 209-27	-	-	-	-	SY 1-11/16 FM
SAP 209-28	-	-	PASE 1 3/4"	-	SY 1-3/4 FM
SAP 210-30	-	-	-	-	SY 1-7/8 FM
SAP 210-31	-	-	PASE 1 15/16"	-	SY 1-15/16 FM
SAP 210-32	-	-	-	-	-
SAP 211-32	-	-	PASE 2"	-	SY 2 FM
SAP 211-33	-	-	-	-	-
SAP 211-34	-	-	-	-	-
SAP 211-35	-	-	PASE 2 3/16"	-	SY 2-3/16 FM

UELAK 200

SLB	ASAHI	FYH	INA	NTN	SKF
UELAK 204-12	-	-	RAK 3/4"	UELPL 204-012 D1 W3	SYH 3/4 WM
UELAK 205-13	-	-	-	UELPL 205-013 D1 W3	SYH 13/16 WM
UELAK 205-14	-	-	RAK 7/8"	UELPL 205-014 D1 W3	SYH 7/8 WM
UELAK 205-15	-	-	RAK 15/16"	UELPL 205-015 D1 W3	SYH 15/16 WM
UELAK 205-16	-	-	RAK 1"	UELPL 205-100 D1 W3	SYH 1 WM
UELAK 206-17	-	-	-	UELPL 206-101 D1 W3	SYH 1-1/16 WM
UELAK 206-18	-	-	RAK 1 1/8"	UELPL 206-102 D1 W3	SYH 1-1/8 WM
UELAK 206-19	-	-	RAK 1 3/16"	UELPL 206-103 D1 W3	SYH 1-3/16 WM
UELAK 206-20	-	-	RAK 1 1/4"-206	UELPL 206-104 D1 W3	-
UELAK 207-20	-	-	RAK 1 1/4"	UELPL 207-104 D1 W3	SYH 1-1/4 WM
UELAK 207-21	-	-	-	UELPL 207-105 D1 W3	SYH 1-5/16 WM
UELAK 207-22	-	-	RAK 1 3/8"	UELPL 207-106 D1 W3	SYH 1-3/8 WM
UELAK 207-23	-	-	RAK 1 7/16"	UELPL 207-107 D1 W3	SYH 1-7/16 WM
UELAK 208-24	-	-	RAK 1 1/2"	UELPL 208-108 D1 W3	SYH 1-1/2 WM
UELAK 209-26	-	-	RAK 1 5/8"	UELPL 209-110 D1 W3	SYH 1-5/8 WM
UELAK 209-27	-	-	RAK 1 11/16"	UELPL 209-111 D1 W3	SYH 1-11/16 WM
UELAK 209-28	-	-	RAK 1 3/4"	UELPL 209-112 D1 W3	SYH 1-3/4 WM
UELAK 210-30	-	-	-	UELPL 210-114 D1 W3	-
UELAK 210-31	-	-	RAK 1 15/16"	UELPL 210-115 D1 W3	SYH 1-15/16 WM
UELAK 210-32	-	-	-	UELPL 210-200 D1 W3	-
UELAK 211-32	-	-	-	UELPL 211-200 D1 W3	SYH 2 WM
UELAK 211-33	-	-	-	UELPL 211-201 D1 W3	-
UELAK 211-34	-	-	-	UELPL 211-202 D1 W3	-
UELAK 211-35	-	-	RAK 2 3/16"	UELPL 211-203 D1 W3	SYH 2-3/16 WM
UELAK 212-36	-	-	-	UELPL 212-204 D1 W3	SYH 2-1/4 WM
UELAK 212-37	-	-	-	UELPL 212-205 D1 W3	-
UELAK 212-38	-	-	-	UELPL 212-206 D1 W3	-
UELAK 212-39	-	-	RAK 2 7/16"	UELPL 212-207 D1 W3	SYH 2-7/16 WM
UELAK 213-40	-	-	-	-	-
UELAK 213-41	-	-	-	-	-
UELAK 214-42	-	-	-	-	-
UELAK 214-43	-	-	-	-	-
UELAK 214-44	-	-	-	-	-
UELAK 215-45	-	-	-	-	-
UELAK 215-46	-	-	-	-	-
UELAK 215-47	-	-	RAK 2 15/16" S	-	-
UELAK 215-48	-	-	-	-	-

UELP 200

SLB	ASAHI	FYH	INA	NTN	SKF
UELP 201-8	-	NAP 201-8	-	-	-
UELP 202-9	-	-	-	-	-
UELP 202-10	-	NAP 202-10	RASE 5/8"	-	-
UELP 203-11	-	-	-	-	-
UELP 204-12	-	NAP 204-12	RASE 3/4"	UELPL 204-012 D1 W3	SY 3/4 WM
UELP 205-13	-	-	-	UELPL 205-013 D1 W3	SY 13/16 WM
UELP 205-14	-	NAP 205-14	RASE 7/8"	UELPL 205-014 D1 W3	SY 7/8 WM
UELP 205-15	-	NAP 205-15	RASE 15/16"	UELPL 205-015 D1 W3	SY 15/16 WM
UELP 205-16	-	NAP 205-16	RASE 1"	UELPL 205-100 D1 W3	SY 1 WM
UELP 206-17	-	-	-	UELPL 206-101 D1 W3	SY 1-1/16 WM
UELP 206-18	-	NAP 206-18	RASE 1 1/8"	UELPL 206-102 D1 W3	SY 1-1/8 WM
UELP 206-19	-	NAP 206-19	RASE 1 3/16"	UELPL 206-103 D1 W3	SY 1-3/16 WM
UELP 206-20	-	NAP 206-20	RASE 1 1/4"-206	UELPL 206-104 D1 W3	SY 1-1/4 AWM
UELP 207-20	-	NAP 207-20	RASE 1 1/4"	UELPL 207-104 D1 W3	SY 1-1/4 WM
UELP 207-21	-	-	-	UELPL 207-105 D1 W3	SY 1-5/16 WM
UELP 207-22	-	NAP 207-22	RASE 1 3/8"	UELPL 207-106 D1 W3	SY 1-3/8 WM

UELP 200

SLB	ASAHI	FYH	INA	NTN	SKF
UEL207-23	-	NAP 207-23	RASE 1 7/16"	UEL207-107 D1 W3	SY 1-7/16 WM
UEL208-24	-	NAP 208-24	RASE 1 1/2"	UEL208-108 D1 W3	SY 1-1/2 WM
UEL209-26	-	NAP 209-26	RASE 1 5/8"	UEL209-110 D1 W3	SY 1-5/8 WM
UEL209-27	-	NAP 209-27	RASE 1 11/16"	UEL209-111 D1 W3	SY 1-11/16 WM
UEL209-28	-	NAP 209-28	RASE 1 3/4"	UEL209-112 D1 W3	SY 1-3/4 WM
UEL210-30	-	-	-	UEL210-114 D1 W3	SY 1-7/8 WM
UEL210-31	-	NAP 210-31	RASE 1 15/16"	UEL210-115 D1 W3	SY 1-15/16 WM
UEL210-32	-	-	-	UEL210-200 D1 W3	-
UEL211-32	-	NAP 211-32	-	UEL211-200 D1 W3	SY 2 WM
UEL211-33	-	-	-	UEL211-201 D1 W3	-
UEL211-34	-	-	-	UEL211-202 D1 W3	-
UEL211-35	-	NAP 211-35	RASE 2 3/16"	UEL211-203 D1 W3	SY 2-3/16 WM
UEL212-36	-	NAP 212-36	RASE 1-1/4"-206	UEL212-204 D1 W3	SY 2-1/4 WM
UEL212-37	-	-	-	UEL212-205 D1 W3	-
UEL212-38	-	-	-	UEL212-206 D1 W3	-
UEL212-39	-	NAP 212-39	RASE 2 7/16"	UEL212-207 D1 W3	SY 2-7/16 WM
UEL213-40	-	NAP 213-40	-	UEL213-208 D1 W3	-
UEL213-41	-	-	-	UEL213-209 D1 W3	-
UEL214-42	-	-	-	UEL214-210 D1 W3	-
UEL214-43	-	-	-	UEL214-211 D1 W3	-
UEL214-44	-	-	-	UEL214-212 D1 W3	-
UEL215-45	-	-	-	UEL215-213 D1 W3	-
UEL215-46	-	-	-	UEL215-214 D1 W3	-
UEL215-47	-	NAP 215-47	RASE 2 15/16" S	UEL215-215 D1 W3	-
UEL215-48	-	NAP 215-48	-	UEL215-300 D1 W3	-

UCP X00

SLB	ASAHI	FYH	INA	NTN	SKF
UCPX05-13	-	-	-	UCPX05-013 D1	-
UCPX05-14	UCPX05-14	-	-	UCPX05-014 D1	-
UCPX05-15	UCPX05-15	-	-	UCPX05-015 D1	-
UCPX05-16	UCPX05-16	UCPX05-16	-	UCPX05-100 D1	-
UCPX06-17	-	-	-	UCPX06-101 D1	-
UCPX06-18	UCPX06-18	-	-	UCPX06-102 D1	-
UCPX06-19	UCPX06-19	UCPX06-19	-	UCPX06-103 D1	-
UCPX06-20	UCPX06-20	UCPX06-20	-	UCPX06-104 D1	-
UCPX07-20	-	-	-	-	-
UCPX07-21	-	-	-	UCPX07-105 D1	-
UCPX07-22	UCPX07-22	UCPX07-22	-	UCPX07-106 D1	-
UCPX07-23	UCPX07-23	UCPX07-23	-	UCPX07-107 D1	SYM 1-7/16 TM
UCPX08-24	UCPX08-24	UCPX08-24	RASEY 1 1/2"-MP	UCPX08-108 D1	SYM 1-1/2 TM
UCPX09-26	UCPX09-26	-	-	UCPX09-110 D1	-
UCPX09-27	UCPX09-27	UCPX09-27	-	UCPX09-111 D1	SYM 1-11/16 TM
UCPX09-28	UCPX09-28	UCPX09-28	RASEY 1 3/4"-MP	UCPX09-112 D1	SYM 1-3/4 TM
UCPX10-30	UCPX10-30	-	-	UCPX10-114 D1	-
UCPX10-31	UCPX10-31	UCPX10-31	-	UCPX10-115 D1	SYM 1-15/16 TM
UCPX10-32	UCPX10-32	UCPX10-32	RASEY 2"-MP	UCPX10-200 D1	-
UCPX11-32	-	-	-	-	-
UCPX11-33	-	-	-	UCPX11-201 D1	-
UCPX11-34	UCPX11-34	-	-	UCPX11-202 D1	-
UCPX11-35	UCPX11-35	UCPX11-35	-	UCPX11-203 D1	SYM 2-3/16 TM
UCPX12-36	UCPX12-36	UCPX12-36	-	-	-
UCPX12-37	-	-	-	-	-
UCPX12-38	UCPX12-38	UCPX12-38	-	UCPX12-206 D1	-
UCPX12-39	UCPX12-39	UCPX12-39	-	UCPX12-207 D1	-
UCPX13-40	UCPX13-40	UCPX13-40	RASEY 2 1/2"-MP	UCPX13-208 D1	SYM 2-1/2 TM

UCP X00

SLB	ASAHI	FYH	INA	NTN	SKF
UCPX13-41	-	-	-	UCPX13-209 D1	-
UCPX14-42	-	-	-	UCPX14-210 D1	-
UCPX14-43	UCPX14-43	-	-	UCPX14-211 D1	SYM 2-11/16 TM
UCPX14-44	UCPX14-44	UCPX14-44	-	UCPX14-212 D1	-
UCPX15-45	-	-	-	UCPX15-213 D1	-
UCPX15-46	-	-	-	UCPX15-214 D1	-
UCPX15-47	UCPX15-47	-	-	UCPX15-215 D1	SYM 2-15/16 TM
UCPX15-48	UCPX15-48	UCPX15-48	-	UCPX15-300 D1	SYM 3 TM
UCPX16-49	-	-	-	UCPX16-301 D1	-
UCPX16-50	UCPX16-50	-	-	UCPX16-302 D1	-
UCPX16-51	-	-	-	-	-

UCP 300

SLB	ASAHI	FYH	INA	NTN	SKF
UCP305-13	-	-	-	UCP305-013 D1	-
UCP305-14	UCP305-14	-	-	UCP305-014 D1	-
UCP305-15	-	-	-	UCP305-015 D1	-
UCP305-16	-	UCP305-16	-	UCP305-100 D1	-
UCP306-17	-	-	-	UCP306-101 D1	-
UCP306-18	UCP306-18	UCP306-18	-	UCP306-102 D1	-
UCP306-19	-	-	-	UCP306-103 D1	-
UCP306-20	-	-	-	-	-
UCP307-20	UCP307-20	UCP307-20	-	UCP307-104 D1	-
UCP307-21	-	-	-	UCP307-105 D1	-
UCP307-22	UCP307-22	UCP307-22	-	UCP307-106 D1	-
UCP307-23	-	UCP307-23	-	UCP307-107 D1	-
UCP308-24	UCP308-24	UCP308-24	-	UCP308-108 D1	-
UCP309-26	UCP309-26	-	-	UCP309-110 D1	-
UCP309-27	-	-	-	UCP309-111 D1	-
UCP309-28	UCP309-28	UCP309-28	-	UCP309-112 D1	-
UCP310-30	UCP310-30	-	-	UCP310-114 D1	-
UCP310-31	-	UCP310-31	-	UCP310-115 D1	-
UCP310-32	-	-	-	-	-
UCP311-32	UCP311-32	UCP311-32	-	UCP311-200 D1	-
UCP311-33	-	-	-	UCP311-201 D1	-
UCP311-34	UCP311-34	-	-	UCP311-202 D1	-
UCP311-35	-	-	-	UCP311-203 D1	-
UCP312-36	UCP312-36	-	-	UCP312-204 D1	-
UCP312-37	-	-	-	UCP312-205 D1	-
UCP312-38	UCP312-38	-	-	UCP312-206 D1	-
UCP312-39	-	-	-	UCP312-207 D1	-
UCP313-40	UCP313-40	UCP313-40	-	UCP313-208 D1	-
UCP313-41	-	-	-	UCP313-209 D1	-
UCP314-42	-	-	-	UCP314-210 D1	-
UCP314-43	-	-	-	UCP314-211 D1	-
UCP314-44	UCP314-44	UCP314-44	-	UCP314-212 D1	-
UCP315-45	-	-	-	UCP315-213 D1	-
UCP315-46	-	-	-	UCP315-214 D1	-
UCP315-47	-	-	-	UCP315-215 D1	-
UCP315-48	UCP315-48	UCP315-48	-	UCP315-300 D1	-
UCP316-49	-	-	-	UCP316-301 D1	-
UCP316-50	UCP316-50	-	-	UCP316-302 D1	-
UCP316-51	-	-	-	-	-

 Flanged Units Type

 **SBF 200**

SLB	ASAHI	FYH	INA	NTN	SKF
SBF 204-12	BF 204-12	-	-	-	-
SBF 205-13	-	-	-	-	-
SBF 205-14	BF 205-14	-	-	-	-
SBF 205-15	BF 205-15	-	-	-	-
SBF 205-16	BF 205-16	-	-	-	-
SBF 206-17	-	-	-	-	-
SBF 206-18	BF 206-18	-	-	-	-
SBF 206-19	BF 206-19	-	-	-	-
SBF 206-20	-	-	-	-	-
SBF 207-20	BF 207-20	-	-	-	-
SBF 207-21	BF 207-21	-	-	-	-
SBF 207-22	BF 207-22	-	-	-	-
SBF 207-23	BF 207-23	-	-	-	-
SBF 208-24	-	-	-	-	-

 **UCFS 200**

SLB	ASAHI	FYH	INA	NTN	SKF
UCFS 204-12	UCLF 204-12	SLF 204-12	-	-	-
UCFS 205-13	-	-	-	-	-
UCFS 205-14	UCLF 205-14	SLF 205-14	-	-	-
UCFS 205-15	UCLF 205-15	SLF 205-15	-	-	-
UCFS 205-16	UCLF 205-16	SLF 205-16	-	-	-
UCFS 206-17	UCLF 206-17	-	-	-	-
UCFS 206-18	UCLF 206-18	SLF 206-18	-	-	-
UCFS 206-19	UCLF 206-19	SLF 206-19	-	-	-
UCFS 206-20	-	-	-	-	-
UCFS 207-20	UCLF 207-20	SLF 207-20	-	-	-
UCFS 207-21	UCLF 207-21	SLF 207-21	-	-	-
UCFS 207-22	UCLF 207-22	SLF 207-22	-	-	-
UCFS 207-23	UCLF 207-23	SLF 207-23	-	-	-
UCFS 208-24	UCLF 208-24	SLF 208-24	-	-	-
UCFS 209-26	UCLF 209-26	SLF 209-26	-	-	-
UCFS 209-27	UCLF 209-27	SLF 209-27	-	-	-
UCFS 209-28	UCLF 209-28	SLF 209-28	-	-	-
UCFS 210-30	UCLF 210-30	SLF 210-30	-	-	-
UCFS 210-31	UCLF 210-31	SLF 210-31	-	-	-
UCFS 210-32	-	-	-	-	-
UCFS 211-32	UCLF 211-32	SLF 211-32	-	-	-
UCFS 211-33	UCLF 211-33	-	-	-	-
UCFS 211-34	UCLF 211-34	SLF 211-34	-	-	-
UCFS 211-35	UCLF 211-35	SLF 211-35	-	-	-
UCFS 212-36	UCLF 212-36	SLF 212-36	-	-	-
UCFS 212-37	-	-	-	-	-
UCFS 212-38	UCLF 212-38	SLF 212-38	-	-	-
UCFS 212-39	UCLF 212-39	SLF 212-39	-	-	-
UCFS 213-40	-	-	-	-	-
UCFS 213-41	-	-	-	-	-
UCFS 214-42	-	-	-	-	-
UCFS 214-43	-	-	-	-	-
UCFS 214-44	-	SLF 214-44	-	-	-
UCFS 215-45	-	-	-	-	-
UCFS 215-46	-	-	-	-	-
UCFS 215-47	-	-	-	-	-
UCFS 215-48	-	SLF 215-48	-	-	-

 **UCF 200**

SLB	ASAHI	FYH	INA	NTN	SKF
UCF 201-8	UCF 201-8	UCF 201-8	RCJY 1/2"	UCF 201-008 D1	-
UCF 202-9	UCF 202-9	-	-	UCF 202-009 D1	-
UCF 202-10	UCF 202-10	UCF 202-10	RCJY 5/8"	UCF 202-010 D1	-
UCF 203-11	UCF 203-11	-	-	UCF 203-011 D1	-
UCF 204-12	UCF 204-12	UCF 204-12	RCJY 3/4"	UCF 204-012 D1	FY 3/4 TM
UCF 205-13	-	-	-	UCF 205-013 D1	FY 13/16 TM
UCF 205-14	UCF 205-14	UCF 205-14	RCJY 7/8"	UCF 205-014 D1	FY 7/8 TM
UCF 205-15	UCF 205-15	UCF 205-15	-	UCF 205-015 D1	FY 15/16 TM
UCF 205-16	UCF 205-16	UCF 205-16	RCJY 1"	UCF 205-100 D1	FY 1 TM
UCF 206-17	UCF 206-17	-	-	UCF 206-101 D1	FY 1-1/16 TM
UCF 206-18	UCF 206-18	UCF 206-18	RCJY 1 1/8"	UCF 206-102 D1	FY 1-1/8 TM
UCF 206-19	UCF 206-19	UCF 206-19	-	UCF 206-103 D1	FY 1-3/16 TM
UCF 206-20	-	-	RCJY 1 1/4"-206	UCF 206-104 D1	FY 1-1/4 ATM
UCF 207-20	UCF 207-20	UCF 207-20	RCJY 1 1/4"	UCF 207-104 D1	FY 1-1/4 TM
UCF 207-21	UCF 207-21	UCF 207-21	-	UCF 207-105 D1	FY 1-5/16 TM
UCF 207-22	UCF 207-22	UCF 207-22	RCJY 1 3/8"	UCF 207-106 D1	FY 1-3/8 TM
UCF 207-23	UCF 207-23	UCF 207-23	-	UCF 207-107 D1	FY 1-7/16 TM
UCF 208-24	UCF 208-24	UCF 208-24	RCJY 1 1/2"	UCF 208-108 D1	FY 1-1/2 TM
UCF 209-26	UCF 209-26	UCF 209-26	-	UCF 209-110 D1	FY 1-5/8 TM
UCF 209-27	UCF 209-27	UCF 209-27	-	UCF 209-111 D1	FY 1-11/16 TM
UCF 209-28	UCF 209-28	UCF 209-28	RCJY 1 3/4"	UCF 209-112 D1	FY 1-3/4 TM
UCF 210-30	UCF 210-30	UCF 210-30	-	UCF 210-114 D1	FY 1-7/8 TM
UCF 210-31	UCF 210-31	UCF 210-31	RCJY 1 15/16"	UCF 210-115 D1	FY 1-15/16 TM
UCF 210-32	-	-	-	UCF 210-200 D1	-
UCF 211-32	UCF 211-32	UCF 211-32	RCJY 2"	UCF 211-200 D1	FY 2 TM
UCF 211-33	UCF 211-33	-	-	UCF 211-201 D1	-
UCF 211-34	UCF 211-34	UCF 211-34	-	UCF 211-202 D1	-
UCF 211-35	UCF 211-35	UCF 211-35	-	UCF 211-203 D1	FY 2-3/16 TM
UCF 212-36	UCF 212-36	UCF 212-36	-	UCF 212-204 D1	FY 2-1/4 TM
UCF 212-37	-	-	-	UCF 212-205 D1	-
UCF 212-38	UCF 212-38	UCF 212-38	-	UCF 212-206 D1	-
UCF 212-39	UCF 212-39	UCF 212-39	RCJY 2 7/16"	UCF 212-207 D1	FY 2-7/16 TM
UCF 213-40	UCF 213-40	UCF 213-40	RCJY 2 1/2"-213	UCF 213-208 D1	FY 2-1/2 TM
UCF 213-41	-	-	-	UCF 213-209 D1	-
UCF 214-42	-	-	-	UCF 214-210 D1	-
UCF 214-43	-	-	-	UCF 214-211 D1	-
UCF 214-44	UCF 214-44	UCF 214-44	-	UCF 214-212 D1	-
UCF 215-45	-	-	-	UCF 215-213 D1	-
UCF 215-46	-	-	-	UCF 215-214 D1	-
UCF 215-47	-	-	RCJY 2 15/16"	UCF 215-215 D1	FY 2-15/16 TM
UCF 215-48	UCF 215-48	UCF 215-48	-	UCF 215-300 D1	-
UCF 216-49	-	-	-	UCF 216-301 D1	-
UCF 216-50	UCF 216-50	-	-	UCF 216-302 D1	-
UCF 216-51	-	-	-	UCF 216-303 D1	-
UCF 217-52	UCF 217-52	UCF 217-52	-	UCF 217-304 D1	-
UCF 217-53	-	-	-	UCF 217-305 D1	-
UCF 217-55	-	-	-	UCF 217-307 D1	-
UCF 218-56	UCF 218-56	UCF 218-56	-	UCF 218-308 D1	FY 3-1/2 TM

SAF 200

SLB	ASAHI	FYH	INA	NTN	SKF
SAF 204-12	-	-	PCJ 3/4"	-	FY 3/4 FM
SAF 205-13	-	-	-	-	FY 13/16 FM
SAF 205-14	-	-	PCJ 7/8"	-	FY 7/8 FM
SAF 205-15	-	-	-	-	FY 15/16 FM
SAF 205-16	-	-	PCJ 1"	-	FY 1 FM
SAF 206-17	-	-	PCJ 1 1/16"	-	FY 1-1/16 FM
SAF 206-18	-	-	PCJ 1 1/8"	-	FY 1-1/8 FM
SAF 206-19	-	-	PCJ 1 3/16"	-	FY 1-3/16 FM
SAF 206-20	-	-	PCJ 1 1/4"-206	-	FY 1-1/4 AFM
SAF 207-20	-	-	PCJ 1 1/4"	-	FY 1-1/4 FM
SAF 207-21	-	-	-	-	FY 1-5/16 FM
SAF 207-22	-	-	PCJ 1 3/8"	-	FY 1-3/8 FM
SAF 207-23	-	-	PCJ 1 7/16"	-	FY 1-7/16 FM
SAF 208-24	-	-	PCJ 1 1/2"	-	FY 1-1/2 FM
SAF 209-26	-	-	-	-	FY 1-5/8 FM
SAF 209-27	-	-	-	-	FY 1-11/16 FM
SAF 209-28	-	-	PCJ 1 3/4"	-	FY 1-3/4 FM
SAF 210-30	-	-	-	-	FY 1-7/8 FM
SAF 210-31	-	-	PCJ 1 15/16"	-	FY 1-15/16 FM
SAF 210-32	-	-	-	-	-
SAF 211-32	-	-	PCJ 2"	-	FY 2 FM
SAF 211-33	-	-	-	-	-
SAF 211-34	-	-	-	-	-
SAF 211-35	-	-	PCJ 2 3/16"	-	FY 2-3/16 FM

UELFS 200

SLB	ASAHI	FYH	INA	NTN	SKF
UELFS 204-12	-	-	-	UELFU 204-012 D1 W3	-
UELFS 205-13	-	-	-	UELFU 205-013 D1 W3	-
UELFS 205-14	-	-	-	UELFU 205-014 D1 W3	-
UELFS 205-15	-	-	-	UELFU 205-015 D1 W3	-
UELFS 205-16	-	-	-	UELFU 205-100 D1 W3	-
UELFS 206-17	-	-	-	UELFU 206-101 D1 W3	-
UELFS 206-18	-	-	-	UELFU 206-102 D1 W3	-
UELFS 206-19	-	-	-	UELFU 206-103 D1 W3	-
UELFS 206-20	-	-	-	UELFU 206-104 D1 W3	-
UELFS 207-20	-	-	-	UELFU 207-104 D1 W3	-
UELFS 207-21	-	-	-	UELFU 207-105 D1 W3	-
UELFS 207-22	-	-	-	UELFU 207-106 D1 W3	-
UELFS 207-23	-	-	-	UELFU 207-107 D1 W3	-
UELFS 208-24	-	-	-	UELFU 208-108 D1 W3	-
UELFS 209-26	-	-	-	UELFU 209-110 D1 W3	-
UELFS 209-27	-	-	-	UELFU 209-111 D1 W3	-
UELFS 209-28	-	-	-	UELFU 209-112 D1 W3	-
UELFS 210-30	-	-	-	UELFU 210-114 D1 W3	-
UELFS 210-31	-	-	-	UELFU 210-115 D1 W3	-
UELFS 210-32	-	-	-	UELFU 210-200 D1 W3	-
UELFS 211-32	-	-	-	UELFU 211-200 D1 W3	-
UELFS 211-33	-	-	-	UELFU 211-201 D1 W3	-
UELFS 211-34	-	-	-	UELFU 211-202 D1 W3	-
UELFS 211-35	-	-	-	UELFU 211-203 D1 W3	-
UELFS 212-36	-	-	-	UELFU 212-204 D1 W3	-
UELFS 212-37	-	-	-	UELFU 212-205 D1 W3	-
UELFS 212-38	-	-	-	UELFU 212-206 D1 W3	-
UELFS 212-39	-	-	-	UELFU 212-207 D1 W3	-

UELFS 200

SLB	ASAHI	FYH	INA	NTN	SKF
UELFS 213-40	-	-	-	UELFU 213-208 D1 W3	-
UELFS 213-41	-	-	-	UELFU 213-209 D1 W3	-
UELFS 214-42	-	-	-	UELFU 214-210 D1 W3	-
UELFS 214-43	-	-	-	UELFU 214-211 D1 W3	-
UELFS 214-44	-	-	-	UELFU 214-212 D1 W3	-
UELFS 215-45	-	-	-	-	-
UELFS 215-46	-	-	-	-	-
UELFS 215-47	-	-	-	-	-
UELFS 215-48	-	-	-	-	-

UELF 200

SLB	ASAHI	FYH	INA	NTN	SKF
UELF 201-8	-	-	-	-	-
UELF 202-9	-	-	-	-	-
UELF 202-10	-	-	RCJ 5/8"	-	-
UELF 203-11	-	-	-	-	-
UELF 204-12	-	-	RCJ 3/4"	UELF 204-012 D1 W3	FY 3/4 WM
UELF 205-13	-	-	-	UELF 205-013 D1 W3	FY 13/16 WM
UELF 205-14	-	-	RCJ 7/8"	UELF 205-014 D1 W3	FY 7/8 WM
UELF 205-15	-	-	RCJ 15/16"	UELF 205-015 D1 W3	FY 15/16 WM
UELF 205-16	-	-	RCJ 1"	UELF 205-100 D1 W3	FY 1 WM
UELF 206-17	-	-	-	UELF 206-101 D1 W3	FY 1-1/16 WM
UELF 206-18	-	-	RCJ 1 1/8"	UELF 206-102 D1 W3	FY 1-1/8 WM
UELF 206-19	-	-	RCJ 1 3/16"	UELF 206-103 D1 W3	FY 1-3/16 WM
UELF 206-20	-	-	RCJ 1 1/4"-206	UELF 206-104 D1 W3	FY 1-1/4 AWM
UELF 207-20	-	-	RCJ 1 1/4"	UELF 207-104 D1 W3	FY 1-1/4 WM
UELF 207-21	-	-	-	UELF 207-105 D1 W3	FY 1-5/16 WM
UELF 207-22	-	-	RCJ 1 3/8"	UELF 207-106 D1 W3	FY 1-3/8 WM
UELF 207-23	-	-	RCJ 1 7/16"	UELF 207-107 D1 W3	FY 1-7/16 WM
UELF 208-24	-	-	RCJ 1 1/2"	UELF 208-108 D1 W3	FY 1-1/2 WM
UELF 209-26	-	-	-	UELF 209-110 D1 W3	FY 1-5/8 WM
UELF 209-27	-	-	RCJ 1 5/8"	UELF 209-111 D1 W3	FY 1-11/16 WM
UELF 209-28	-	-	RCJ 1 11/16"	UELF 209-112 D1 W3	FY 1-3/4 WM
UELF 210-30	-	-	RCJ 1 3/4"	UELF 210-114 D1 W3	FY 1-7/8 WM
UELF 210-31	-	-	-	UELF 210-115 D1 W3	FY 1-15/16 WM
UELF 210-32	-	-	-	UELF 210-200 D1 W3	-
UELF 211-32	-	-	RCJ 1 15/16"	UELF 211-200 D1 W3	FY 2 WM
UELF 211-33	-	-	-	UELF 211-201 D1 W3	-
UELF 211-34	-	-	-	UELF 211-202 D1 W3	-
UELF 211-35	-	-	-	UELF 211-203 D1 W3	FY 2-3/16 WM
UELF 212-36	-	-	-	UELF 212-204 D1 W3	FY 2-1/4 WM
UELF 212-37	-	-	RCJ 2 3/16"	UELF 212-205 D1 W3	-
UELF 212-38	-	-	-	UELF 212-206 D1 W3	-
UELF 212-39	-	-	-	UELF 212-207 D1 W3	FY 2-7/16 WM
UELF 213-40	-	-	-	UELF 213-208 D1 W3	-
UELF 213-41	-	-	RCJ 2 7/16"	UELF 213-209 D1 W3	-
UELF 214-42	-	-	-	UELF 214-210 D1 W3	-
UELF 214-43	-	-	-	UELF 214-211 D1 W3	-
UELF 214-44	-	-	-	UELF 214-212 D1 W3	-
UELF 215-45	-	-	-	UELF 215-213 D1 W3	-
UELF 215-46	-	-	-	UELF 215-214 D1 W3	-
UELF 215-47	-	-	-	UELF 215-215 D1 W3	-
UELF 215-48	-	-	-	UELF 215-300 D1 W3	-

UCF X00

SLB	ASAHI	FYH	INA	NTN	SKF
UCF X05-13	-	-	-	UCF X05-013 D1	-
UCF X05-14	UCF X05-14	-	-	UCF X05-014 D1	-
UCF X05-15	UCF X05-15	-	-	UCF X05-015 D1	-
UCF X05-16	UCF X05-16	UCF X05-16	-	UCF X05-100 D1	-
UCF X06-17	-	-	-	UCF X06-101 D1	-
UCF X06-18	UCF X06-18	-	-	UCF X06-102 D1	-
UCF X06-19	UCF X06-19	UCF X06-19	-	UCF X06-103 D1	-
UCF X06-20	UCF X06-20	UCF X06-20	-	UCF X06-104 D1	-
UCF X07-20	-	-	-	-	-
UCF X07-21	-	-	-	UCF X07-105 D1	-
UCF X07-22	UCF X07-22	UCF X07-22	-	UCF X07-106 D1	-
UCF X07-23	UCF X07-23	UCF X07-23	-	UCF X07-107 D1	FYM 1-7/16 TM
UCF X08-24	UCF X08-24	UCF X08-24	RCJY 1 1/2"-MP	UCF X08-108 D1	FYM 1-1/2 TM
UCF X09-26	UCF X09-26	-	-	UCF X09-110 D1	-
UCF X09-27	UCF X09-27	UCF X09-27	-	UCF X09-111 D1	FYM 1-11/16 TM
UCF X09-28	UCF X09-28	UCF X09-28	RCJY 1 3/4"-MP	UCF X09-112 D1	FYM 1-3/4 TM
UCF X10-30	UCF X10-30	-	-	UCF X10-114 D1	-
UCF X10-31	UCF X10-31	UCF X10-31	-	UCF X10-115 D1	FYM 1-15/16 TM
UCF X10-32	UCF X10-32	UCF X10-32	RCJY 2"-MP	UCF X10-200 D1	-
UCF X11-32	-	-	-	-	-
UCF X11-33	-	-	-	UCF X11-201 D1	-
UCF X11-34	UCF X11-34	-	-	UCF X11-202 D1	-
UCF X11-35	UCF X11-35	UCF X11-35	-	UCF X11-203 D1	FYM 2-3/16 TM
UCF X12-36	UCF X12-36	UCF X12-36	-	-	-
UCF X12-37	-	-	-	-	-
UCF X12-38	UCF X12-38	UCF X12-38	-	UCF X12-206 D1	-
UCF X12-39	UCF X12-39	UCF X12-39	-	UCF X12-207 D1	-
UCF X13-40	UCF X13-40	UCF X13-40	RCJY 2 1/2"-MP	UCF X13-208 D1	FYM 2-1/2 TM
UCF X13-41	-	-	-	UCF X13-209 D1	-
UCF X14-42	-	-	-	UCF X14-210 D1	-
UCF X14-43	UCF X14-43	-	-	UCF X14-211 D1	FYM 2-11/16 TM
UCF X14-44	UCF X14-44	UCF X14-44	-	UCF X14-212 D1	-
UCF X15-45	-	-	-	UCF X15-213 D1	-
UCF X15-46	-	-	-	UCF X15-214 D1	-
UCF X15-47	UCF X15-47	-	-	UCF X15-215 D1	FYM 2-15/16 TM
UCF X15-48	UCF X15-48	UCF X15-48	-	UCF X15-300 D1	FYM 3 TM
UCF X16-49	-	-	-	UCF X16-301 D1	-
UCF X16-50	-	-	-	UCF X16-302 D1	-

UCF 300

SLB	ASAHI	FYH	INA	NTN	SKF
UCF 305-13	-	-	-	UCF 305-013 D1	-
UCF 305-14	UCF 305-14	-	-	UCF 305-014 D1	-
UCF 305-15	-	-	-	UCF 305-015 D1	-
UCF 305-16	UCF 305-16	UCF 305-16	-	UCF 305-100 D1	-
UCF 306-17	-	-	-	UCF 306-101 D1	-
UCF 306-18	UCF 306-18	UCF 306-18	-	UCF 306-102 D1	-
UCF 306-19	-	-	-	UCF 306-103 D1	-
UCF 306-20	-	-	-	-	-
UCF 307-20	UCF 307-20	UCF 307-20	-	UCF 307-104 D1	-
UCF 307-21	-	-	-	UCF 307-105 D1	-
UCF 307-22	UCF 307-22	UCF 307-22	-	UCF 307-106 D1	-
UCF 307-23	-	-	-	UCF 307-107 D1	-
UCF 308-24	UCF 308-24	UCF 308-24	-	UCF 308-108 D1	-
UCF 309-26	UCF 309-26	-	-	UCF 309-110 D1	-
UCF 309-27	-	-	-	UCF 309-111 D1	-
UCF 309-28	UCF 309-28	UCF 309-28	-	UCF 309-112 D1	-
UCF 310-30	UCF 310-30	-	-	UCF 310-114 D1	-
UCF 310-31	-	UCF 310-31	-	UCF 310-115 D1	-
UCF 310-32	-	-	-	-	-
UCF 311-32	UCF 311-32	UCF 311-32	-	UCF 311-200 D1	-
UCF 311-33	-	-	-	UCF 311-201 D1	-
UCF 311-34	UCF 311-34	-	-	UCF 311-202 D1	-
UCF 311-35	-	-	-	UCF 311-203 D1	-
UCF 312-36	UCF 312-36	-	-	UCF 312-204 D1	-
UCF 312-37	-	-	-	UCF 312-205 D1	-
UCF 312-38	UCF 312-38	-	-	UCF 312-206 D1	-
UCF 312-39	-	-	-	UCF 312-207 D1	-
UCF 313-40	UCF 313-40	UCF 313-40	-	UCF 313-208 D1	-
UCF 313-41	-	-	-	UCF 313-209 D1	-
UCF 314-42	-	-	-	UCF 314-210 D1	-
UCF 314-43	-	-	-	UCF 314-211 D1	-
UCF 314-44	UCF 314-44	UCF 314-44	-	UCF 314-212 D1	-
UCF 315-45	-	-	-	UCF 315-213 D1	-
UCF 315-46	-	-	-	UCF 315-214 D1	-
UCF 315-47	-	-	-	UCF 315-215 D1	-
UCF 315-48	UCF 315-48	UCF 315-48	-	UCF 315-300 D1	-
UCF 316-49	-	-	-	UCF 316-301 D1	-
UCF 316-50	UCF 316-50	-	-	UCF 316-302 D1	-

SBPFL 200

SLB	ASAHI	FYH	INA	NTN	SKF
SBPFL 201-8	BPFL 1-8	SBPFL 201-8	-	ASPFL 201-008	-
SBPFL 202-9	BPFL 2-9	-	-	ASPFL 202-009	-
SBPFL 202-10	BPFL 2-10	SBPFL 202-10	-	ASPFL 202-010	-
SBPFL 203-11	BPFL 3-11	-	-	ASPFL 203-011	-
SBPFL 204-12	BPFL 4-12	SBPFL 204-12	-	ASPFL 204-012	-
SBPFL 205-13	-	-	-	ASPFL 205-013	-
SBPFL 205-14	BPFL 5-14	SBPFL 205-14	-	ASPFL 205-014	-
SBPFL 205-15	BPFL 5-15	-	-	ASPFL 205-015	-
SBPFL 205-16	BPFL 5-16	SBPFL 205-16	RATY 1"	ASPFL 205-100	-
SBPFL 206-17	-	-	-	ASPFL 206-101	-
SBPFL 206-18	BPFL 6-18	SBPFL 206-18	-	ASPFL 206-102	-
SBPFL 206-19	BPFL 6-19	SBPFL 206-19	-	ASPFL 206-103	-
SBPFL 206-20	-	-	-	ASPFL 206-104	-
SBPFL 207-20	BPFL 7-20	-	-	ASPFL 207-104	-
SBPFL 207-21	BPFL 7-21	-	-	ASPFL 207-105	-
SBPFL 207-22	BPFL 7-22	-	-	ASPFL 207-106	-
SBPFL 207-23	BPFL 7-23	-	-	ASPFL 207-107	-

UCFT 200

SLB	ASAHI	FYH	INA	NTN	SKF
UCFT 210-30	UCFT 210-30	-	-	-	-
UCFT 210-31	UCFT 210-31	-	-	-	-
UCFT 210-32	-	-	-	-	-
UCFT 211-32	UCFT 211-32	-	-	-	-
UCFT 211-33	UCFT 211-33	-	-	-	-
UCFT 211-34	UCFT 211-34	-	-	-	-
UCFT 211-35	UCFT 211-35	-	-	-	-
UCFT 212-36	-	-	-	-	-
UCFT 212-37	-	-	-	-	-
UCFT 212-38	-	-	-	-	-
UCFT 212-39	-	-	-	-	-
UCFT 213-40	-	-	-	-	-
UCFT 213-41	-	-	-	-	-
UCFT 214-42	-	-	-	-	-
UCFT 214-43	-	-	-	-	-
UCFT 214-44	-	-	-	-	-

SBFL 200

SLB	ASAHI	FYH	INA	NTN	SKF
SBFL 204-12	BFL 204-12	-	-	-	-
SBFL 205-13	-	-	-	-	-
SBFL 205-14	BFL 205-14	-	-	-	-
SBFL 205-15	BFL 205-15	-	-	-	-
SBFL 205-16	BFL 205-16	-	-	-	-
SBFL 206-17	-	-	-	-	-
SBFL 206-18	BFL 206-18	-	-	-	-
SBFL 206-19	BFL 206-19	-	-	-	-
SBFL 206-20	-	-	-	-	-
SBFL 207-20	BFL 207-20	-	-	-	-
SBFL 207-21	BFL 207-21	-	-	-	-
SBFL 207-22	BFL 207-22	-	-	-	-
SBFL 207-23	BFL 207-23	-	-	-	-
SBFL 208-24	-	-	-	-	-

UCFL 200

SLB	ASAHI	FYH	INA	NTN	SKF
UCFL 201-8	UCFL 201-8	UCFL 201-8	RCJTY 1/2"	UCFL 201-008 D1	-
UCFL 202-9	UCFL 202-9	-	-	UCFL 202-009 D1	-
UCFL 202-10	UCFL 202-10	UCFL 202-10	RCJTY 5/8"	UCFL 202-010 D1	-
UCFL 203-11	UCFL 203-11	-	-	UCFL 203-011 D1	-
UCFL 204-12	UCFL 204-12	UCFL 204-12	RCJTY 3/4"	UCFL 204-012 D1	FYT 3/4 TM
UCFL 205-13	-	-	-	UCFL 205-013 D1	FYT 13/16 TM
UCFL 205-14	UCFL 205-14	UCFL 205-14	RCJTY 7/8"	UCFL 205-014 D1	FYT 7/8 TM
UCFL 205-15	UCFL 205-15	UCFL 205-15	-	UCFL 205-015 D1	FYT 15/16 TM
UCFL 205-16	UCFL 205-16	UCFL 205-16	RCJTY 1"	UCFL 205-100 D1	FYT 1 TM
UCFL 206-17	UCFL 206-17	-	-	UCFL 206-101 D1	FYT 1-1/16 TM
UCFL 206-18	UCFL 206-18	UCFL 206-18	RCJTY 1 1/8"	UCFL 206-102 D1	FYT 1-1/8 TM
UCFL 206-19	UCFL 206-19	UCFL 206-19	-	UCFL 206-103 D1	FYT 1-3/16 TM
UCFL 206-20	-	-	RCJTY 1 1/4"-206	UCFL 206-104 D1	FYT 1-1/4 ATM
UCFL 207-20	UCFL 207-20	UCFL 207-20	RCJTY 1 1/4"	UCFL 207-104 D1	FYT 1-1/4 TM
UCFL 207-21	UCFL 207-21	UCFL 207-21	-	UCFL 207-105 D1	FYT 1-5/16 TM
UCFL 207-22	UCFL 207-22	UCFL 207-22	RCJTY 1 3/8"	UCFL 207-106 D1	FYT 1-3/8 TM
UCFL 207-23	UCFL 207-23	UCFL 207-23	-	UCFL 207-107 D1	FYT 1-7/16 TM
UCFL 208-24	UCFL 208-24	UCFL 208-24	RCJTY 1 1/2"	UCFL 208-108 D1	FYT 1-1/2 TM
UCFL 209-26	UCFL 209-26	UCFL 209-26	-	UCFL 209-110 D1	FYT 1-5/8 TM
UCFL 209-27	UCFL 209-27	UCFL 209-27	-	UCFL 209-111 D1	FYT 1-11/16 TM
UCFL 209-28	UCFL 209-28	UCFL 209-28	RCJTY 1 3/4"	UCFL 209-112 D1	FYT 1-3/4 TM
UCFL 210-30	UCFL 210-30	UCFL 210-30	-	UCFL 210-114 D1	FYT 1-7/8 TM
UCFL 210-31	UCFL 210-31	UCFL 210-31	RCJTY 1 15/16"	UCFL 210-115 D1	FYT 1-15/16 TM
UCFL 210-32	-	-	-	UCFL 210-200 D1	-
UCFL 211-32	UCFL 211-32	UCFL 211-32	RCJTY 2"	UCFL 211-200 D1	FYT 2 TM
UCFL 211-33	UCFL 211-33	-	-	UCFL 211-201 D1	-
UCFL 211-34	UCFL 211-34	UCFL 211-34	-	UCFL 211-202 D1	-
UCFL 211-35	UCFL 211-35	UCFL 211-35	-	UCFL 211-203 D1	FYT 2-3/16 TM
UCFL 212-36	UCFL 212-36	UCFL 212-36	-	UCFL 212-204 D1	-
UCFL 212-37	-	-	-	UCFL 212-205 D1	-
UCFL 212-38	UCFL 212-38	UCFL 212-38	-	UCFL 212-206 D1	-
UCFL 212-39	UCFL 212-39	UCFL 212-39	RCJTY 2 7/16"	UCFL 212-207 D1	-
UCFL 213-40	UCFL 213-40	UCFL 213-40	-	UCFL 213-208 D1	-
UCFL 213-41	-	-	-	UCFL 213-209 D1	-
UCFL 214-42	-	-	-	UCFL 214-210 D1	-
UCFL 214-43	-	-	-	UCFL 214-211 D1	-
UCFL 214-44	UCFL 214-44	UCFL 214-44	-	UCFL 214-212 D1	-

UCFT 200

SLB	ASAHI	FYH	INA	NTN	SKF
UCFT 204-12	UCFT 204-12	-	-	-	-
UCFT 205-13	-	-	-	-	-
UCFT 205-14	UCFT 205-14	-	-	-	-
UCFT 205-15	UCFT 205-15	-	-	-	-
UCFT 205-16	UCFT 205-16	-	-	-	-
UCFT 206-17	UCFT 206-17	-	-	-	-
UCFT 206-18	UCFT 206-18	-	-	-	-
UCFT 206-19	UCFT 206-19	-	-	-	-
UCFT 206-20	-	-	-	-	-
UCFT 207-20	UCFT 207-20	-	-	-	-
UCFT 207-21	UCFT 207-21	-	-	-	-
UCFT 207-22	UCFT 207-22	-	-	-	-
UCFT 207-23	UCFT 207-23	-	-	-	-
UCFT 208-24	UCFT 208-24	-	-	-	-
UCFT 209-26	UCFT 209-26	-	-	-	-
UCFT 209-27	UCFT 209-27	-	-	-	-
UCFT 209-28	UCFT 209-28	-	-	-	-

INTERCHANGEABLE GUIDES WITH PILLOW PLOCKS

UCFL 200

SLB	ASAHI	FYH	INA	NTN	SKF
UCFL 215-45	-	-	-	UCFL 215-213 D1	-
UCFL 215-46	-	-	-	UCFL 215-214 D1	-
UCFL 215-47	-	-	RCJTY 2 15/16"	UCFL 215-215 D1	-
UCFL 215-48	UCFL 215-48	UCFL 215-48	-	UCFL 215-300 D1	-
UCFL 216-49	-	-	-	UCFL 216-301 D1	-
UCFL 216-50	UCFL 216-50	-	-	UCFL 216-302 D1	-
UCFL 216-51	-	-	-	UCFL 216-303 D1	-
UCFL 217-52	UCFL 217-52	UCFL 217-52	-	UCFL 217-304 D1	-
UCFL 217-53	-	-	-	UCFL 217-305 D1	-
UCFL 217-55	-	-	-	UCFL 217-307 D1	-
UCFL 218-56	UCFL 218-56	UCFL 218-56	-	UCFL 218-308 D1	-

SAPFL 200

SLB	ASAHI	FYH	INA	NTN	SKF
SAPFL 201-8	-	SAPFL 201-8	RAT 1/2"	AELPFL 201-008W3	FT 1/2 FM
SAPFL 202-9	-	-	-	AELPFL 202-009W3	-
SAPFL 202-10	-	SAPFL 202-10	RAT 5/8"	AELPFL 202-010W3	FT 5/8 FM
SAPFL 203-11	-	-	-	AELPFL 203-011W3	FT 11/16 FM
SAPFL 204-12	-	SAPFL 204-12	RAT 3/4"	AELPFL 204-012W3	FT 3/4 FM
SAPFL 205-13	-	-	-	AELPFL 205-013W3	FT 13/16 FM
SAPFL 205-14	-	SAPFL 205-14	RAT 7/8"	AELPFL 205-014W3	FT 7/8 FM
SAPFL 205-15	-	-	-	AELPFL 205-015W3	FT 15/16 FM
SAPFL 205-16	-	SAPFL 205-16	RAT 1"	AELPFL 205-100W3	FT 1 FM
SAPFL 206-17	-	-	RAT 1 1/16"	AELPFL 206-101W3	FT 1-1/16 FM
SAPFL 206-18	-	SAPFL 206-18	RAT 1 1/8"	AELPFL 206-102W3	FT 1-1/8 FM
SAPFL 206-19	-	SAPFL 206-19	RAT 1 3/16"	AELPFL 206-103W3	FT 1-3/16 FM
SAPFL 206-20	-	SAPFL 206-20	RAT 1 1/4"-206	AELPFL 206-104W3	FT 1-1/4 AFM
SAPFL 207-20	-	-	RAT 1 1/4"	AELPFL 207-104W3	FT 1-1/4 FM
SAPFL 207-21	-	-	-	AELPFL 207-105W3	-
SAPFL 207-22	-	-	RAT 1 3/8"	AELPFL 207-106W3	FT 1-3/8 FM
SAPFL 207-23	-	-	RAT 1 7/16"	AELPFL 207-107W3	FT 1-7/16 FM

SAFL 200

SLB	ASAHI	FYH	INA	NTN	SKF
SAFL 204-12	-	-	PCJT 3/4"	-	FYT 3/4 FM
SAFL 205-13	-	-	-	-	FYT 13/16 FM
SAFL 205-14	-	-	PCJT 7/8"	-	FYT 7/8 FM
SAFL 205-15	-	-	-	-	FYT 15/16 FM
SAFL 205-16	-	-	PCJT 1"	-	FYT 1 FM
SAFL 206-17	-	-	PCJT 1 1/16"	-	FYT 1-1/16 FM
SAFL 206-18	-	-	PCJT 1 1/8"	-	FYT 1-1/8 FM
SAFL 206-19	-	-	PCJT 1 3/16"	-	FYT 1-3/16 FM
SAFL 206-20	-	-	PCJT 1 1/4"-206	-	FYT 1-1/4 AFM
SAFL 207-20	-	-	PCJT 1 1/4"	-	FYT 1-1/4 FM
SAFL 207-21	-	-	-	-	FYT 1-5/16 FM
SAFL 207-22	-	-	PCJT 1 3/8"	-	FYT 1-3/8 FM
SAFL 207-23	-	-	PCJT 1 7/16"	-	FYT 1-7/16 FM
SAFL 208-24	-	-	PCJT 1 1/2"	-	FYT 1-1/2 FM
SAFL 209-26	-	-	-	-	FYT 1-5/8 FM
SAFL 209-27	-	-	-	-	FYT 1-11/16 FM
SAFL 209-28	-	-	PCJT 1 3/4"	-	FYT 1-3/4 FM
SAFL 210-30	-	-	-	-	FYT 1-7/8 FM
SAFL 210-31	-	-	PCJT 1 15/16"	-	FYT 1-15/16 FM
SAFL 210-32	-	-	-	-	-

SAFL 200

SLB	ASAHI	FYH	INA	NTN	SKF
SAFL 211-32	-	-	PCJT 2"	-	FYT 2 FM
SAFL 211-33	-	-	-	-	-
SAFL 211-34	-	-	-	-	-
SAFL 211-35	-	-	-	-	FYT 2-3/16 FM

UELFT 200

SLB	ASAHI	FYH	INA	NTN	SKF
UELFT 204-12	-	-	-	UELFLU 204-012 D1 W3	-
UELFT 205-13	-	-	-	UELFLU 205-013 D1 W3	-
UELFT 205-14	-	-	-	UELFLU 205-014 D1 W3	-
UELFT 205-15	-	-	-	UELFLU 205-015 D1 W3	-
UELFT 205-16	-	-	-	UELFLU 205-100 D1 W3	-
UELFT 206-17	-	-	-	UELFLU 206-101 D1 W3	-
UELFT 206-18	-	-	-	UELFLU 206-102 D1 W3	-
UELFT 206-19	-	-	-	UELFLU 206-103 D1 W3	-
UELFT 206-20	-	-	-	UELFLU 206-104 D1 W3	-
UELFT 207-20	-	-	-	UELFLU 207-104 D1 W3	-
UELFT 207-21	-	-	-	UELFLU 207-105 D1 W3	-
UELFT 207-22	-	-	-	UELFLU 207-106 D1 W3	-
UELFT 207-23	-	-	-	UELFLU 207-107 D1 W3	-
UELFT 208-24	-	-	-	UELFLU 208-108 D1 W3	-
UELFT 209-26	-	-	-	UELFLU 209-110 D1 W3	-
UELFT 209-27	-	-	-	UELFLU 209-111 D1 W3	-
UELFT 209-28	-	-	-	UELFLU 209-112 D1 W3	-
UELFT 210-30	-	-	-	UELFLU 210-114 D1 W3	-
UELFT 210-31	-	-	-	UELFLU 210-115 D1 W3	-
UELFT 210-32	-	-	-	UELFLU 210-200 D1 W3	-
UELFT 211-32	-	-	-	UELFLU 211-200 D1 W3	-
UELFT 211-33	-	-	-	UELFLU 211-201 D1 W3	-
UELFT 211-34	-	-	-	UELFLU 211-202 D1 W3	-
UELFT 211-35	-	-	-	UELFLU 211-203 D1 W3	-
UELFT 212-36	-	-	-	UELFLU 212-204 D1 W3	-
UELFT 212-37	-	-	-	UELFLU 212-205 D1 W3	-
UELFT 212-38	-	-	-	UELFLU 212-206 D1 W3	-
UELFT 212-39	-	-	-	UELFLU 212-207 D1 W3	-
UELFT 213-40	-	-	-	UELFLU 213-208 D1 W3	-
UELFT 213-41	-	-	-	UELFLU 213-209 D1 W3	-
UELFT 214-42	-	-	-	UELFLU 214-210 D1 W3	-
UELFT 214-43	-	-	-	UELFLU 214-211 D1 W3	-
UELFT 214-44	-	-	-	UELFLU 214-212 D1 W3	-

UELFL 200

SLB	ASAHI	FYH	INA	NTN	SKF
UELFL 201-8	-	-	-	-	-
UELFL 202-9	-	-	-	-	-
UELFL 202-10	-	-	RCJT 5/8"	-	-
UELFL 203-11	-	-	-	-	-
UELFL 204-12	-	-	RCJT 3/4"	UELFL 204-012 D1 W3	FYT 3/4 WM
UELFL 205-13	-	-	-	UELFL 205-013 D1 W3	FYT 13/16 WM
UELFL 205-14	-	-	RCJT 7/8"	UELFL 205-014 D1 W3	FYT 7/8 WM
UELFL 205-15	-	-	RCJT 15/16"	UELFL 205-015 D1 W3	FYT 15/16 WM
UELFL 205-16	-	-	RCJT 1"	UELFL 205-100 D1 W3	FYT 1 WM

 **UELFL 200**

SLB	ASAHI	FYH	INA	NTN	SKF
UELFL 206-17	-	-	-	UELFL 206-101 D1 W3	FYT 1-1/16 WM
UELFL 206-18	-	-	RCJT 1 1/8"	UELFL 206-102 D1 W3	FYT 1-1/8 WM
UELFL 206-19	-	-	RCJT 1 3/16"	UELFL 206-103 D1 W3	FYT 1-3/16 WM
UELFL 206-20	-	-	RCJT 1 1/4"-206	UELFL 206-104 D1 W3	FYT 1-1/4 AWM
UELFL 207-20	-	-	RCJT 1 1/4"	UELFL 207-104 D1 W3	FYT 1-1/4 WM
UELFL 207-21	-	-	-	UELFL 207-105 D1 W3	FYT 1-5/16 WM
UELFL 207-22	-	-	RCJT 1 3/8"	UELFL 207-106 D1 W3	FYT 1-3/8 WM
UELFL 207-23	-	-	RCJT 1 7/16"	UELFL 207-107 D1 W3	FYT 1-7/16 WM
UELFL 208-24	-	-	RCJT 1 1/2"	UELFL 208-108 D1 W3	FYT 1-1/2 WM
UELFL 209-26	-	-	RCJT 1 5/8"	UELFL 209-110 D1 W3	FYT 1-5/8 WM
UELFL 209-27	-	-	RCJT 1 11/16"	UELFL 209-111 D1 W3	FYT 1-11/16 WM
UELFL 209-28	-	-	RCJT 1 3/4"	UELFL 209-112 D1 W3	FYT 1-3/4 WM
UELFL 210-30	-	-	-	UELFL 210-114 D1 W3	FYT 1-7/8 WM
UELFL 210-31	-	-	RCJT 1 15/16"	UELFL 210-115 D1 W3	FYT 1-15/16 WM
UELFL 210-32	-	-	-	UELFL 210-200 D1 W3	-
UELFL 211-32	-	-	-	UELFL 211-200 D1 W3	FYT 2 WM
UELFL 211-33	-	-	-	UELFL 211-201 D1 W3	-
UELFL 211-34	-	-	-	UELFL 211-202 D1 W3	-
UELFL 211-35	-	-	-	UELFL 211-203 D1 W3	FYT 2-3/16 WM
UELFL 212-36	-	-	-	UELFL 212-204 D1 W3	-
UELFL 212-37	-	-	-	UELFL 212-205 D1 W3	-
UELFL 212-38	-	-	-	UELFL 212-206 D1 W3	-
UELFL 212-39	-	-	RCJT 2 7/16"	UELFL 212-207 D1 W3	-
UELFL 213-40	-	-	-	UELFL 213-208 D1 W3	-
UELFL 213-41	-	-	-	UELFL 213-209 D1 W3	-
UELFL 214-42	-	-	-	UELFL 214-210 D1 W3	-
UELFL 214-43	-	-	-	UELFL 214-211 D1 W3	-
UELFL 214-44	-	-	-	UELFL 214-212 D1 W3	-
UELFL 215-45	-	-	-	UELFL 215-213 D1 W3	-
UELFL 215-46	-	-	-	UELFL 215-214 D1 W3	-
UELFL 215-47	-	-	RCJT 2 15/16" S	UELFL 215-215 D1 W3	-
UELFL 215-48	-	-	-	UELFL 215-300 D1 W3	-

 **UCFL X00**

SLB	ASAHI	FYH	INA	NTN	SKF
UCFL X05-13	-	-	-	UCFL X05-013 D1	-
UCFL X05-14	UCFL X05-14	-	-	UCFL X05-014 D1	-
UCFL X05-15	UCFL X05-15	-	-	UCFL X05-015 D1	-
UCFL X05-16	UCFL X05-16	UCFL X05-16	-	UCFL X05-100 D1	-
UCFL X06-17	-	-	-	UCFL X06-101 D1	-
UCFL X06-18	UCFL X06-18	-	-	UCFL X06-102 D1	-
UCFL X06-19	UCFL X06-19	UCFL X06-19	-	UCFL X06-103 D1	-
UCFL X06-20	UCFL X06-20	UCFL X06-20	-	UCFL X06-104 D1	-
UCFL X07-20	-	-	-	-	-
UCFL X07-21	-	-	-	UCFL X07-105 D1	-
UCFL X07-22	UCFL X07-22	UCFL X07-22	-	UCFL X07-106 D1	-
UCFL X07-23	UCFL X07-23	UCFL X07-23	-	UCFL X07-107 D1	FYTM 1-7/16 TM
UCFL X08-24	UCFL X08-24	UCFL X08-24	-	UCFL X08-108 D1	FYTM 1-1/2 TM
UCFL X09-26	UCFL X09-26	-	-	UCFL X09-110 D1	-
UCFL X09-27	UCFL X09-27	UCFL X09-27	-	UCFL X09-111 D1	FYTM 1-11/16 TM
UCFL X09-28	UCFL X09-28	UCFL X09-28	-	UCFL X09-112 D1	FYTM 1-3/4 TM
UCFL X10-30	UCFL X10-30	-	-	UCFL X10-114 D1	-
UCFL X10-31	UCFL X10-31	UCFL X10-31	-	UCFL X10-115 D1	FYTM 1-15/16 TM
UCFL X10-32	UCFL X10-32	UCFL X10-32	-	UCFL X10-200 D1	-

 **UCFL 300**

SLB	ASAHI	FYH	INA	NTN	SKF
UCFL 305-13	-	-	-	UCFL 305-013 D1	-
UCFL 305-14	UCFL 305-14	-	-	UCFL 305-014 D1	-
UCFL 305-15	-	-	-	UCFL 305-015 D1	-
UCFL 305-16	UCFL 305-16	UCFL 305-16	-	UCFL 305-100 D1	-
UCFL 306-17	-	-	-	UCFL 306-101 D1	-
UCFL 306-18	UCFL 306-18	UCFL 306-18	-	UCFL 306-102 D1	-
UCFL 306-19	-	-	-	UCFL 306-103 D1	-
UCFL 306-20	-	-	-	-	-
UCFL 307-20	UCFL 307-20	UCFL 307-20	-	UCFL 307-104 D1	-
UCFL 307-21	-	-	-	UCFL 307-105 D1	-
UCFL 307-22	UCFL 307-22	UCFL 307-22	-	UCFL 307-106 D1	-
UCFL 307-23	-	-	-	UCFL 307-107 D1	-
UCFL 308-24	UCFL 308-24	UCFL 308-24	-	UCFL 308-108 D1	-
UCFL 309-26	UCFL 309-26	-	-	UCFL 309-110 D1	-
UCFL 309-27	-	-	-	UCFL 309-111 D1	-
UCFL 309-28	UCFL 309-28	UCFL 309-28	-	UCFL 309-112 D1	-
UCFL 310-30	UCFL 310-30	-	-	UCFL 310-114 D1	-
UCFL 310-31	-	UCFL 310-31	-	UCFL 310-115 D1	-
UCFL 310-32	-	-	-	-	-
UCFL 311-32	UCFL 311-32	UCFL 311-32	-	UCFL 311-200 D1	-
UCFL 311-33	-	-	-	UCFL 311-201 D1	-
UCFL 311-34	UCFL 311-34	-	-	UCFL 311-202 D1	-
UCFL 311-35	-	-	-	UCFL 311-203 D1	-
UCFL 312-36	UCFL 312-36	-	-	UCFL 312-204 D1	-
UCFL 312-37	-	-	-	UCFL 312-205 D1	-
UCFL 312-38	UCFL 312-38	-	-	UCFL 312-206 D1	-
UCFL 312-39	-	-	-	UCFL 312-207 D1	-
UCFL 313-40	UCFL 313-40	UCFL 313-40	-	UCFL 313-208 D1	-
UCFL 313-41	-	-	-	UCFL 313-209 D1	-
UCFL 314-42	-	-	-	UCFL 314-210 D1	-
UCFL 314-43	-	-	-	UCFL 314-211 D1	-
UCFL 314-44	UCFL 314-44	UCFL 314-44	-	UCFL 314-212 D1	-
UCFL 315-45	-	-	-	UCFL 315-213 D1	-
UCFL 315-46	-	-	-	UCFL 315-214 D1	-
UCFL 315-47	-	-	-	UCFL 315-215 D1	-
UCFL 315-48	UCFL 315-48	UCFL 315-48	-	UCFL 315-300 D1	-
UCFL 316-49	-	-	-	UCFL 316-301 D1	-
UCFL 316-50	UCFL 316-50	-	-	UCFL 316-302 D1	-

SBPF 200

SLB	ASAHI	FYH	INA	NTN	SKF
SBPF 201-8	BPF 1-8	SBPF 201-8	-	ASPF 201-008	-
SBPF 202-9	BPF 2-9	-	-	ASPF 202-009	-
SBPF 202-10	BPF 2-10	SBPF 202-10	-	ASPF 202-010	-
SBPF 203-11	BPF 3-11	-	-	ASPF 203-011	-
SBPF 204-12	BPF 4-12	SBPF 204-12	-	ASPF 204-012	-
SBPF 205-13	-	-	-	ASPF 205-013	-
SBPF 205-14	BPF 5-14	SBPF 205-14	-	ASPF 205-014	-
SBPF 205-15	BPF 5-15	-	-	ASPF 205-015	-
SBPF 205-16	BPF 5-16	SBPF 205-16	RAY 1"	ASPF 205-100	-
SBPF 206-17	-	-	-	ASPF 206-101	-
SBPF 206-18	BPF 6-18	SBPF 206-18	-	ASPF 206-102	-
SBPF 206-19	BPF 6-19	SBPF 206-19	-	ASPF 206-103	-
SBPF 206-20	-	-	-	ASPF 206-104	-
SBPF 207-20	BPF 7-20	SBPF 207-20	-	ASPF 207-104	-
SBPF 207-21	BPF 7-21	-	-	ASPF 207-105	-
SBPF 207-22	BPF 7-22	SBPF 207-22	-	ASPF 207-106	-
SBPF 207-23	BPF 7-23	SBPF 207-23	-	ASPF 207-107	-

SAPF 200

SLB	ASAHI	FYH	INA	NTN	SKF
SAPF 201-8	-	SAPF 201-8	RA 1/2"	AELPF 201-008 W3	F 1/2 FM
SAPF 202-9	-	-	-	AELPF 202-009 W3	-
SAPF 202-10	-	SAPF 202-10	RA 5/8"	AELPF 202-010 W3	F 5/8 FM
SAPF 203-11	-	-	-	AELPF 203-011 W3	F 11/16 FM
SAPF 204-12	-	SAPF 204-12	RA 3/4"	AELPF 204-012 W3	F 3/4 FM
SAPF 205-13	-	-	-	AELPF 205-013 W3	F 13/16 FM
SAPF 205-14	-	SAPF 205-14	RA 7/8"	AELPF 205-014 W3	F 7/8 FM
SAPF 205-15	-	-	-	AELPF 205-015 W3	F 15/16 FM
SAPF 205-16	-	SAPF 205-16	RA 1"	AELPF 205-100 W3	F 1 FM
SAPF 206-17	-	-	RA 1 1/16"	AELPF 206-101 W3	F 1-1/16 FM
SAPF 206-18	-	SAPF 206-18	RA 1 1/8"	AELPF 206-102 W3	F 1-1/8 FM
SAPF 206-19	-	SAPF 206-19	RA 1 3/16"	AELPF 206-103 W3	F 1-3/16 FM
SAPF 206-20	-	SAPF 206-20	RA 1 1/4"-206	AELPF 206-104 W3	F 1-1/4 AFM
SAPF 207-20	-	SAPF 207-20	RA 1 1/4"	AELPF 207-104 W3	F 1-1/4 FM
SAPF 207-21	-	-	-	AELPF 207-105 W3	F 1-5/16 FM
SAPF 207-22	-	SAPF 207-22	RA 1 3/8"	AELPF 207-106 W3	F 1-3/8 FM
SAPF 207-23	-	SAPF 207-23	RA 1 7/16"	AELPF 207-107 W3	F 1-7/16 FM

UCFC 200

SLB	ASAHI	FYH	INA	NTN	SKF
UCFC 201-8	UCFC 201-8	UCFC 201-8	-	UCFC 201-008 D1	-
UCFC 202-9	UCFC 202-9	-	-	UCFC 202-009 D1	-
UCFC 202-10	UCFC 202-10	UCFC 202-10	-	UCFC 202-010 D1	-
UCFC 203-11	UCFC 203-11	-	-	UCFC 203-011 D1	-
UCFC 204-12	UCFC 204-12	UCFC 204-12	RMEY 3/4"	UCFC 204-012 D1	-
UCFC 205-13	-	-	-	UCFC 205-013 D1	-
UCFC 205-14	UCFC 205-14	UCFC 205-14	RMEY 7/8"	UCFC 205-014 D1	-
UCFC 205-15	UCFC 205-15	UCFC 205-15	-	UCFC 205-015 D1	-
UCFC 205-16	UCFC 205-16	UCFC 205-16	RMEY 1"	UCFC 205-100 D1	-
UCFC 206-17	UCFC 206-17	-	-	UCFC 206-101 D1	-
UCFC 206-18	UCFC 206-18	UCFC 206-18	RMEY 1 1/8"	UCFC 206-102 D1	-
UCFC 206-19	UCFC 206-19	UCFC 206-19	-	UCFC 206-103 D1	-
UCFC 206-20	-	-	RMEY 1 1/4"-206	UCFC 206-104 D1	-
UCFC 207-20	UCFC 207-20	UCFC 207-20	RMEY 1 1/4"	UCFC 207-104 D1	-
UCFC 207-21	UCFC 207-21	UCFC 207-21	-	UCFC 207-105 D1	-
UCFC 207-22	UCFC 207-22	UCFC 207-22	RMEY 1 3/8"	UCFC 207-106 D1	-
UCFC 207-23	UCFC 207-23	UCFC 207-23	-	UCFC 207-107 D1	-
UCFC 208-24	UCFC 208-24	UCFC 208-24	RMEY 1 1/2"	UCFC 208-108 D1	-
UCFC 209-26	UCFC 209-26	UCFC 209-26	-	UCFC 209-110 D1	-
UCFC 209-27	UCFC 209-27	UCFC 209-27	-	UCFC 209-111 D1	-
UCFC 209-28	UCFC 209-28	UCFC 209-28	RMEY 1 3/4"	UCFC 209-112 D1	-
UCFC 210-30	UCFC 210-30	UCFC 210-30	-	UCFC 210-114 D1	-
UCFC 210-31	UCFC 210-31	UCFC 210-31	RMEY 1 15/16"	UCFC 210-115 D1	-
UCFC 210-32	-	-	-	UCFC 210-200 D1	-
UCFC 211-32	UCFC 211-32	UCFC 211-32	RMEY 2"	UCFC 211-200 D1	-
UCFC 211-33	UCFC 211-33	-	-	UCFC 211-201 D1	-
UCFC 211-34	UCFC 211-34	UCFC 211-34	-	UCFC 211-202 D1	-
UCFC 211-35	UCFC 211-35	UCFC 211-35	-	UCFC 211-203 D1	-
UCFC 212-36	UCFC 212-36	UCFC 212-36	-	UCFC 212-204 D1	-
UCFC 212-37	-	-	-	UCFC 212-205 D1	-
UCFC 212-38	UCFC 212-38	UCFC 212-38	-	UCFC 212-206 D1	-
UCFC 212-39	UCFC 212-39	UCFC 212-39	RMEY 2 7/16"	UCFC 212-207 D1	-
UCFC 213-40	UCFC 213-40	UCFC 213-40	RMEY 2 1/2"-213	UCFC 213-208 D1	-
UCFC 213-41	-	-	-	UCFC 213-209 D1	-
UCFC 214-42	-	-	-	UCFC 214-210 D1	-
UCFC 214-43	-	-	-	UCFC 214-211 D1	-
UCFC 214-44	UCFC 214-44	UCFC 214-44	-	UCFC 214-212 D1	-
UCFC 215-45	-	-	-	UCFC 215-213 D1	-
UCFC 215-46	-	-	-	UCFC 215-214 D1	-
UCFC 215-47	-	-	RMEY 2 15/16"	UCFC 215-215 D1	-
UCFC 215-48	UCFC 215-48	UCFC 215-48	-	UCFC 215-300 D1	-
UCFC 216-49	-	-	-	UCFC 216-301 D1	-
UCFC 216-50	UCFC 216-50	-	-	UCFC 216-302 D1	-
UCFC 216-51	-	-	-	UCFC 216-303 D1	-
UCFC 217-52	UCFC 217-52	UCFC 217-52	-	UCFC 217-304 D1	-
UCFC 217-53	-	-	-	UCFC 217-305 D1	-
UCFC 217-55	-	-	-	UCFC 217-307 D1	-
UCFC 218-56	UCFC 218-56	UCFC 218-56	-	UCFC 218-308 D1	-

◎ UELFC 200

SLB	ASAHI	FYH	INA	NTN	SKF
UELFC 201-8	-	-	-	-	-
UELFC 202-9	-	-	-	-	-
UELFC 202-10	-	-	-	-	-
UELFC 203-11	-	-	-	-	-
UELFC 204-12	-	-	-	UELFC 204-012 D1 W3	-
UELFC 205-13	-	-	-	UELFC 205-013 D1 W3	-
UELFC 205-14	-	-	-	UELFC 205-014 D1 W3	-
UELFC 205-15	-	-	-	UELFC 205-015 D1 W3	-
UELFC 205-16	-	-	-	UELFC 205-100 D1 W3	-
UELFC 206-17	-	-	-	UELFC 206-101 D1 W3	-
UELFC 206-18	-	-	-	UELFC 206-102 D1 W3	-
UELFC 206-19	-	-	-	UELFC 206-103 D1 W3	-
UELFC 206-20	-	-	-	UELFC 206-104 D1 W3	-
UELFC 207-20	-	-	-	UELFC 207-104 D1 W3	-
UELFC 207-21	-	-	-	UELFC 207-105 D1 W3	-
UELFC 207-22	-	-	-	UELFC 207-106 D1 W3	-
UELFC 207-23	-	-	-	UELFC 207-107 D1 W3	-
UELFC 208-24	-	-	-	UELFC 208-108 D1 W3	-
UELFC 209-26	-	-	-	UELFC 209-110 D1 W3	-
UELFC 209-27	-	-	-	UELFC 209-111 D1 W3	-
UELFC 209-28	-	-	-	UELFC 209-112 D1 W3	-
UELFC 210-30	-	-	-	UELFC 210-114 D1 W3	-
UELFC 210-31	-	-	-	UELFC 210-115 D1 W3	-
UELFC 210-32	-	-	-	UELFC 210-200 D1 W3	-
UELFC 211-32	-	-	-	UELFC 211-200 D1 W3	-
UELFC 211-33	-	-	-	UELFC 211-201 D1 W3	-
UELFC 211-34	-	-	-	UELFC 211-202 D1 W3	-
UELFC 211-35	-	-	-	UELFC 211-203 D1 W3	-
UELFC 212-36	-	-	-	UELFC 212-204 D1 W3	-
UELFC 212-37	-	-	-	UELFC 212-205 D1 W3	-
UELFC 212-38	-	-	-	UELFC 212-206 D1 W3	-
UELFC 212-39	-	-	-	UELFC 212-207 D1 W3	-
UELFC 213-40	-	-	-	UELFC 213-208 D1 W3	-
UELFC 213-41	-	-	-	UELFC 213-209 D1 W3	-
UELFC 214-42	-	-	-	UELFC 214-210 D1 W3	-
UELFC 214-43	-	-	-	UELFC 214-211 D1 W3	-
UELFC 214-44	-	-	-	UELFC 214-212 D1 W3	-
UELFC 215-45	-	-	-	UELFC 215-213 D1 W3	-
UELFC 215-46	-	-	-	UELFC 215-214 D1 W3	-
UELFC 215-47	-	-	-	UELFC 215-215 D1 W3	-
UELFC 215-48	-	-	-	UELFC 215-300 D1 W3	-

Others

🔩 UCHA 200

SLB	ASAHI	FYH	INA	NTN	SKF
UCHA 201-8	-	UCHA 201-8	-	UCHB 201-008 D1	-
UCHA 202-9	-	-	-	UCHB 202-009 D1	-
UCHA 202-10	-	UCHA 202-10	-	UCHB 202-010 D1	-
UCHA 203-11	-	-	-	UCHB 203-011 D1	-
UCHA 204-12	-	UCHA 204-12	RHEY 3/4"	UCHB 204-012 D1	-
UCHA 205-13	-	-	-	UCHB 205-013 D1	-
UCHA 205-14	UCECH 205-14	UCHA 205-14	RHEY 7/8"	UCHB 205-014 D1	-
UCHA 205-15	UCECH 205-15	UCHA 205-15	-	UCHB 205-015 D1	-
UCHA 205-16	UCECH 205-16	UCHA 205-16	RHEY 1"	UCHB 205-100 D1	-
UCHA 206-17	UCECH 206-17	-	-	UCHB 206-101 D1	-
UCHA 206-18	UCECH 206-18	UCHA 206-18	RHEY 1 1/8"	UCHB 206-102 D1	-
UCHA 206-19	UCECH 206-19	UCHA 206-19	-	UCHB 206-103 D1	-
UCHA 206-20	-	-	RHEY 1 1/4"-206	UCHB 206-104 D1	-
UCHA 207-20	UCECH 207-20	UCHA 207-20	RHEY 1 1/4"	UCHB 207-104 D1	-
UCHA 207-21	UCECH 207-21	UCHA 207-21	-	UCHB 207-105 D1	-
UCHA 207-22	UCECH 207-22	UCHA 207-22	RHEY 1 3/8"	UCHB 207-106 D1	-
UCHA 207-23	UCECH 207-23	UCHA 207-23	-	UCHB 207-107 D1	-
UCHA 208-24	UCECH 208-24	UCHA 208-24	RHEY 1 1/2"	UCHB 208-108 D1	-
UCHA 209-26	UCECH 209-26	UCHA 209-26	-	UCHB 209-110 D1	-
UCHA 209-27	UCECH 209-27	UCHA 209-27	-	UCHB 209-111 D1	-
UCHA 209-28	UCECH 209-28	UCHA 209-28	RHEY 1 3/4"	UCHB 209-112 D1	-
UCHA 210-30	UCECH 210-30	UCHA 210-30	-	UCHB 210-114 D1	-
UCHA 210-31	UCECH 210-31	UCHA 210-31	RHEY 1 15/16"	UCHB 210-115 D1	-
UCHA 210-32	-	-	-	UCHB 210-200 D1	-
UCHA 211-32	-	UCHA 211-32	-	-	-
UCHA 211-33	-	-	-	-	-
UCHA 211-34	-	UCHA 211-34	-	-	-
UCHA 211-35	-	UCHA 211-35	-	-	-
UCHA 212-36	-	UCHA 212-36	-	UCHB 212-204 D1	-
UCHA 212-37	-	-	-	UCHB 212-205 D1	-
UCHA 212-38	-	UCHA 212-38	-	UCHB 212-206 D1	-
UCHA 212-39	-	UCHA 212-39	-	UCHB 212-207 D1	-
UCHA 213-40	-	UCHA 213-40	-	UCHB 213-208 D1	-
UCHA 213-41	-	-	-	-	-
UCHA 214-42	-	-	-	-	-
UCHA 214-43	-	-	-	-	-
UCHA 214-44	-	UCHA 214-44	-	-	-
UCHA 215-45	-	-	-	-	-
UCHA 215-46	-	-	-	-	-
UCHA 215-47	-	-	-	-	-
UCHA 215-48	-	UCHA 215-48	-	-	-

🔩 SAHA 200

SLB	ASAHI	FYH	INA	NTN	SKF
SAHA 204-12	-	-	PHE 3/4"	-	-
SAHA 205-13	-	-	-	-	-
SAHA 205-14	-	-	PHE 7/8"	-	-
SAHA 205-15	-	-	-	-	-
SAHA 205-16	-	-	PHE 1"	-	-
SAHA 206-17	-	-	PHE 1 1/16"	-	-
SAHA 206-18	-	-	PHE 1 1/8"	-	-
SAHA 206-19	-	-	PHE 1 3/16"	-	-
SAHA 206-20	-	-	PHE 1 1/4"-206	-	-
SAHA 207-20	-	-	PHE 1 1/4"	-	-
SAHA 207-21	-	-	-	-	-
SAHA 207-22	-	-	PHE 1 3/8"	-	-

🔩 SAHA 200

SLB	ASAHI	FYH	INA	NTN	SKF
SAHA 207-23	-	-	PHE 1 7/16"	-	-
SAHA 208-24	-	-	PHE 1 1/2"	-	-
SAHA 209-26	-	-	-	-	-
SAHA 209-27	-	-	-	-	-
SAHA 209-28	-	-	PHE 1 3/4"	-	-
SAHA 210-30	-	-	-	-	-
SAHA 210-31	-	-	PHE 1 15/16"	-	-
SAHA 210-32	-	-	-	-	-
SAHA 211-32	-	-	-	-	-
SAHA 211-33	-	-	-	-	-
SAHA 211-34	-	-	-	-	-
SAHA 211-35	-	-	-	-	-

🔩 UCC 200

SLB	ASAHI	FYH	INA	NTN	SKF
UCC 201-8	UCC 201-8	UCC 201-8	-	UCC 201-008 D1	-
UCC 202-9	UCC 202-9	-	-	UCC 202-009 D1	-
UCC 202-10	UCC 202-10	UCC 202-10	-	UCC 202-010 D1	-
UCC 203-11	UCC 203-11	-	-	UCC 203-011 D1	-
UCC 204-12	UCC 204-12	UCC 204-12	-	UCC 204-012 D1	-
UCC 205-13	-	-	-	UCC 205-013 D1	-
UCC 205-14	UCC 205-14	UCC 205-14	-	UCC 205-014 D1	-
UCC 205-15	UCC 205-15	UCC 205-15	-	UCC 205-015 D1	-
UCC 205-16	UCC 205-16	UCC 205-16	-	UCC 205-100 D1	-
UCC 206-17	UCC 206-17	-	-	UCC 206-101 D1	-
UCC 206-18	UCC 206-18	UCC 206-18	-	UCC 206-102 D1	-
UCC 206-19	UCC 206-19	UCC 206-19	-	UCC 206-103 D1	-
UCC 206-20	-	-	-	UCC 206-104 D1	-
UCC 207-20	UCC 207-20	UCC 207-20	-	UCC 207-104 D1	-
UCC 207-21	UCC 207-21	UCC 207-21	-	UCC 207-105 D1	-
UCC 207-22	UCC 207-22	UCC 207-22	-	UCC 207-106 D1	-
UCC 207-23	UCC 207-23	UCC 207-23	-	UCC 207-107 D1	-
UCC 208-24	UCC 208-24	UCC 208-24	-	UCC 208-108 D1	-
UCC 209-26	UCC 209-26	UCC 209-26	-	UCC 209-110 D1	-
UCC 209-27	UCC 209-27	UCC 209-27	-	UCC 209-111 D1	-
UCC 209-28	UCC 209-28	UCC 209-28	-	UCC 209-112 D1	-
UCC 210-30	UCC 210-30	UCC 210-30	-	UCC 210-114 D1	-
UCC 210-31	UCC 210-31	UCC 210-31	-	UCC 210-115 D1	-
UCC 210-32	-	-	-	UCC 210-200 D1	-
UCC 211-32	UCC 211-32	UCC 211-32	-	UCC 211-200 D1	-
UCC 211-33	UCC 211-33	-	-	UCC 211-201 D1	-
UCC 211-34	UCC 211-34	UCC 211-34	-	UCC 211-202 D1	-
UCC 211-35	UCC 211-35	UCC 211-35	-	UCC 211-203 D1	-
UCC 212-36	UCC 212-36	UCC 212-36	-	UCC 212-204 D1	-
UCC 212-37	-	-	-	UCC 212-205 D1	-
UCC 212-38	UCC 212-38	UCC 212-38	-	UCC 212-206 D1	-
UCC 212-39	UCC 212-39	UCC 212-39	-	UCC 212-207 D1	-
UCC 213-40	UCC 213-40	UCC 213-40	-	UCC 213-208 D1	-
UCC 213-41	-	-	-	UCC 213-209 D1	-

UCST 200

SLB	ASAHI	FYH	INA	NTN	SKF
UCST 204-12	UCST 204-12	-	-	-	-
UCST 205-13	-	-	-	-	-
UCST 205-14	UCST 205-14	-	-	-	-
UCST 205-15	UCST 205-15	-	-	-	-
UCST 205-16	UCST 205-16	-	-	-	-
UCST 206-17	UCST 206-17	-	-	-	-
UCST 206-18	UCST 206-18	-	-	-	-
UCST 206-19	UCST 206-19	-	-	-	-
UCST 206-20	-	-	-	-	-
UCST 207-20	UCST 207-20	-	-	-	-
UCST 207-21	UCST 207-21	-	-	-	-
UCST 207-22	UCST 207-22	-	-	-	-
UCST 207-23	UCST 207-23	-	-	-	-
UCST 208-24	UCST 208-24	-	-	-	-
UCST 209-26	UCST 209-26	-	-	-	-
UCST 209-27	UCST 209-27	-	-	-	-
UCST 209-28	UCST 209-28	-	-	-	-
UCST 210-30	UCST 210-30	-	-	-	-
UCST 210-31	UCST 210-31	-	-	-	-
UCST 210-32	-	-	-	-	-
UCST 211-32	UCST 211-32	-	-	-	-
UCST 211-33	UCST 211-33	-	-	-	-
UCST 211-34	UCST 211-34	-	-	-	-
UCST 211-35	UCST 211-35	-	-	-	-
UCST 212-36	UCST 212-36	-	-	-	-
UCST 212-37	-	-	-	-	-
UCST 212-38	UCST 212-38	-	-	-	-
UCST 212-39	UCST 212-39	-	-	-	-
UCST 213-40	UCST 213-40	-	-	-	-
UCST 213-41	-	-	-	-	-
UCST 214-42	-	-	-	-	-
UCST 214-43	-	-	-	-	-
UCST 214-44	-	-	-	-	-
UCST 215-45	-	-	-	-	-
UCST 215-46	-	-	-	-	-
UCST 215-47	-	-	-	-	-
UCST 215-48	-	-	-	-	-

UCT 200

SLB	ASAHI	FYH	INA	NTN	SKF
UCT 201-8	UCT 201-8	UCT 201-8	-	UCT 201-008 D1	-
UCT 202-9	UCT 202-9	-	-	UCT 202-009 D1	-
UCT 202-10	UCT 202-10	UCT 202-10	-	UCT 202-010 D1	-
UCT 203-11	UCT 203-11	-	-	UCT 203-011 D1	-
UCT 204-12	UCT 204-12	UCT 204-12	RTUY 3/4"	UCT 204-012 D1	TBY 3/4 TM
UCT 205-13	-	-	-	UCT 205-013 D1	TBY 13/16 TM
UCT 205-14	UCT 205-14	UCT 205-14	RTUY 7/8"	UCT 205-014 D1	TBY 7/8 TM
UCT 205-15	UCT 205-15	UCT 205-15	-	UCT 205-015 D1	TBY 15/16 TM
UCT 205-16	UCT 205-16	UCT 205-16	RTUY 1"	UCT 205-100 D1	TBY 1 TM
UCT 206-17	UCT 206-17	-	-	UCT 206-101 D1	TBY 1-1/16 TM
UCT 206-18	UCT 206-18	UCT 206-18	RTUY 1 1/8"	UCT 206-102 D1	TBY 1-1/8 TM
UCT 206-19	UCT 206-19	UCT 206-19	-	UCT 206-103 D1	TBY 1-3/16 TM
UCT 206-20	-	-	RTUY 1 1/4"-206	UCT 206-104 D1	TBY 1-1/4 ATM
UCT 207-20	UCT 207-20	UCT 207-20	RTUY 1 1/4"	UCT 207-104 D1	TBY 1-1/4 TM
UCT 207-21	UCT 207-21	UCT 207-21	-	UCT 207-105 D1	TBY 1-5/16 TM
UCT 207-22	UCT 207-22	UCT 207-22	-	UCT 207-106 D1	TBY 1-3/8 TM
UCT 207-23	UCT 207-23	UCT 207-23	-	UCT 207-107 D1	TBY 1-7/16 TM
UCT 208-24	UCT 208-24	UCT 208-24	RTUY 1 1/2"	UCT 208-108 D1	TBY 1-1/2 TM
UCT 209-26	UCT 209-26	UCT 209-26	-	UCT 209-110 D1	TBY 1-5/8 TM
UCT 209-27	UCT 209-27	UCT 209-27	-	UCT 209-111 D1	TBY 1-11/16 TM
UCT 209-28	UCT 209-28	UCT 209-28	RTUY 1 3/4"	UCT 209-112 D1	TBY 1-3/4 TM
UCT 210-30	UCT 210-30	UCT 210-30	-	UCT 210-114 D1	TBY 1-7/8 TM
UCT 210-31	UCT 210-31	UCT 210-31	RTUY 1 15/16"	UCT 210-115 D1	TBY 1-15/16 TM
UCT 210-32	-	-	-	UCT 210-200 D1	-
UCT 211-32	UCT 211-32	UCT 211-32	RTUY 2"	UCT 211-200 D1	TBY 2 TM
UCT 211-33	UCT 211-33	-	-	UCT 211-201 D1	-
UCT 211-34	UCT 211-34	UCT 211-34	-	UCT 211-202 D1	-
UCT 211-35	UCT 211-35	UCT 211-35	-	UCT 211-203 D1	TBY 2-3/16 TM
UCT 212-36	UCT 212-36	UCT 212-36	-	UCT 212-204 D1	-
UCT 212-37	-	-	-	UCT 212-205 D1	-
UCT 212-38	UCT 212-38	UCT 212-38	-	UCT 212-206 D1	-
UCT 212-39	UCT 212-39	UCT 212-39	RTUY 2 7/16"	UCT 212-207 D1	-
UCT 213-40	UCT 213-40	UCT 213-40	-	UCT 213-208 D1	-
UCT 213-41	-	-	-	UCT 213-209 D1	-
UCT 214-42	-	-	-	UCT 214-210 D1	-
UCT 214-43	-	-	-	UCT 214-211 D1	-
UCT 214-44	UCT 214-44	UCT 214-44	-	UCT 214-212 D1	-
UCT 215-45	-	-	-	UCT 215-213 D1	-
UCT 215-46	-	-	-	UCT 215-214 D1	-
UCT 215-47	-	-	RTUY 2 15/16"	UCT 215-215 D1	-
UCT 215-48	UCT 215-48	UCT 215-48	-	UCT 215-300 D1	-
UCT 216-49	-	-	-	UCT 216-301 D1	-
UCT 216-50	UCT 216-50	-	-	UCT 216-302 D1	-
UCT 216-51	-	-	-	UCT 216-303 D1	-
UCT 217-52	UCT 217-52	UCT 217-52	-	UCT 217-304 D1	-
UCT 217-53	-	-	-	UCT 217-305 D1	-
UCT 217-55	-	-	-	UCT 217-307 D1	-

SAST 200

SLB	ASAHI	FYH	INA	NTN	SKF
SAST 204-12	-	-	PTUE 3/4" AH01	-	-
SAST 205-13	-	-	-	-	-
SAST 205-14	-	-	PTUE 7/8" AH01	-	-
SAST 205-15	-	-	-	-	-
SAST 205-16	-	-	PTUE 1" AH01	-	-
SAST 206-17	-	-	PTUE 1 1/16" AH01	-	-
SAST 206-18	-	-	PTUE 1 1/8" AH01	-	-
SAST 206-19	-	-	PTUE 1 3/16" AH01	-	-
SAST 206-20	-	-	PTUE 1 1/4"-206 AH01	-	-
SAST 207-20	-	-	PTUE 1 1/4" AH01	-	-
SAST 207-21	-	-	-	-	-
SAST 207-22	-	-	-	-	-
SAST 207-23	-	-	PTUE 1 7/16" AH01	-	-
SAST 208-24	-	-	PTUE 1 1/2" AH01	-	-
SAST 209-26	-	-	-	-	-
SAST 209-27	-	-	-	-	-
SAST 209-28	-	-	PTUE 1 3/4" AH01	-	-
SAST 210-30	-	-	-	-	-
SAST 210-31	-	-	PTUE 1 15/16" AH01	-	-
SAST 210-32	-	-	-	-	-
SAST 211-32	-	-	PTUE 2" AH01	-	-
SAST 211-33	-	-	-	-	-
SAST 211-34	-	-	-	-	-
SAST 211-35	-	-	PTUE 2 3/16" AH01	-	-

SAT 200

SLB	ASAHI	FYH	INA	NTN	SKF
SAT 204-12	-	-	-	-	TBY 3/4 FM
SAT 205-13	-	-	-	-	TBY 13/16 FM
SAT 205-14	-	-	-	-	TBY 7/8 FM
SAT 205-15	-	-	-	-	TBY 15/16 FM
SAT 205-16	-	-	-	-	TBY 1 FM
SAT 206-17	-	-	-	-	TBY 1-1/16 FM
SAT 206-18	-	-	-	-	TBY 1-1/8 FM
SAT 206-19	-	-	-	-	TBY 1-3/16 FM
SAT 206-20	-	-	-	-	TBY 1-1/4 AFM
SAT 207-20	-	-	-	-	TBY 1-1/4 FM
SAT 207-21	-	-	-	-	TBY 1-5/16 FM
SAT 207-22	-	-	-	-	TBY 1-3/8 FM
SAT 207-23	-	-	-	-	TBY 1-7/16 FM
SAT 208-24	-	-	-	-	TBY 1-1/2 FM
SAT 209-26	-	-	-	-	TBY 1-5/8 FM
SAT 209-27	-	-	-	-	TBY 1-11/16 FM
SAT 209-28	-	-	-	-	TBY 1-3/4 FM
SAT 210-30	-	-	-	-	TBY 1-7/8 FM
SAT 210-31	-	-	-	-	TBY 1-15/16 FM
SAT 210-32	-	-	-	-	-
SAT 211-32	-	-	-	-	TBY 2 FM
SAT 211-33	-	-	-	-	-
SAT 211-34	-	-	-	-	-
SAT 211-35	-	-	-	-	TBY 2-3/16 FM

UELT 200

SLB	ASAHI	FYH	INA	NTN	SKF
UELT 201-8	-	-	RTUE 3/4" AH01	-	-
UELT 202-9	-	-	-	-	-
UELT 202-10	-	-	RTUE 7/8" AH01	-	-
UELT 203-11	-	-	RTUE 15/16" AH01	-	-
UELT 204-12	-	-	RTUE 1" AH01	UELT 204-012 D1 W3	TBY 3/4 WM
UELT 205-13	-	-	-	UELT 205-013 D1 W3	TBY 13/16 WM
UELT 205-14	-	-	RTUE 1 1/8" AH01	UELT 205-014 D1 W3	TBY 7/8 WM
UELT 205-15	-	-	RTUE 1 3/16" AH01	UELT 205-015 D1 W3	TBY 15/16 WM
UELT 205-16	-	-	RTUE 1 1/4"-206 AH01	UELT 205-100 D1 W3	TBY 1 WM
UELT 206-17	-	-	RTUE 1 1/4" AH01	UELT 206-101 D1 W3	TBY 1-1/16 WM
UELT 206-18	-	-	-	UELT 206-102 D1 W3	TBY 1-1/8 WM
UELT 206-19	-	-	-	UELT 206-103 D1 W3	TBY 1-3/16 WM
UELT 206-20	-	-	RTUE 1 7/16" AH01	UELT 206-104 D1 W3	TBY 1-1/4 AWM
UELT 207-20	-	-	RTUE 1 1/2" AH01	UELT 207-104 D1 W3	TBY 1-1/4 WM
UELT 207-21	-	-	RTUE 1 5/8" AH01	UELT 207-105 D1 W3	TBY 1-5/16 WM
UELT 207-22	-	-	RTUE 1 11/16" AH01	UELT 207-106 D1 W3	TBY 1-3/8 WM
UELT 207-23	-	-	RTUE 1 3/4" AH01	UELT 207-107 D1 W3	TBY 1-7/16 WM
UELT 208-24	-	-	-	UELT 208-108 D1 W3	TBY 1-1/2 WM
UELT 209-26	-	-	RTUE 1 15/16" AH01	UELT 209-110 D1 W3	TBY 1-5/8 WM
UELT 209-27	-	-	-	UELT 209-111 D1 W3	TBY 1-11/16 WM
UELT 209-28	-	-	-	UELT 209-112 D1 W3	TBY 1-3/4 WM
UELT 210-30	-	-	-	UELT 210-114 D1 W3	TBY 1-7/8 WM
UELT 210-31	-	-	-	UELT 210-115 D1 W3	TBY 1-15/16 WM
UELT 210-32	-	-	RTUE 2 3/16" AH01	UELT 210-200 D1 W3	-
UELT 211-32	-	-	-	UELT 211-200 D1 W3	TBY 2 WM
UELT 211-33	-	-	-	UELT 211-201 D1 W3	-
UELT 211-34	-	-	-	UELT 211-202 D1 W3	-
UELT 211-35	-	-	RTUE 2 7/16" AH01	UELT 211-203 D1 W3	TBY 2-3/16 WM
UELT 212-36	-	-	-	UELT 212-204 D1 W3	-
UELT 212-37	-	-	-	UELT 212-205 D1 W3	-
UELT 212-38	-	-	-	UELT 212-206 D1 W3	-
UELT 212-39	-	-	-	UELT 212-207 D1 W3	-
UELT 213-40	-	-	-	UELT 213-208 D1 W3	-
UELT 213-41	-	-	-	UELT 213-209 D1 W3	-
UELT 214-42	-	-	-	UELT 214-210 D1 W3	-
UELT 214-43	-	-	RTUE 2 15/16" S AH01	UELT 214-211 D1 W3	-
UELT 214-44	-	-	-	UELT 214-212 D1 W3	-
UELT 215-45	-	-	-	UELT 215-213 D1 W3	-
UELT 215-46	-	-	-	UELT 215-214 D1 W3	-
UELT 215-47	-	-	-	UELT 215-215 D1 W3	-
UELT 215-48	-	-	-	UELT 215-300 D1 W3	-

SB 200

SLB	ASAHI	FYH	INA	NTN	SKF
SB 201-8	B 1-8	SB 201-8	GAY 008 NPPB	AS 201-008	-
SB 202-9	B 2-9	-	-	AS 202-009	-
SB 202-10	B 2-10	SB 202-10	GAY 010 NPPB	AS 202-010	-
SB 203-11	B 3-11	-	-	AS 203-011	-
SB 204-12	B 4-12	SB 204-12	GAY 012 NPPB	AS 204-012	-
SB 205-13	-	-	-	AS 205-013	-
SB 205-14	B 5-14	SB 205-14	-	AS 205-014	-
SB 205-15	B 5-15	-	-	AS 205-015	-
SB 205-16	B 5-16	SB 205-16	GAY 100 NPPB	AS 205-100	-
SB 206-17	-	-	-	AS 206-101	-
SB 206-18	B 6-18	SB 206-18	-	AS 206-102	-
SB 206-19	B 6-19	SB 206-19	GAY 103 NPPB	AS 206-103	-
SB 206-20	-	-	-	AS 206-104	-
SB 207-20	B 7-20	SB 207-20	GAY 104 NPPB	-	-
SB 207-21	B 7-21	-	-	-	-
SB 207-22	B 7-22	SB 207-22	-	-	-
SB 207-23	B 7-23	SB 207-23	GAY 107 NPPB	-	-
SB 208-24	-	SB 208-24	GAY 108 NPPB	-	-
SB 208-25	-	-	-	-	-

SA 200

SLB	ASAHI	FYH	INA	NTN	SKF
SA 201-8	KH 201-8 AE	SA 201-8	GRA 008 NPPB	AEL 201-008 W3	YET 203-008
SA 202-9	KH 202-9 AE	-	-	AEL 202-009 W3	-
SA 202-10	KH 202-10 AE	SA 202-10	GRA 010 NPPB	AEL 202-010 W3	YET 203-010
SA 203-11	KH 203-11 AE	-	-	AEL 203-011 W3	YET 203-011
SA 204-12	KH 204-12 AE	SA 204-12	GRA 012 NPPB	AEL 204-012 W3	YET 204-012
SA 205-13	-	-	-	AEL 205-013 W3	YET 205-013
SA 205-14	KH 205-14 AE	SA 205-14	GRA 014 NPPB	AEL 205-014 W3	YET 205-014
SA 205-15	KH 205-15 AE	-	-	AEL 205-015 W3	YET 205-015
SA 205-16	KH 205-16 AE	SA 205-16	GRA 100 NPPB	AEL 205-100 W3	YET 205-100
SA 206-17	-	-	GRA 101 NPPB	-	YET 206-101
SA 206-18	-	SA 206-18	GRA 102 NPPB	-	YET 206-102
SA 206-19	-	SA 206-19	GRA 103 NPPB	-	YET 206-103
SA 206-20	-	SA 206-20	GRA 104 NPPB-206	-	YET 206-104
SA 207-20	KH 207-20 AE	SA 207-20	GRA 104 NPPB	AEL 207-104 W3	YET 207-104
SA 207-21	KH 207-21 AE	-	-	AEL 207-105 W3	YET 207-105
SA 207-22	KH 207-22 AE	SA 207-22	GRA 106 NPPB	AEL 207-106 W3	YET 207-106
SA 207-23	KH 207-23 AE	SA 207-23	GRA 107 NPPB	AEL 207-107 W3	YET 207-107
SA 208-24	-	SA 208-24	GRA 108 NPPB	-	YET 208-108
SA 209-26	KH 209-26 BE	-	-	-	YET 209-110
SA 209-27	KH 209-27 BE	-	-	-	YET 209-111
SA 209-28	KH 209-28 BE	-	GRA 112 NPPB	-	YET 209-112
SA 210-30	KH 210-30 BE	-	-	-	YET 210-114
SA 210-31	KH 210-31 BE	-	GRA 115 NPPB	-	YET 210-115
SA 210-32	-	-	-	-	-
SA 211-32	KH 211-32 BE	-	GRA 200 NPPB	-	YET 211-200
SA 211-33	-	-	-	-	-
SA 211-34	KH 211-34 BE	-	-	-	-
SA 211-35	KH 211-35 BE	-	GRA 203 NPPB	-	YET 211-203

UC 200

SLB	ASAHI	FYH	INA	NTN	SKF
UC 201-8	UC 201-8	UC 201-8	-	UC 201-008 D1	-
UC 202-9	UC 202-9	-	-	UC 202-009 D1	-
UC 202-10	UC 202-10	UC 202-10	-	UC 202-010 D1	-
UC 203-11	UC 203-11	-	-	UC 203-011 D1	-
UC 204-12	UC 204-12	UC 204-12	GY 1012 KRRB	UC 204-012 D1	YAR 204-012
UC 205-13	-	-	-	UC 205-013 D1	YAR 205-013
UC 205-14	UC 205-14	UC 205-14	GY 1014 KRRB	UC 205-014 D1	YAR 205-014
UC 205-15	UC 205-15	UC 205-15	-	UC 205-015 D1	YAR 205-015
UC 205-16	UC 205-16	UC 205-16	GY 1100 KRRB	UC 205-100 D1	YAR 205-100
UC 206-17	UC 206-17	-	-	UC 206-101 D1	YAR 206-101
UC 206-18	UC 206-18	UC 206-18	GY 1102 KRRB	UC 206-102 D1	YAR 206-102
UC 206-19	UC 206-19	UC 206-19	-	UC 206-103 D1	YAR 206-103
UC 206-20	-	-	GY 1104 KRRB-206	UC 206-104 D1	YAR 206-104
UC 207-20	UC 207-20	UC 207-20	GY 1104 KRRB	UC 207-104 D1	YAR 207-104
UC 207-21	UC 207-21	UC 207-21	-	UC 207-105 D1	YAR 207-105
UC 207-22	UC 207-22	UC 207-22	GY 1106 KRRB	UC 207-106 D1	YAR 207-106
UC 207-23	UC 207-23	UC 207-23	-	UC 207-107 D1	YAR 207-107
UC 208-24	UC 208-24	UC 208-24	GY 1108 KRRB	UC 208-108 D1	YAR 208-108
UC 209-26	UC 209-26	UC 209-26	-	UC 209-110 D1	YAR 209-110
UC 209-27	UC 209-27	UC 209-27	-	UC 209-111 D1	YAR 209-111
UC 209-28	UC 209-28	UC 209-28	GY 1112 KRRB	UC 209-112 D1	YAR 209-112
UC 210-30	UC 210-30	UC 210-30	-	UC 210-114 D1	YAR 210-114
UC 210-31	UC 210-31	UC 210-31	GY 1115 KRRB	UC 210-115 D1	YAR 210-115
UC 210-32	-	-	-	UC 210-200 D1	-
UC 211-32	UC 211-32	UC 211-32	GY 1200 KRRB	UC 211-200 D1	YAR 211-200
UC 211-33	UC 211-33	-	-	UC 211-201 D1	-
UC 211-34	UC 211-34	UC 211-34	-	UC 211-202 D1	-
UC 211-35	UC 211-35	UC 211-35	-	UC 211-203 D1	YAR 211-203
UC 212-36	UC 212-36	UC 212-36	-	UC 212-204 D1	YAR 212-204
UC 212-37	-	-	-	UC 212-205 D1	-
UC 212-38	UC 212-38	UC 212-38	-	UC 212-206 D1	-
UC 212-39	UC 212-39	UC 212-39	GY 1207 KRRB	UC 212-207 D1	YAR 212-207
UC 213-40	UC 213-40	UC 213-40	GY 1208 KRRB-213	UC 213-208 D1	YAR 213-208
UC 213-41	-	-	-	UC 213-209 D1	-
UC 214-42	-	-	-	UC 214-210 D1	-
UC 214-43	-	-	-	UC 214-211 D1	-
UC 214-44	UC 214-44	UC 214-44	-	UC 214-212 D1	-
UC 215-45	-	-	-	UC 215-213 D1	-
UC 215-46	-	-	-	UC 215-214 D1	-
UC 215-47	-	-	GY 1215 KRRB	UC 215-215 D1	YAR 215-215
UC 215-48	UC 215-48	UC 215-48	-	UC 215-300 D1	-
UC 216-49	-	-	-	UC 216-301 D1	-
UC 216-50	UC 216-50	-	-	UC 216-302 D1	-
UC 216-51	-	-	-	UC 216-303 D1	-
UC 217-52	UC 217-52	UC 217-52	-	UC 217-304 D1	-
UC 217-53	-	-	-	UC 217-305 D1	-
UC 217-55	-	-	-	UC 217-307 D1	-
UC 218-56	UC 218-56	UC 218-56	-	UC 218-308 D1	YAR 218-308

 **UEL 200**

SLB	ASAHI	FYH	INA	NTN	SKF
UEL 201-8	-	NA 201-8	-	-	-
UEL 202-9	-	-	-	-	-
UEL 202-10	-	NA 202-10	-	-	-
UEL 203-11	-	-	-	-	-
UEL 204-12	UG 204-12 + ER	NA 204-12	G 1012 KRRB	UEL 204-012 D1 W3	YEL 204-012
UEL 205-13	-	-	-	UEL 205-013 D1 W3	YEL 205-013
UEL 205-14	UG 205-14 + ER	NA 205-14	G 1014 KRRB	UEL 205-014 D1 W3	YEL 205-014
UEL 205-15	UG 205-15 + ER	NA 205-15	G 1015 KRRB	UEL 205-015 D1 W3	YEL 205-015
UEL 205-16	UG 205-16 + ER	NA 205-16	G 1100 KRRB	UEL 205-100 D1 W3	YEL 205-100
UEL 206-17	-	-	-	UEL 206-101 D1 W3	YEL 206-101
UEL 206-18	UG 206-18 + ER	NA 206-18	G 1102 KRRB	UEL 206-102 D1 W3	YEL 206-102
UEL 206-19	UG 206-19 + ER	NA 206-19	G 1103 KRRB	UEL 206-103 D1 W3	YEL 206-103
UEL 206-20	UG 206-20 + ER	NA 206-20	G 1104 KRRB-206	UEL 206-104 D1 W3	YEL 206-104
UEL 207-20	UG 207-20 + ER	NA 207-20	G 1104 KRRB	UEL 207-104 D1 W3	YEL 207-104
UEL 207-21	UG 207-21 + ER	-	-	UEL 207-105 D1 W3	YEL 207-105
UEL 207-22	UG 207-22 + ER	NA 207-22	G 1106 KRRB	UEL 207-106 D1 W3	YEL 207-106
UEL 207-23	UG 207-23 + ER	NA 207-23	G 1107 KRRB	UEL 207-107 D1 W3	YEL 207-107
UEL 208-24	UG 208-24 + ER	NA 208-24	G 1108 KRRB	UEL 208-108 D1 W3	YEL 208-108
UEL 209-26	UG 209-26 + ER	NA 209-26	G 1110 KRRB	UEL 209-110 D1 W3	YEL 209-110
UEL 209-27	UG 209-27 + ER	NA 209-27	G 1111 KRRB	UEL 209-111 D1 W3	YEL 209-111
UEL 209-28	UG 209-28 + ER	NA 209-28	G 1112 KRRB	UEL 209-112 D1 W3	YEL 209-112
UEL 210-30	UG 210-30 + ER	-	-	UEL 210-114 D1 W3	YEL 210-114
UEL 210-31	UG 210-31 + ER	NA 210-31	G 1115 KRRB	UEL 210-115 D1 W3	YEL 210-115
UEL 210-32	-	-	-	UEL 210-200 D1 W3	-
UEL 211-32	UG 211-32 + ER	NA 211-32	-	UEL 211-200 D1 W3	YEL 211-200
UEL 211-33	-	-	-	UEL 211-201 D1 W3	-
UEL 211-34	UG 211-34 + ER	-	-	UEL 211-202 D1 W3	-
UEL 211-35	UG 211-35 + ER	NA 211-35	G 1203 KRRB	UEL 211-203 D1 W3	YEL 211-203
UEL 212-36	UG 212-36 + ER	NA 212-36	-	UEL 212-204 D1 W3	YEL 212-204
UEL 212-37	-	-	-	UEL 212-205 D1 W3	-
UEL 212-38	UG 212-38 + ER	-	-	UEL 212-206 D1 W3	-
UEL 212-39	UG 212-39 + ER	NA 212-39	G 1207 KRRB	UEL 212-207 D1 W3	YEL 212-207
UEL 213-40	-	NA 213-40	-	UEL 213-208 D1 W3	-
UEL 213-41	-	-	-	UEL 213-209 D1 W3	-
UEL 214-42	-	-	-	UEL 214-210 D1 W3	-
UEL 214-43	-	-	-	UEL 214-211 D1 W3	-
UEL 214-44	-	-	-	UEL 214-212 D1 W3	-
UEL 215-45	-	-	-	UEL 215-213 D1 W3	-
UEL 215-46	-	-	-	UEL 215-214 D1 W3	-
UEL 215-47	-	-	G 1215 KRRB S	UEL 215-215 D1 W3	-
UEL 215-48	-	-	-	UEL 215-300 D1 W3	-

 **UC 300**

SLB	ASAHI	FYH	INA	NTN	SKF
UC 305-13	-	-	-	UC 305-013 D1	-
UC 305-14	UC 305-14	-	-	UC 305-014 D1	-
UC 305-15	-	-	-	UC 305-015 D1	-
UC 305-16	UC 305-16	UC 305-16	-	UC 305-100 D1	-
UC 306-17	-	-	-	UC 306-101 D1	-
UC 306-18	UC 306-18	UC 306-18	-	UC 306-102 D1	-
UC 306-19	-	-	-	UC 306-103 D1	-
UC 306-20	-	-	-	-	-
UC 307-20	UC 307-20	UC 307-20	-	UC 307-104 D1	-
UC 307-21	-	-	-	UC 307-105 D1	-
UC 307-22	UC 307-22	UC 307-22	-	UC 307-106 D1	-
UC 307-23	-	-	-	UC 307-107 D1	-
UC 308-24	UC 308-24	UC 308-24	-	UC 308-108 D1	-
UC 309-26	UC 309-26	-	-	UC 309-110 D1	-
UC 309-27	-	-	-	UC 309-111 D1	-
UC 309-28	UC 309-28	UC 309-28	-	UC 309-112 D1	-
UC 310-30	UC 310-30	-	-	UC 310-114 D1	-
UC 310-31	-	UC 310-31	-	UC 310-115 D1	-
UC 310-32	-	-	-	-	-
UC 311-32	UC 311-32	UC 311-32	-	UC 311-200 D1	-
UC 311-33	-	-	-	UC 311-201 D1	-
UC 311-34	UC 311-34	-	-	UC 311-202 D1	-
UC 311-35	-	-	-	UC 311-203 D1	-
UC 312-36	UC 312-36	-	-	UC 312-204 D1	-
UC 312-37	-	-	-	UC 312-205 D1	-
UC 312-38	UC 312-38	-	-	UC 312-206 D1	-
UC 312-39	-	-	-	UC 312-207 D1	-
UC 313-40	UC 313-40	UC 313-40	-	UC 313-208 D1	-
UC 313-41	-	-	-	UC 313-209 D1	-
UC 314-42	-	-	-	UC 314-210 D1	-
UC 314-43	-	-	-	UC 314-211 D1	-
UC 314-44	UC 314-44	UC 314-44	-	UC 314-212 D1	-
UC 315-45	-	-	-	UC 315-213 D1	-
UC 315-46	-	-	-	UC 315-214 D1	-
UC 315-47	-	-	-	UC 315-215 D1	-
UC 315-48	UC 315-48	UC 315-48	-	UC 315-300 D1	-
UC 316-49	-	-	-	UC 316-301 D1	-
UC 316-50	UC 316-50	-	-	UC 316-302 D1	-

 **UC X00**

SLB	ASAHI	FYH	INA	NTN	SKF
UC X05-13	-	-	-	UC X05-013 D1	-
UC X05-14	UC X05-14	-	-	UC X05-014 D1	-
UC X05-15	UC X05-15	-	-	UC X05-015 D1	-
UC X05-16	UC X05-16	UC X05-16	-	UC X05-100 D1	-
UC X06-17	-	-	-	UC X06-101 D1	-
UC X06-18	UC X06-18	-	-	UC X06-102 D1	-
UC X06-19	UC X06-19	UC X06-19	-	UC X06-103 D1	-
UC X06-20	UC X06-20	UC X06-20	GY 1104 KRRB	-	-
UC X07-20	-	-	-	-	YAR 207-104
UC X07-21	-	-	-	UC X07-105 D1	-
UC X07-22	UC X07-22	UC X07-22	-	UC X07-106 D1	-
UC X07-23	UC X07-23	UC X07-23	-	UC X07-107 D1	-
UC X08-24	UC X08-24	UC X08-24	GY 1108 KRRB-209	UC X08-108 D1	YAR 208-107
UC X09-26	UC X09-26	-	-	UC X09-110 D1	YAR 209-108
UC X09-27	UC X09-27	UC X09-27	-	UC X09-111 D1	-
UC X09-28	UC X09-28	UC X09-28	GY 1112 KRRB-210	UC X09-112 D1	YAR 210-111
UC X10-30	UC X10-30	-	-	UC X10-114 D1	YAR 210-112
UC X10-31	UC X10-31	UC X10-31	-	UC X10-115 D1	-
UC X10-32	UC X10-32	UC X10-32	GY 1200 KRRB	-	YAR 211-115
UC X11-32	-	-	-	-	-
UC X11-33	-	-	-	UC X11-201 D1	-
UC X11-34	UC X11-34	-	-	UC X11-202 D1	-
UC X11-35	UC X11-35	UC X11-35	-	UC X11-203 D1	-
UC X12-36	UC X12-36	UC X12-36	-	-	YAR 212-203
UC X12-37	-	-	-	-	-
UC X12-38	UC X12-38	UC X12-38	-	UC X12-206 D1	-
UC X12-39	UC X12-39	UC X12-39	-	UC X12-207 D1	-
UC X13-40	UC X13-40	UC X13-40	GY 1208 KRRB	UC X13-208 D1	-
UC X13-41	-	-	-	UC X13-209 D1	YAR 214-208
UC X14-42	-	-	-	UC X14-210 D1	-
UC X14-43	UC X14-43	-	-	UC X14-211 D1	-
UC X14-44	UC X14-44	UC X14-44	-	UC X14-212 D1	YAR 215-211
UC X15-45	-	-	-	UC X15-213 D1	-
UC X15-46	-	-	-	UC X15-214 D1	-
UC X15-47	UC X15-47	-	-	UC X15-215 D1	-
UC X15-48	UC X15-48	UC X15-48	GY 1300 KRRB	UC X15-300 D1	YAR 216-215
UC X16-49	-	-	-	UC X16-301 D1	YAR 216-300
UC X16-50	-	-	-	UC X16-302 D1	-

NOTE

